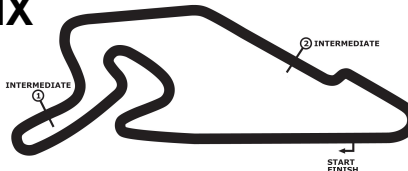


35. INT. ADAC TRUCK-GRAND-PRIX

Nürburgring, length 3629 m

14.-17. July 2022

FFSA ADAC Mittelrhein Cup



Lap Analysis race 1, 15.07.2022

-Reg.No.: R-11778-Truck/22

3 Thomas ROBINEAU (FRA) (MAN)

Theoretische Bestzeit: 1:58.420

Lap	D	Time	S1	S2	S3	Lap	D	Time	S1	S2	S3
1	1	2:04.352	1:05.553	29.917	28.882	7	1	1:59.797	1:01.052	29.857	28.888
2	1	1:59.426	1:00.517	30.219	28.690	8	1	2:00.677	1:01.552	30.179	28.946
3	1	2:00.030	1:01.108	30.250	28.672	9	1	2:00.002	1:01.320	29.948	28.734
4	1	1:58.420	1:00.162	29.749	28.509	10	1	1:59.121	1:00.605	29.855	28.661
5	1	1:59.028	1:00.505	29.757	28.766	11	1	1:59.441	1:00.718	30.104	28.619
6	1	1:59.809	1:00.940	29.868	29.001	12	1	1:59.430	1:00.860	30.060	28.510

4 Lionel MONTAGNE (FRA) (RENAULT TRUCKS)

Theoretische Bestzeit: 1:59.074

Lap	D	Time	S1	S2	S3	Lap	D	Time	S1	S2	S3
1	1	2:08.175	1:08.431	30.077	29.667	7	1	2:00.229	1:01.209	29.894	29.126
2	1	2:00.888	1:02.133	30.020	28.735	8	1	1:59.865	1:01.574	29.900	28.391
3	1	2:01.496	1:01.959	30.155	29.382	9	1	1:59.954	1:01.334	29.810	28.810
4	1	2:01.127	1:01.848	30.137	29.142	10	1	1:59.504	1:01.329	29.869	28.306
5	1	1:59.713	1:01.486	29.938	28.289	11	1	1:59.887	1:01.761	29.754	28.372
6	1	1:59.198	1:01.062	29.722	28.413	12	1	2:02.025	1:01.541	30.201	30.283

9 Fabrice CHAIGNAUD (FRA) (RENAULT TRUCKS)

Theoretische Bestzeit: 2:07.464

Lap	D	Time	S1	S2	S3	Lap	D	Time	S1	S2	S3
1	1	2:17.375	1:14.496	31.865	31.014	7	1	2:09.132	1:06.108	32.065	30.959
2	1	2:09.474	1:06.640	31.524	31.310	8	1	2:09.586	1:06.777	31.638	31.171
3	1	2:10.266	1:06.763	31.388	32.115	9	1	2:08.735	1:05.765	31.670	31.300
4	1	2:09.363	1:05.151	32.906	31.307	10	1	2:08.975	1:06.418	31.631	30.926
5	1	2:09.053	1:05.176	32.329	31.548	11	1	2:10.312	1:06.131	32.601	31.580
6	1	2:10.059	1:07.070	31.793	31.196						

10 Jennifer JANIEC (FRA) (MAN)

Theoretische Bestzeit: 2:02.592

Lap	D	Time	S1	S2	S3	Lap	D	Time	S1	S2	S3
1	1	2:11.525	1:10.425	30.989	30.111	7	1	2:02.886	1:02.612	30.469	29.799
2	1	2:04.908	1:03.410	31.404	30.094	8	1	2:04.441	1:03.052	30.955	30.434
3	1	2:05.230	1:02.982	32.444	29.804	9	1	2:04.514	1:02.913	30.993	30.608
4	1	2:03.330	1:03.202	30.623	29.505	10	1	2:17.676	1:04.446	38.436	34.794
5	1	2:03.454	1:03.078	30.515	29.861	11	1	2:30.825	1:19.100	40.004	31.721
6	1	2:03.051	1:02.700	30.607	29.744	12	1	2:27.894	1:11.795	38.880	

11 Kévin BASSANELLI (FRA) (DAF)

Theoretische Bestzeit: 2:04.965

Lap	D	Time	S1	S2	S3	Lap	D	Time	S1	S2	S3
1	1	2:18.370	1:15.095	31.568	31.707	7	1	2:06.946	1:04.477	31.790	30.679
2	1	2:10.217	1:07.401	31.599	31.217	8	1	2:06.936	1:04.623	31.465	30.848
3	1	2:08.877	1:05.602	31.404	31.871	9	1	2:06.216	1:03.980	31.794	30.442
4	1	2:10.310	1:05.123	32.944	32.243	10	1	2:05.983	1:04.265	31.584	30.134
5	1	2:08.360	1:04.331	32.148	31.881	11	1	2:06.138	1:03.421	32.202	30.509
6	1	2:08.641	1:05.570	31.920	31.151	12	1	2:06.633	1:04.695	31.530	30.408

12 Martial DEFAYE (FRA) (RENAULT TRUCKS)

Theoretische Bestzeit: 2:02.747

Lap	D	Time	S1	S2	S3	Lap	D	Time	S1	S2	S3
1	1	2:14.157	1:12.488	30.982	30.687	7	1	2:03.906	1:02.811	30.748	30.341
2	1	2:06.789	1:03.341	32.460	30.988	8	1	2:04.921	1:03.898	31.349	29.674
3	1	2:04.912	1:03.496	30.978	30.438	9	1	2:04.891	1:02.852	30.762	31.277
4	1	2:03.257	1:03.325	30.484	29.448	10	1	2:04.526	1:03.291	30.513	30.722
5	1	2:04.204	1:03.747	30.482	29.975	11	1	2:03.799	1:03.151	30.761	29.887
6	1	2:06.348	1:05.396	30.569	30.383	12	1	2:38.824	1:04.325	49.650	44.849

14 Pierre-Yves JAMES (FRA) (RENAULT TRUCKS)

Theoretische Bestzeit: 2:04.178

Lap	D	Time	S1	S2	S3	Lap	D	Time	S1	S2	S3
1	1	2:12.607	1:11.477	31.001	30.129	7	1	2:07.495	1:05.264	31.269	30.962
2	1	2:06.531	1:04.006	31.394	31.131	8	1	2:06.558	1:05.124	31.312	30.122
3	1	2:06.346	1:04.814	31.181	30.351	9	1	2:04.807	1:03.668	31.363	29.776
4	1	2:06.545	1:04.523	31.436	30.586	10	1	2:06.052	1:04.221	31.500	30.331
5	1	2:06.125	1:04.748	31.190	30.187	11	1	2:04.303	1:03.592	30.803	29.901
6	1	2:05.765	1:04.464	31.197	30.104	12	1	2:06.300	1:03.878	31.143	31.279


35. INT. ADAC TRUCK-GRAND-PRIX

Nürburgring, length 3629 m

14.-17. July 2022

FFSA ADAC Mittelrhein Cup

Lap Analysis race 1, 15.07.2022



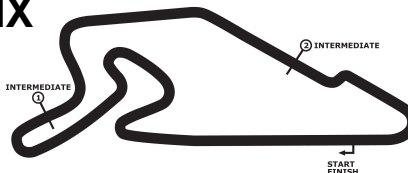
-Reg.No.: R-11778-Truck/22

35. INT. ADAC TRUCK-GRAND-PRIX

Nürburgring, length 3629 m

14.-17. July 2022

FFSA ADAC Mittelrhein Cup



Lap Analysis race 1, 15.07.2022

-Reg.No.: R-11778-Truck/22

15 Lucas RIVALS (FRA) (RENAULT TRUCKS)						Theoretische Bestzeit: 2:00.899					
Lap	D	Time	S1	S2	S3	Lap	D	Time	S1	S2	S3
1	1	2:07.953	1:07.730	30.449	29.774	7	1	2:01.393	1:01.704	30.421	29.264
2	1	2:03.466	1:03.181	30.514	29.771	8	1	2:02.598	1:02.505	30.698	29.395
3	1	2:02.399	1:03.021	30.325	29.053	9	1	2:02.307	1:02.459	30.339	29.509
4	1	2:02.077	1:01.928	30.415	29.734	10	1	2:01.233	1:01.853	30.199	29.181
5	1	2:01.595	1:01.794	30.654	29.147	11	1	2:01.753	1:02.112	30.338	29.303
6	1	2:01.748	1:02.146	30.610	28.992	12	1	2:01.965	1:02.164	30.335	29.466

18 Nathan DEFAYE (FRA) (DAF)						Theoretische Bestzeit: 2:08.824					
Lap	D	Time	S1	S2	S3	Lap	D	Time	S1	S2	S3
1	1	2:21.528	1:16.361	32.568	32.599	7	1	2:10.182	1:07.297	31.566	31.319
2	1	2:09.224	1:06.043	31.649	31.532	8	1	2:10.601	1:07.065	31.581	31.955
3	1	2:09.870	1:06.518	31.982	31.370	9	1	2:10.816	1:06.464	32.181	32.171
4	1	2:11.411	1:06.004	33.655	31.752	10	1	2:13.141	1:09.167	31.501	32.473
5	1	2:09.984	1:06.655	31.769	31.560	11	1	2:20.469	1:08.310	35.738	36.421
6	1	2:09.789	1:06.389	31.774	31.626						

21 Raphael SOUSA (PRT) (FREIGHTLINER)						Theoretische Bestzeit: 1:58.717					
Lap	D	Time	S1	S2	S3	Lap	D	Time	S1	S2	S3
1	1	2:03.670	1:04.981	30.150	28.539	7	1	2:02.113	1:01.448	31.411	29.254
2	1	1:59.739	1:00.895	30.118	28.726	8	1	1:59.728	1:01.255	30.005	28.468
3	1	2:00.814	1:01.201	30.949	28.664	9	1	1:59.573	1:01.159	29.905	28.509
4	1	2:01.547	1:01.130	31.546	28.871	10	1	1:59.493	1:01.055	29.927	28.511
5	1	2:01.946	1:03.720	29.959	28.267	11	1	1:58.931	1:00.554	29.892	28.481
6	1	2:00.531	1:01.844	30.166	28.521	12	1	1:59.809	1:00.702	30.360	28.747

22 José SOUSA (PRT) (RENAULT TRUCKS)						Theoretische Bestzeit: 2:01.115					
Lap	D	Time	S1	S2	S3	Lap	D	Time	S1	S2	S3
1	1	2:19.974	1:18.970	30.744	30.260	7	1	2:02.869	1:01.982	30.190	30.697
2	1	2:03.062	1:03.230	30.535	29.297	8	1	2:02.745	1:02.789	30.346	29.610
3	1	2:03.587	1:02.335	30.798	30.454	9	1	2:05.512	1:03.639	30.452	31.421
4	1	2:05.899	1:04.186	31.002	30.711	10	1	2:03.090	1:02.522	30.530	30.038
5	1	2:01.299	1:01.884	30.170	29.247	11	1	2:03.763	1:03.459	30.763	29.541
6	1	2:02.938	1:03.485	30.390	29.063	12	1	2:09.913	1:09.524	30.339	30.050

24 Yorick MONTAGNE (FRA) (RENAULT TRUCKS)						Theoretische Bestzeit: 1:59.264					
Lap	D	Time	S1	S2	S3	Lap	D	Time	S1	S2	S3
1	1	2:04.900	1:06.265	30.085	28.550	7	1	1:59.861	1:01.242	30.035	28.584
2	1	2:00.122	1:01.214	30.371	28.537	8	1	2:00.010	1:01.418	29.956	28.636
3	1	2:00.914	1:00.904	30.821	29.189	9	1	2:00.066	1:01.240	30.020	28.806
4	1	1:59.656	1:00.921	29.909	28.826	10	1	1:59.957	1:01.092	30.050	28.815
5	1	2:01.620	1:02.667	30.151	28.802	11	1	1:59.607	1:01.023	29.835	28.749
6	1	2:00.639	1:01.649	30.424	28.566	12	1	1:59.923	1:00.894	30.221	28.810

30 Dimitri TREUVEY (FRA) (DAF)						Theoretische Bestzeit: 2:11.808					
Lap	D	Time	S1	S2	S3	Lap	D	Time	S1	S2	S3
1	1	2:46.353	1:16.851	51.173	38.329	4	1	2:12.188	1:08.135	32.555	31.498
2	1	2:15.515	1:09.836	33.554	32.125	5	1	2:12.306	1:07.891	32.520	31.895
3	1	2:12.168	1:07.991	32.419	31.758						

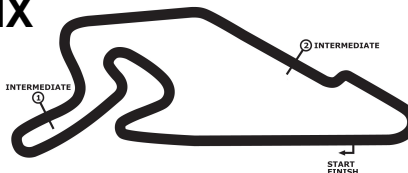
31 Patrick CHATELAIN (FRA) (IVECO)						Theoretische Bestzeit: 2:03.278					
Lap	D	Time	S1	S2	S3	Lap	D	Time	S1	S2	S3
1	1	2:10.609	1:09.940	31.111	29.558	7	1	2:04.423	1:03.340	31.098	29.985
2	1	2:05.224	1:03.898	31.495	29.831	8	1	2:06.133	1:05.258	31.116	29.759
3	1	2:04.233	1:03.064	31.362	29.806	9	1	2:05.217	1:03.898	30.895	30.424
4	1	2:03.757	1:03.285	30.910	29.562	10	1	2:04.032	1:03.579	30.655	29.798
5	1	2:20.523	1:19.809	30.730	29.984	11	1	2:05.278	1:04.119	30.969	30.190
6	1	2:05.579	1:04.509	31.275	29.795	12	1	2:04.622	1:03.599	31.200	29.823

35. INT. ADAC TRUCK-GRAND-PRIX

Nürburgring, length 3629 m

14.-17. July 2022

FFSA ADAC Mittelrhein Cup



Lap Analysis race 1, 15.07.2022

-Reg.No.: R-11778-Truck/22

38 José Edouardo RODRIGUES (PRT) (MAN)

Theoretische Bestzeit: 1:58.079

Lap	D	Time	S1	S2	S3	Lap	D	Time	S1	S2	S3
1	1	2:01.709	1:03.802	29.765	28.142	7	1	1:58.349	1:00.603	29.603	28.143
2	1	1:58.178	1:00.391	29.666	28.117	8	1	1:58.579	1:00.664	29.714	28.201
3	1	1:59.019	1:00.462	29.798	28.759	9	1	1:58.777	1:00.759	29.636	28.382
4	1	1:58.251	1:00.397	29.567	28.287	10	1	1:58.753	1:00.717	29.710	28.326
5	1	1:58.797	1:00.562	29.810	28.425	11	1	1:59.510	1:01.573	29.670	28.267
6	1	1:58.491	1:00.595	29.620	28.276	12	1	1:58.598	1:00.537	29.737	28.324

71 Stéphane LANGUILLAT (FRA) (RENAULT TRUCKS)

Theoretische Bestzeit: 2:02.766

Lap	D	Time	S1	S2	S3	Lap	D	Time	S1	S2	S3
1	1	2:14.212	1:13.145	31.171	29.896	7	1	2:03.561	1:02.966	30.879	29.716
2	1	2:04.786	1:04.013	31.341	29.432	8	1	2:05.238	1:04.150	31.096	29.992
3	1	2:03.497	1:03.108	30.674	29.715	9	1	2:04.611	1:03.671	30.779	30.161
4	1	2:03.793	1:03.249	30.933	29.611	10	1	2:03.715	1:03.225	30.908	29.582
5	1	2:03.692	1:03.234	30.921	29.537	11	1	2:04.073	1:03.740	30.835	29.498
6	1	2:02.976	1:02.661	30.735	29.581	12	1	2:13.627	1:13.218	30.849	29.560

94 Ivan RODRIGUES (PRT) (MAN)

Theoretische Bestzeit: 2:00.216

Lap	D	Time	S1	S2	S3	Lap	D	Time	S1	S2	S3
1	1	2:06.409	1:06.874	30.547	28.988	7	1	2:01.475	1:01.934	30.520	29.021
2	1	2:02.242	1:02.517	30.585	29.140	8	1	2:02.323	1:02.204	30.434	29.685
3	1	2:01.545	1:01.652	30.568	29.325	9	1	2:01.599	1:01.839	30.379	29.381
4	1	2:01.482	1:01.739	30.229	29.514	10	1	2:00.980	1:01.391	30.451	29.137
5	1	2:02.780	1:02.613	30.644	29.523	11	1	2:02.004	1:01.961	30.672	29.371
6	1	2:00.776	1:01.952	30.167	28.657	12	1	2:01.463	1:02.030	30.398	29.035