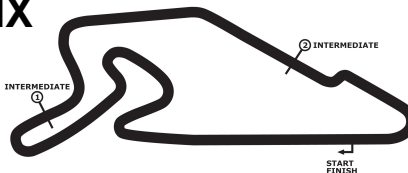


35. INT. ADAC TRUCK-GRAND-PRIX

Nürburgring, length 3629 m

14.-17. July 2022

FFSA ADAC Mittelrhein Cup



Lap Analysis free practice 1, 15.07.2022

-Reg.No.: R-11778-Truck/22

3 Thomas ROBINEAU (FRA) (MAN)

Theoretische Bestzeit: 1:58.160

Lap	D	Time	S1	S2	S3	Lap	D	Time	S1	S2	S3
1	1	2:30.069		35.682	31.914	7	1	1:59.720	1:01.082	30.035	
2	1	2:10.548	1:06.511	31.626	32.411	8	1	1:59.365	1:00.959	29.853	
3	1	2:06.751	1:04.614	31.006	31.131	9	1	2:26.606	1:08.940	36.365	
4	1	2:02.291	1:03.247	30.152	28.892	10	1	3:16.354	2:17.213	29.836	29.305
5	1	2:21.459	1:08.382	41.173	31.904	11	1	1:58.160	59.988	29.612	28.560
6	1	2:00.302	1:01.097	29.846	29.359	12	1	2:39.432	1:02.630	36.341	

4 Lionel MONTAGNE (FRA) (RENAULT TRUCKS)

Theoretische Bestzeit: 2:00.105

Lap	D	Time	S1	S2	S3	Lap	D	Time	S1	S2	S3
1	1	2:22.782		31.863	29.649	8	1	2:04.358	1:04.602	30.846	28.910
2	1	2:07.758	1:05.716	32.144	29.898	9	1	2:00.145	1:01.771	29.971	28.403
3	1	2:01.827	1:02.999	30.350	28.478	10	1	2:00.576	1:01.768	30.184	28.624
4	1	2:22.554	1:22.940	30.437	29.177	11	1	2:05.357	1:02.711	30.454	32.192
5	1	2:05.754	1:04.143	32.294	29.317	12	1	2:28.159	1:27.860	31.558	28.741
6	1	2:00.777	1:01.780	30.412	28.585	13	1	2:30.688	1:31.222	31.001	28.465
7	1	2:01.107	1:01.731	30.224	29.152	14	1	2:01.226	1:02.204	30.101	28.921

9 Fabrice CHAIGNAUD (FRA) (RENAULT TRUCKS)

Theoretische Bestzeit:

Lap	D	Time	S1	S2	S3	Lap	D	Time	S1	S2	S3
1	1	4:41.166				4	1	2:25.823			
2	1	2:32.067				5	1	4:56.613			
3	1	4:01.173				6	1	2:40.644			

10 Jennifer JANIEC (FRA) (MAN)

Theoretische Bestzeit: 2:02.690

Lap	D	Time	S1	S2	S3	Lap	D	Time	S1	S2	S3
1	1	5:08.931		34.462	31.444	7	1	2:04.129	1:02.652	31.078	30.399
2	1	2:08.043	1:05.295	31.651	31.097	8	1	2:31.694	1:03.577	32.969	
3	1	2:27.877	1:03.011	33.310		9	1	3:43.833	2:42.694	30.958	30.181
4	1	4:56.441	3:54.880	31.260	30.301	10	1	2:02.995	1:02.170	30.935	29.890
5	1	2:04.414	1:03.678	30.767	29.969	11	1	2:03.684	1:02.426	31.208	30.050
6	1	2:04.179	1:03.308	31.118	29.753						

11 Kévin BASSANELLI (FRA) (DAF)

Theoretische Bestzeit: 2:24.401

Lap	D	Time	S1	S2	S3	Lap	D	Time	S1	S2	S3
1	1	5:25.119		38.114	36.540	2	1	2:43.635	1:13.083	34.778	

12 Martial DEFAYE (FRA) (RENAULT TRUCKS)

Theoretische Bestzeit: 2:04.131

Lap	D	Time	S1	S2	S3	Lap	D	Time	S1	S2	S3
1	1	11:50.521		34.777	33.263	6	1	2:05.293	1:04.226	31.046	30.021
2	1	2:09.571	1:07.339	31.829	30.403	7	1	2:05.698	1:04.552	30.547	30.599
3	1	2:06.445	1:04.419	31.336	30.690	8	1	2:20.266	1:03.671	31.524	
4	1	2:06.186	1:05.557	30.657	29.972	9	1	4:00.279	2:59.327	31.039	29.913
5	1	2:06.099	1:04.875	31.278	29.946						

14 Pierre-Yves JAMES (FRA) (RENAULT TRUCKS)

Theoretische Bestzeit: 2:22.861

Lap	D	Time	S1	S2	S3	Lap	D	Time	S1	S2	S3
1	1	3:31.529		50.422	41.496	3	1	2:22.861	1:12.041	34.709	36.111
2	1	2:49.409	1:23.494	47.749	38.166						

15 Lucas RIVALS (FRA) (RENAULT TRUCKS)

Theoretische Bestzeit: 2:01.424


Lap	D	Time	S1	S2	S3	Lap	D	Time	S1	S2	S3
1	1	4:44.960		35.574	31.064	6	1	2:02.218	1:02.448	30.459	29.311
2	1	2:12.577	1:07.472	32.668	32.437	7	1	2:09.139	1:05.870	32.585	30.684
3	1	2:09.046	1:06.304	32.662	30.080	8	1	2:02.538	1:02.828	30.567	29.143
4	1	2:32.918	1:05.234	33.943		9	1	2:01.697	1:01.822	30.480	
5	1	8:35.615	7:31.375	34.182	30.058	10	1	2:01.991	1:01.948	30.553	

35. INT. ADAC TRUCK-GRAND-PRIX

Nürburgring, length 3629 m

14.-17. July 2022

FFSA ADAC Mittelrhein Cup



Lap Analysis free practice 1, 15.07.2022

-Reg.No.: R-11778-Truck/22

17 Romain RIVALS (FRA) (IVECO)

Theoretische Bestzeit: 2:17.983

Lap	D	Time	S1	S2	S3	Lap	D	Time	S1	S2	S3
1	1	4:48.972		35.346	33.396	3	1	2:46.871	1:22.727	35.886	
2	1	2:28.758	1:11.271	33.316	44.171						

35. INT. ADAC TRUCK-GRAND-PRIX

Nürburgring, length 3629 m

14.-17. July 2022

FFSA ADAC Mittelrhein Cup



Lap Analysis free practice 1, 15.07.2022

-Reg.No.: R-11778-Truck/22

18 Nathan DEFAYE (FRA) (DAF)						Theoretische Bestzeit: 2:11.723					
Lap	D	Time	S1	S2	S3	Lap	D	Time	S1	S2	S3
1	1	5:22.014		37.359	35.765	6	1	2:14.736	1:08.631	33.456	32.649
2	1	2:42.167	1:15.260	35.101		7	1	2:15.707	1:09.515	33.203	32.989
3	1	6:49.307	5:38.322	33.849	37.136	8	1	2:13.398	1:08.198	32.441	32.759
4	1	2:23.799	1:16.779	33.666	33.354	9	1	2:15.421	1:09.284	32.805	33.332
5	1	2:15.525	1:09.964	33.126	32.435	10	1	2:12.086	1:07.043	32.804	32.239

21 Raphael SOUSA (PRT) (FREIGHTLINER)						Theoretische Bestzeit: 2:00.471					
Lap	D	Time	S1	S2	S3	Lap	D	Time	S1	S2	S3
1	1	3:25.527		50.682	38.672	7	1	2:04.675	1:04.611	30.805	29.259
2	1	2:52.277	1:27.709	48.728	35.840	8	1	2:04.516	1:01.913	31.478	31.125
3	1	2:17.172	1:13.419	33.278	30.475	9	1	2:30.254	1:12.386	31.719	
4	1	2:03.520	1:02.937	31.193	29.390	10	1	5:02.292	3:55.756	35.075	31.461
5	1	2:02.014	1:01.887	30.911	29.216	11	1	2:01.473	1:01.935	30.581	28.957
6	1	2:21.095	1:14.033	36.031	31.031	12	1	2:00.471	1:01.379	30.415	28.677

22 José SOUSA (PRT) (RENAULT TRUCKS)						Theoretische Bestzeit: 2:01.339					
Lap	D	Time	S1	S2	S3	Lap	D	Time	S1	S2	S3
1	1	4:18.949		32.259	30.936	7	1	2:02.424	1:02.859	30.322	29.243
2	1	2:03.667	1:03.422	30.388	29.857	8	1	2:03.308	1:03.959	30.040	29.309
3	1	2:19.834	1:04.697	30.392		9	1	2:01.834	1:02.104	30.105	29.625
4	1	5:21.775	4:22.050	30.277	29.448	10	1	2:02.518	1:02.530	30.524	29.464
5	1	2:02.726	1:02.295	30.303	30.128	11	1	2:02.434	1:02.056	30.261	30.117
6	1	2:03.082	1:02.675	30.390	30.017						

24 Yorick MONTAGNE (FRA) (RENAULT TRUCKS)						Theoretische Bestzeit: 1:58.663					
Lap	D	Time	S1	S2	S3	Lap	D	Time	S1	S2	S3
1	1	2:14.319		31.224	29.318	9	1	2:16.455	1:00.962	38.608	36.885
2	1	2:04.819	1:05.250	30.036	29.533	10	1	2:40.506	1:22.674	48.633	
3	1	1:59.352	1:00.740	29.923	28.689	11	1	2:00.771	1:01.561	30.605	
4	1	2:00.267	1:01.534	30.120	28.613	12	1	2:02.212	1:03.012	30.075	29.125
5	1	1:59.052	1:00.718	29.941	28.393	13	1	1:58.802	1:00.643	29.657	
6	1	1:59.594	1:00.887	29.886	28.821	14	1	1:59.600	1:00.834	30.131	
7	1	1:59.355	1:00.960	29.781	28.614	15	1	2:05.021	1:01.487	30.183	33.351
8	1	1:59.669	1:00.904	30.402	28.363						

30 Dimitri TREUVEY (FRA) (DAF)						Theoretische Bestzeit:					
Lap	D	Time	S1	S2	S3	Lap	D	Time	S1	S2	S3
1	1	4:39.511			36.320	4	1	2:24.682			34.592
2	1	2:56.254				5	1	3:09.796			
3	1	4:52.124			34.394						

31 Patrick CHATELAIN (FRA) (IVECO)						Theoretische Bestzeit: 2:03.480					
Lap	D	Time	S1	S2	S3	Lap	D	Time	S1	S2	S3
1	1	4:30.392		31.881	30.546	7	1	2:04.775	1:03.650	30.897	30.228
2	1	2:08.129	1:05.780	31.495	30.854	8	1	2:04.715	1:03.459	31.367	29.889
3	1	2:08.507	1:05.412	32.124	30.971	9	1	2:09.663	1:04.300	31.269	34.094
4	1	2:26.316	1:09.801	32.263		10	1	2:17.492	1:04.945	31.062	
5	1	3:36.608	2:32.778	32.030	31.800	11	1	3:16.250	2:14.555	31.555	30.140
6	1	2:05.118	1:04.133	31.328	29.657	12	1	2:03.874	1:02.926	30.953	29.995


33 Anthony ROBINEAU (FRA) (MAN)						Theoretische Bestzeit: 2:01.179					
Lap	D	Time	S1	S2	S3	Lap	D	Time	S1	S2	S3
1	1	4:27.681		32.665	31.076	8	1	2:01.842	1:02.503	30.221	29.118
2	1	2:08.056	1:05.097	32.366	30.593	9	1	2:03.207	1:02.718	30.361	30.128
3	1	2:06.331	1:04.707	31.092	30.532	10	1	2:06.229	1:03.135	30.588	32.506
4	1	2:05.595	1:04.613	30.942	30.040	11	1	2:04.969	1:03.626	30.148	31.195
5	1	2:04.030	1:03.449	30.756	29.825	12	1	2:01.483	1:02.196	29.865	29.422
6	1	2:04.703	1:03.941	31.025	29.737	13	1	2:24.762	1:24.505	30.586	29.671
7	1	2:05.112	1:04.766	30.822	29.524						

35. INT. ADAC TRUCK-GRAND-PRIX

Nürburgring, length 3629 m

14.-17. July 2022

FFSA ADAC Mittelrhein Cup



Lap Analysis free practice 1, 15.07.2022

-Reg.No.: R-11778-Truck/22

38 José Edouardo RODRIGUES (PRT) (MAN)

Theoretische Bestzeit: 1:58.238

Lap	D	Time	S1	S2	S3	Lap	D	Time	S1	S2	S3
1	1	2:38.579		35.438	29.492	7	1	1:59.288	1:01.113	29.922	28.253
2	1	2:03.349	1:02.098	31.331	29.920	8	1	2:25.035	1:14.418	38.556	32.061
3	1	2:04.500	1:03.984	30.674	29.842	9	1	2:00.388	1:01.303	29.901	29.184
4	1	2:00.847	1:01.884	30.163	28.800	10	1	1:59.377	1:01.208	29.906	
5	1	2:50.752	1:16.307	41.150		11	1	1:58.238	1:00.881	29.608	27.749
6	1	4:25.422	3:20.825	34.392	30.205	12	1	2:27.403	1:16.215	39.942	31.246

71 Stéphane LANGUILLAT (FRA) (RENAULT TRUCKS)

Theoretische Bestzeit: 2:09.665

Lap	D	Time	S1	S2	S3	Lap	D	Time	S1	S2	S3
1	1	4:33.114		39.528	31.836	4	1	2:09.729	1:06.338	32.533	30.858
2	1	2:31.178	1:12.148	34.822		5	1	2:40.386	1:06.274	33.804	
3	1	4:34.024	3:28.842	33.986	31.196						

94 Ivan RODRIGUES (PRT) (MAN)

Theoretische Bestzeit: 2:01.140

Lap	D	Time	S1	S2	S3	Lap	D	Time	S1	S2	S3
1	1	4:35.679		32.306	29.913	5	1	7:24.908	6:10.989	30.987	
2	1	2:05.729	1:04.584	31.195	29.950	6	1	3:55.237	2:45.619	30.849	
3	1	2:06.561	1:04.086	31.156	31.319	7	1	4:09.077	3:09.425	30.951	28.701
4	1	2:20.306	1:05.989	32.276		8	1	2:01.140	1:02.050	30.410	28.680