


36 GRAN PREMIO DE ESPAÑA FIA EUROPEO DE CAMIONES

Circuito del Jarama, length 3850 m

28. September - 1. October 2023

Spain Truck Racing Championship



Lap Analysis Race 2, 30.09.2023

-Reg.No.: 23146/ETRC

1 Pedro Marco Sánchez () (MAN TGS)

Theoretische Bestzeit: 2:07.660

Lap	D	Time	S1	S2	S3	Lap	D	Time	S1	S2	S3
1	1	2:21.323	1:02.778	42.611	35.934	5	1	2:08.251	50.595	41.973	35.683
2	1	2:08.346	51.281	41.388	35.677	6	1	2:11.349	51.577	42.867	36.905
3	1	2:09.082	50.868	42.492	35.722	7	1	2:23.562	52.658	43.382	
4	1	2:09.133	51.170	42.013	35.950						

4 Eduardo Rodrigues () (MAN TGA)

Theoretische Bestzeit: 2:04.269

Lap	D	Time	S1	S2	S3	Lap	D	Time	S1	S2	S3
1	1	2:12.716	56.494	41.106	35.116	6	1	2:05.105	49.863	40.294	34.948
2	1	2:05.800	49.852	40.809	35.139	7	1	2:04.882	49.498	40.439	34.945
3	1	2:05.297	49.480	41.074	34.743	8	1	2:04.955	49.232	40.830	34.893
4	1	2:05.252	49.469	40.855	34.928	9	1	2:07.911	50.016	42.298	35.597
5	1	2:05.508	49.874	40.489	35.145	10	1	2:06.234	49.499	41.834	34.901

8 José Paños () (Mercedes SK)

Theoretische Bestzeit: 2:17.900

Lap	D	Time	S1	S2	S3	Lap	D	Time	S1	S2	S3
1	1	2:32.006	1:04.941	47.501	39.564	6	1	2:24.074	55.795	47.710	40.569
2	1	2:18.017	53.560	45.661	38.796	7	1	2:24.228	54.828	49.891	39.509
3	1	2:18.080	53.506	45.841	38.733	8	1	2:30.975	56.517	54.915	39.543
4	1	2:20.517	53.948	47.669	38.900	9	1	2:28.922	56.710	52.193	40.019
5	1	2:20.475	54.291	46.601	39.583						

12 Jorge Vila Sainz () (MAN F2000)

Theoretische Bestzeit: 2:05.423

Lap	D	Time	S1	S2	S3	Lap	D	Time	S1	S2	S3
1	1	2:14.268	57.987	41.210	35.071	6	1	2:08.179	50.245	42.279	35.655
2	1	2:05.684	50.201	40.844	34.639	7	1	2:07.510	50.147	42.141	35.222
3	1	2:07.120	50.882	41.272	34.966	8	1	2:07.023	50.228	41.684	35.111
4	1	2:06.447	50.292	41.048	35.107	9	1	2:07.585	49.940	42.135	35.510
5	1	2:07.298	50.032	41.879	35.387	10	1	2:08.433	50.630	42.287	35.516

16 Aarón Bastián González () (Mercedes Axor)

Theoretische Bestzeit: 2:12.325

Lap	D	Time	S1	S2	S3	Lap	D	Time	S1	S2	S3
1	1	2:24.718	1:02.049	45.426	37.243	5	1	2:14.349	51.978	45.243	37.128
2	1	2:14.920	52.222	45.416	37.282	6	1	2:13.118	51.280	44.810	37.028
3	1	2:15.122	52.209	45.541	37.372	7	1	2:12.626	51.569	44.017	37.040
4	1	2:14.967	51.615	45.721	37.631						

26 Pedro Ignacio García () (Iveco Powerstar)

Theoretische Bestzeit: 2:05.267

Lap	D	Time	S1	S2	S3	Lap	D	Time	S1	S2	S3
1	1	2:23.346	1:05.178	42.204	35.964	6	1	2:06.487	49.273	41.811	35.403
2	1	2:06.945	49.958	41.245	35.742	7	1	2:06.126	49.658	41.168	35.300
3	1	2:06.271	49.943	41.415	34.913	8	1	2:06.459	49.790	41.182	35.487
4	1	2:05.441	49.440	41.081	34.920	9	1	2:08.272	49.612	43.271	35.389
5	1	2:06.014	49.504	41.209	35.301	10	1	2:12.900	49.896	47.737	35.267

42 Damián González Calvar () (MAN F-2000)

Theoretische Bestzeit: 2:22.835

Lap	D	Time	S1	S2	S3	Lap	D	Time	S1	S2	S3
1	1	2:39.483	1:12.170	48.280	39.033	6	1	2:31.958	58.605	51.264	42.089
2	1	2:26.332	55.522	49.297	41.513	7	1	2:37.197	1:01.533	53.244	42.420
3	1	2:35.003	1:03.507	51.484	40.012	8	1	2:45.167	1:04.189	58.245	42.733
4	1	2:29.281	58.240	50.274	40.767	9	1	2:34.336	1:01.410	51.368	41.558
5	1	2:30.186	56.675	52.248	41.263						

48 Nicolás García Carbonell () (Mercedes SK)

Theoretische Bestzeit: 2:12.084

Lap	D	Time	S1	S2	S3	Lap	D	Time	S1	S2	S3
1	1	2:20.982	1:00.714	43.658	36.610	6	1	2:13.805	52.567	43.478	37.760
2	1	2:13.245	52.373	44.279	36.593	7	1	2:14.752	52.569	44.830	37.353
3	1	2:12.917	52.013	43.763	37.141	8	1	2:19.626	53.575	48.665	37.386
4	1	2:22.573	52.740	43.915		9	1	2:17.082	52.456	47.374	37.252
5	1	2:54.844	1:33.916	43.580	37.348						


36 GRAN PREMIO DE ESPAÑA FIA EUROPEO DE CAMIONES

Circuito del Jarama, length 3850 m

28. September - 1. October 2023

Spain Truck Racing Championship

Lap Analysis Race 2, 30.09.2023




-Reg.No.: 23146/ETRC

36 GRAN PREMIO DE ESPAÑA FIA EUROPEO DE CAMIONES

Circuito del Jarama, length 3850 m

28. September - 1. October 2023

Spain Truck Racing Championship



Lap Analysis Race 2, 30.09.2023

-Reg.No.: 23146/ETRC

66 José Alberto Vila () (MAN TGS)

Theoretische Bestzeit: 2:03.789

Lap	D	Time	S1	S2	S3	Lap	D	Time	S1	S2	S3
1	1	2:14.460	58.786	40.959	34.715	6	1	2:04.990	49.809	40.483	34.698
2	1	2:05.767	50.433	40.842	34.492	7	1	2:04.718	49.368	40.765	34.585
3	1	2:03.997	48.814	40.561	34.622	8	1	2:05.174	49.429	41.009	34.736
4	1	2:05.266	49.459	40.919	34.888	9	1	2:07.639	49.767	42.696	35.176
5	1	2:05.669	49.732	40.992	34.945	10	1	2:06.731	49.860	41.721	35.150

69 Francisco Navarro Carrique () (Renault G-290)

Theoretische Bestzeit: 2:32.136

Lap	D	Time	S1	S2	S3	Lap	D	Time	S1	S2	S3
1	1	2:46.636	1:10.022	53.480	43.134	6	1	2:36.030	58.846	53.593	43.591
2	1	2:34.496	57.630	52.478	44.388	7	1	2:36.645	59.366	54.094	43.185
3	1	2:33.105	58.020	52.157	42.928	8	1	2:36.642	1:00.339	52.675	43.628
4	1	2:32.239	57.733	51.939	42.567	9	1	2:35.292	59.312	52.571	43.409
5	1	2:37.179	58.582	54.774	43.823						

76 César Reiriz González () (Mercedes Axor)

Theoretische Bestzeit: 2:12.140

Lap	D	Time	S1	S2	S3	Lap	D	Time	S1	S2	S3
1	1	2:30.090	1:05.863	46.650	37.577	6	1	2:13.467	52.557	44.063	36.847
2	1	2:13.643	52.207	44.566	36.870	7	1	2:13.114	52.525	43.741	36.848
3	1	2:14.256	52.476	44.257	37.523	8	1	2:15.971	52.916	44.196	38.859
4	1	2:14.837	52.561	44.404	37.872	9	1	2:16.993	53.736	44.504	38.753
5	1	2:13.221	51.552	44.388	37.281	10	1	2:16.049	53.552	44.015	38.482