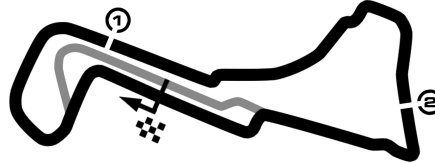


# VOLUMEX BELGIAN TRUCK GRAND PRIX

Circuit Zolder, length 4000 m

09. - 10. September 2023

Dutch Truck Racing Cup



## Lap Analysis qualifying 1, 09.09.2023

### 2 Ray Coleman () (MAN)

Theoretische Bestzeit: 2:01.987

Lap	D	Time	S1	S2	S3	Lap	D	Time	S1	S2	S3
1	1	2:29.765	58.675	50.337	40.753	6	1	2:43.042	47.459	1:06.124	49.459
2	1	2:02.837	<b>38.459</b>	46.319	<b>38.059</b>	7	1	2:18.456	42.937	55.876	39.643
3	1	2:02.529	38.569	45.709	38.251	8	1	2:06.998	39.918	47.604	39.476
4	1	2:03.285	39.040	<b>45.469</b>	38.776	9	1	3:12.578	46.430	1:05.313	
5	1	<b>2:02.406</b>	38.771	45.481	38.154						

### 3 Stefan Kursch () (MAN)

Theoretische Bestzeit: 2:01.436

Lap	D	Time	S1	S2	S3	Lap	D	Time	S1	S2	S3
1	1	3:29.812	1:41.029	59.618	49.165	6	1	2:02.183	38.262	<b>44.921</b>	39.000
2	1	2:03.330	38.811	45.764	38.755	7	1	2:02.986	38.047	46.361	<b>38.578</b>
3	1	2:02.405	38.195	45.487	38.723	8	1	2:09.930	<b>37.937</b>	49.931	42.062
4	1	2:02.951	38.337	45.652	38.962	9	1	<b>2:01.902</b>	38.381	44.939	38.582
5	1	2:47.549	51.736	1:06.747	49.066						

### 4 Frans Smit () (MAN)

Theoretische Bestzeit: 2:02.936

Lap	D	Time	S1	S2	S3	Lap	D	Time	S1	S2	S3
1	1	3:01.253	1:26.159	53.808	41.286	6	1	2:04.287	38.910	45.996	39.381
2	1	2:06.406	38.959	47.848	39.599	7	1	2:04.522	38.961	46.147	39.414
3	1	<b>2:03.360</b>	38.527	<b>45.434</b>	39.399	8	1	2:04.819	<b>38.345</b>	46.662	39.812
4	1	2:04.142	38.651	46.011	39.480	9	1	2:03.783	38.639	45.987	<b>39.157</b>
5	1	2:05.181	38.643	45.861	40.677	10	1	2:15.558	38.780	49.458	47.320

### 6 John Powell () (DAF LF)

Theoretische Bestzeit: 2:05.319

Lap	D	Time	S1	S2	S3	Lap	D	Time	S1	S2	S3
1	1	2:34.853	1:04.753	49.491	40.609	6	1	2:06.534	39.697	47.248	39.589
2	1	2:05.860	<b>39.408</b>	46.888	39.564	7	1	2:07.638	40.250	46.795	40.593
3	1	2:06.971	39.738	47.237	39.996	8	1	2:07.374	39.791	46.862	40.721
4	1	2:07.607	40.291	47.546	39.770	9	1	3:16.485	50.489	1:01.451	
5	1	<b>2:05.509</b>	39.598	<b>46.458</b>	<b>39.453</b>						

### 15 Erwin Kleinnagelvoort () (Scania)

Theoretische Bestzeit: 1:59.865

Lap	D	Time	S1	S2	S3	Lap	D	Time	S1	S2	S3
1	1	2:32.449	1:04.535	48.878	39.036	6	1	2:01.514	38.478	44.760	38.276
2	1	2:01.510	38.270	44.865	38.375	7	1	2:00.748	38.121	44.780	37.847
3	1	2:06.904	38.861	44.992	43.051	8	1	2:00.971	38.226	45.063	37.682
4	1	2:01.790	38.484	44.889	38.417	9	1	2:02.569	<b>37.954</b>	44.764	39.851
5	1	2:00.160	38.081	44.435	<b>37.644</b>	10	1	<b>2:00.120</b>	38.006	<b>44.267</b>	37.847

### 31 Jarno vd Pol () (Ford)

Theoretische Bestzeit: 2:09.115

Lap	D	Time	S1	S2	S3	Lap	D	Time	S1	S2	S3
1	1	3:07.841	1:30.916	53.233	43.692	5	1	2:09.724	40.506	<b>48.382</b>	<b>40.836</b>
2	1	2:10.834	42.314	49.250	41.469	6	1	2:40.981	45.482	54.865	
3	1	2:12.124	40.357	49.010	42.757	7	1	5:25.788	3:48.682	53.798	43.308
4	1	<b>2:09.507</b>	<b>39.897</b>	48.416	41.194	8	1	2:10.476	40.704	48.520	41.252

### 35 Nimda Kraal () (Scania)

Theoretische Bestzeit: 2:12.090

Lap	D	Time	S1	S2	S3	Lap	D	Time	S1	S2	S3
1	1	2:55.711	1:16.243	55.552	43.916	5	1	<b>2:12.463</b>	<b>41.203</b>	<b>48.477</b>	42.783
2	1	2:15.460	42.314	50.087	43.059	6	1	2:14.164	41.541	50.131	42.492
3	1	2:41.005	42.335	51.926		7	1	2:14.593	42.415	48.943	43.235
4	1	4:17.599	2:40.267	51.710	45.622	8	1	2:13.456	42.325	48.721	<b>42.410</b>

### 45 Robbin Kruihof () (Scania)

Theoretische Bestzeit: 2:05.108

Lap	D	Time	S1	S2	S3	Lap	D	Time	S1	S2	S3
1	1	3:04.873	1:27.187	53.514	44.172	6	1	2:06.267	40.078	46.689	39.500
2	1	2:07.527	40.194	46.882	40.451	7	1	2:10.361	40.061	46.820	43.480
3	1	2:08.326	41.440	47.241	39.645	8	1	<b>2:05.427</b>	39.473	<b>46.246</b>	39.708
4	1	2:06.176	39.916	46.751	39.509	9	1	2:06.134	39.770	46.483	39.881
5	1	2:06.294	39.538	47.324	<b>39.432</b>	10	1	2:06.587	<b>39.430</b>	46.966	40.191

# VOLUMEX BELGIAN TRUCK GRAND PRIX

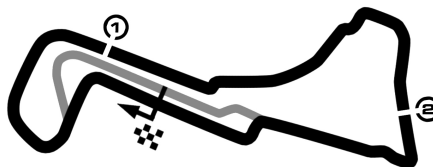
Circuit Zolder, length 4000 m

09. - 10. September 2023

Dutch Truck Racing Cup

Lap Analysis qualifying 1, 09.09.2023

---

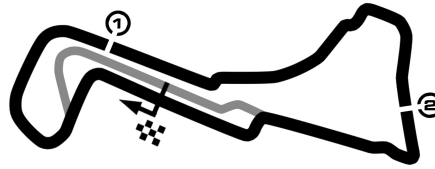


# VOLUMEX BELGIAN TRUCK GRAND PRIX

Circuit Zolder, length 4000 m

09. - 10. September 2023

Dutch Truck Racing Cup



## Lap Analysis qualifying 1, 09.09.2023

### 50 Willem Breedijk () (Volvo)

Theoretische Bestzeit: 2:05.722

Lap	D	Time	S1	S2	S3	Lap	D	Time	S1	S2	S3
1	1	3:14.465	1:34.628	54.994	44.843	6	1	2:08.050	39.951	47.287	40.812
2	1	2:06.915	<b>39.383</b>	47.610	<b>39.922</b>	7	1	<b>2:06.115</b>	39.689	<b>46.417</b>	40.009
3	1	2:10.410	40.340	48.902	41.168	8	1	2:14.024	43.180	49.456	41.388
4	1	2:21.629	44.662	56.157	40.810	9	1	2:08.048	41.059	47.004	39.985
5	1	2:36.281	39.452	48.797	1:08.032						

### 51 Bjorn Tijhuis () (DAF)

Theoretische Bestzeit: 2:01.789

Lap	D	Time	S1	S2	S3	Lap	D	Time	S1	S2	S3
1	1	2:42.511	1:07.928	53.915	40.668	6	1	3:34.865	2:10.366	46.180	38.319
2	1	2:09.045	40.397	48.476	40.172	7	1	<b>2:01.927</b>	38.660	<b>45.175</b>	<b>38.092</b>
3	1	2:03.689	38.557	45.992	39.140	8	1	2:02.129	<b>38.522</b>	45.444	38.163
4	1	2:03.599	38.697	45.981	38.921	9	1	2:03.117	38.631	45.613	38.873
5	1	2:25.052	40.137	51.047							

### 88 Jos Scholten () (Scania)

Theoretische Bestzeit: 21:27.824

Lap	D	Time	S1	S2	S3	Lap	D	Time	S1	S2	S3
1	1	<b>21:27.824</b>	<b>19:56</b>	<b>49.646</b>	<b>41.603</b>						