


CZECH TRUCK PRIX 2023

Autodrom Most, length 4212 m

25. - 27. August 2023

Nascar Whelen Euro Series Pro



Lap Analysis race 2, 27.08.2023

-Reg.No.: 004ZAO230814

1 Michaela Dorcikova (SVK) (Ford Mustang)

Theoretische Bestzeit: 2:06.845

Lap	D	Time	S1	S2	S3	Lap	D	Time	S1	S2	S3
1	1	3:24.840	56.619	1:06.667	1:21.554	2	1	2:06.845	33.530	43.458	49.857

3 Paul Jouffreau (FRA) (Ford Mustang)

Theoretische Bestzeit: 1:43.524

Lap	D	Time	S1	S2	S3	Lap	D	Time	S1	S2	S3
1	1	3:19.495	41.857	1:06.002	1:31.636	10	1	1:44.032	26.756	34.907	42.369
2	1	1:54.512	30.851	37.692	45.969	11	1	1:43.807	26.380	34.908	42.519
3	1	1:48.817	28.573	36.271	43.973	12	1	1:43.907	26.551	34.990	42.366
4	1	1:49.282	28.616	35.964	44.702	13	1	1:44.032	26.462	34.961	42.609
5	1	2:57.648	27.118	49.671	1:40.859	14	1	1:44.817	26.524	34.907	43.386
6	1	3:10.073	1:04.026	1:18.400	47.647	15	1	1:46.096	28.058	35.239	42.799
7	1	1:46.294	27.257	35.305	43.732	16	1	1:44.366	26.562	35.170	42.634
8	1	1:44.998	27.162	34.997	42.839	17	1	1:46.304	26.602	37.056	42.646
9	1	1:44.029	26.785	34.778	42.466						

5 Vladimiro Tziortzis (CYP) (EuroNASCAR FJ)

Theoretische Bestzeit: 1:46.565

Lap	D	Time	S1	S2	S3	Lap	D	Time	S1	S2	S3
1	1	3:20.405	44.731	1:06.864	1:28.810	10	1	1:48.302	27.731	36.388	44.183
2	1	1:56.322	31.007	39.338	45.977	11	1	1:49.428	27.734	36.681	45.013
3	1	1:53.075	28.968	37.718	46.389	12	1	1:51.125	27.640	37.508	45.977
4	1	1:51.955	28.907	37.516	45.532	13	1	1:50.055	27.882	36.574	45.599
5	1	3:21.221	30.249	1:07.818	1:43.154	14	1	1:50.868	27.905	36.916	46.047
6	1	2:54.437	1:06.941	1:02.416	45.080	15	1	1:48.216	27.492	36.426	44.298
7	1	1:49.951	28.972	36.639	44.340	16	1	1:46.792	27.271	35.826	43.695
8	1	1:59.307	28.102	36.161	55.044	17	1	1:47.435	27.044	36.355	44.036
9	1	1:50.166	28.802	36.626	44.738						

7 Martin Doubek (CZE) (Ford Mustang)

Theoretische Bestzeit: 1:50.831

Lap	D	Time	S1	S2	S3	Lap	D	Time	S1	S2	S3
1	1	3:20.826	45.440	1:06.786	1:28.600	5	1	3:12.236	29.108	1:03.958	1:39.170
2	1	1:54.305	30.150	38.260	45.895	6	1	2:58.781	1:04.467	1:09.114	45.200
3	1	1:52.691	28.567	38.038	46.086	7	1	1:52.189	28.366	37.342	46.481
4	1	1:52.054	28.289	37.674	46.091	8	1	2:47.486	29.186	46.992	

8 Dario Caso (ITA) (Chevrolet Camaro)

Theoretische Bestzeit: 1:53.406

Lap	D	Time	S1	S2	S3	Lap	D	Time	S1	S2	S3
1	1	3:24.194	54.992	1:07.406	1:21.796	9	1	1:55.746	30.079	38.820	46.847
2	1	2:07.408	33.647	44.275	49.486	10	1	1:55.795	29.577	39.217	47.001
3	1	1:58.391	29.968	39.513	48.910	11	1	1:54.648	28.392	38.878	47.378
4	1	1:56.066	29.847	39.018	47.201	12	1	1:54.497	29.122	38.486	46.889
5	1	3:23.057	38.402	1:10.847	1:33.808	13	1	1:54.370	29.356	38.377	46.637
6	1	2:38.793	1:03.057	49.099	46.637	14	1	1:59.264	29.313	40.686	49.265
7	1	1:57.028	30.178	38.852	47.998	15	1	1:57.683	31.216	39.702	46.765
8	1	1:56.803	30.165	39.734	46.904	16	1	1:56.112	29.347	39.478	47.287

14 Ulysse Delsaux (FRA) (Ford Mustang)

Theoretische Bestzeit: 1:49.763


Lap	D	Time	S1	S2	S3	Lap	D	Time	S1	S2	S3
1	1	3:21.688	48.604	1:06.282	1:26.802	10	1	1:51.494	27.594	37.165	46.735
2	1	1:57.168	31.444	39.161	46.563	11	1	1:52.410	27.881	37.878	46.651
3	1	1:53.380	28.520	37.750	47.110	12	1	1:51.609	27.870	37.858	45.881
4	1	1:52.004	27.881	37.670	46.453	13	1	1:50.944	27.846	37.173	45.925
5	1	3:20.573	28.096	1:08.953	1:43.524	14	1	1:51.826	27.739	37.229	46.858
6	1	2:52.419	1:06.665	59.986	45.768	15	1	1:50.768	27.648	37.374	45.746
7	1	1:51.094	28.160	37.067	45.867	16	1	1:50.461	27.963	37.056	45.442
8	1	1:50.023	27.854	36.784	45.385	17	1	1:50.440	27.686	36.970	45.784
9	1	1:50.725	27.621	37.039	46.065						

CZECH TRUCK PRIX 2023

Autodrom Most, length 4212 m

25. - 27. August 2023

Nascar Whelen Euro Series Pro



Lap Analysis race 2, 27.08.2023

-Reg.No.: 004ZAO230814

24 Anthony Kumpen (BEL) (Chevrolet Camaro)

Theoretische Bestzeit: 1:50.532

Lap	D	Time	S1	S2	S3	Lap	D	Time	S1	S2	S3
1	1	3:19.870	42.952	1:06.356	1:30.562	10	1	1:53.563	28.532	38.038	46.993
2	1	1:54.022	30.104	37.827	46.091	11	1	1:52.311	28.162	37.598	46.551
3	1	1:52.527	29.043	37.806	45.678	12	1	1:53.233	28.055	39.089	46.089
4	1	1:51.468	27.789	37.877	45.802	13	1	1:52.850	28.515	37.687	46.648
5	1	3:11.603	28.648	58.777	1:44.178	14	1	1:54.094	27.986	38.445	47.663
6	1	3:00.528	1:04.470	1:10.211	45.847	15	1	1:53.361	28.100	38.582	46.679
7	1	1:51.661	28.818	37.287	45.556	16	1	1:52.307	27.689	38.214	46.404
8	1	1:52.187	28.142	37.964	46.081	17	1	1:52.903	28.136	37.849	46.918
9	1	1:52.614	28.002	37.967	46.645						

34 Thomas Toffel (CHE) (Chevrolet Camaro)

Theoretische Bestzeit: 2:02.894

Lap	D	Time	S1	S2	S3	Lap	D	Time	S1	S2	S3
1	1	3:23.164	52.675	1:06.926	1:23.563	2	1	2:02.894	32.996	42.037	47.861

40 Neo Lambert (FRA) (Ford Mustang)

Theoretische Bestzeit: 1:49.931

Lap	D	Time	S1	S2	S3	Lap	D	Time	S1	S2	S3
1	1	3:21.359	47.482	1:06.612	1:27.265	10	1	1:50.264	27.845	36.897	45.522
2	1	1:54.751	30.295	38.651	45.805	11	1	1:50.787	27.918	36.857	46.012
3	1	1:53.321	29.349	37.807	46.165	12	1	1:52.303	28.666	37.195	46.442
4	1	1:52.175	28.782	37.428	45.965	13	1	1:52.279	28.261	37.792	46.226
5	1	3:19.957	29.413	1:07.675	1:42.869	14	1	1:52.307	28.147	37.454	46.706
6	1	2:53.725	1:07.057	1:01.380	45.288	15	1	1:51.923	27.803	38.227	45.893
7	1	1:50.827	28.109	37.136	45.582	16	1	1:51.534	29.037	36.870	45.627
8	1	1:57.397	28.244	37.129	52.024	17	1	1:50.967	28.125	37.104	45.738
9	1	1:50.307	28.063	36.840	45.404						

46 Thomas Krasonis (GRC) (Chevrolet Camaro)

Theoretische Bestzeit:

Lap	D	Time	S1	S2	S3	Lap	D	Time	S1	S2	S3
1	1	3:21.795				10	1	1:48.251			
2	1	2:03.841				11	1	1:49.452			
3	1	1:59.317				12	1	1:52.309			
4	1	1:57.101				13	1	1:52.292			
5	1	3:22.107				14	1	1:53.010			
6	1	2:39.592				15	1	1:51.188			
7	1	1:51.961				16	1	1:48.950			
8	1	1:51.973				17	1	1:47.784			
9	1	1:49.700									

48 Jack Davidson (GBR) (Chevrolet Camaro)

Theoretische Bestzeit: 1:49.353


Lap	D	Time	S1	S2	S3	Lap	D	Time	S1	S2	S3
1	1	3:22.698	51.296	1:06.502	1:24.900	9	1	1:49.741	27.833	36.880	45.028
2	1	2:00.747	32.379	37.973	50.395	10	1	1:51.267	27.966	37.340	45.961
3	1	1:51.106	28.460	37.063	45.583	11	1	1:52.204	28.242	37.458	46.504
4	1	1:51.005	28.239	37.110	45.656	12	1	1:52.878	28.244	38.671	45.963
5	1	3:23.624	28.919	1:11.131	1:43.574	13	1	1:51.864	28.390	37.671	45.803
6	1	2:48.765	1:05.382	56.972	46.411	14	1	1:49.936	27.678	36.647	45.611
7	1	1:50.870	28.888	36.886	45.096	15	1	1:50.530	28.414	36.874	45.242
8	1	1:51.122	28.046	37.049	46.027						

CZECH TRUCK PRIX 2023

Autodrom Most, length 4212 m

25. - 27. August 2023

Nascar Whelen Euro Series Pro



Lap Analysis race 2, 27.08.2023

-Reg.No.: 004ZAO230814

50 Liam Hezemans (NLD) (Toyota Camry)

Theoretische Bestzeit: 1:42.546

Lap	D	Time	S1	S2	S3	Lap	D	Time	S1	S2	S3
1	1	3:22.893	52.099	1:06.579	1:24.215	10	1	1:44.213	26.878	35.047	42.288
2	1	2:00.392	33.528	40.806	46.058	11	1	1:43.432	26.602	34.686	42.144
3	1	1:48.470	27.840	35.400	45.230	12	1	1:43.993	26.840	34.942	42.211
4	1	1:48.925	27.766	36.280	44.879	13	1	1:43.572	26.758	34.560	42.254
5	1	3:18.532	28.508	1:06.795	1:43.229	14	1	1:43.846	26.367	34.768	42.711
6	1	2:52.875	1:06.368	1:03.260	43.247	15	1	1:44.400	26.712	35.009	42.679
7	1	1:49.665	28.063	36.613	44.989	16	1	1:44.790	26.651	35.270	42.869
8	1	1:46.641	27.499	35.376	43.766	17	1	1:43.630	26.258	35.306	42.066
9	1	1:42.949	26.661	34.314	41.974						

54 Gianmarco Ercoli (ITA) (Chevrolet Camaro)

Theoretische Bestzeit: 1:44.117

Lap	D	Time	S1	S2	S3	Lap	D	Time	S1	S2	S3
1	1	3:22.034	50.008	1:06.340	1:25.686	10	1	1:49.252	27.506	37.971	43.775
2	1	2:08.293	31.706	39.048	57.539	11	1	1:45.147	26.854	35.758	42.535
3	1	1:58.886	30.022	40.270	48.594	12	1	1:44.932	26.892	35.446	42.594
4	1	1:52.028	28.840	37.617	45.571	13	1	1:48.505	27.539	36.585	44.381
5	1	3:20.338	33.783	1:09.042	1:37.513	14	1	1:45.374	26.724	35.975	42.675
6	1	2:41.487	1:01.980	50.062	49.445	15	1	1:44.627	26.503	35.420	42.704
7	1	1:48.465	27.754	36.914	43.797	16	1	1:44.654	26.595	35.079	42.980
8	1	1:47.250	27.266	35.924	44.060	17	1	1:49.502	27.016	37.267	45.219
9	1	1:48.864	27.883	36.513	44.468						

55 Fabrizio Armetta (ITA) (Chevrolet Camaro)

Theoretische Bestzeit: 1:46.320

Lap	D	Time	S1	S2	S3	Lap	D	Time	S1	S2	S3
1	1	3:25.228	57.174	1:06.770	1:21.284	10	1	1:48.389	28.013	36.488	43.888
2	1	2:05.813	32.103	43.417	50.293	11	1	1:47.646	27.841	35.971	43.834
3	1	1:59.655	29.846	40.518	49.291	12	1	1:50.911	28.892	36.477	45.542
4	1	1:57.898	29.637	38.718	49.543	13	1	1:52.557	28.441	37.853	46.263
5	1	3:22.215	37.574	1:10.871	1:33.770	14	1	1:49.078	27.843	37.159	44.076
6	1	2:37.356	1:02.843	47.753	46.760	15	1	1:47.841	27.889	36.274	43.678
7	1	1:51.470	29.261	37.276	44.933	16	1	1:46.700	27.412	35.940	43.348
8	1	1:51.024	28.474	37.679	44.871	17	1	1:46.911	27.286	35.686	43.939
9	1	1:48.795	28.202	36.382	44.211						

64 Lucas Lasserre (FRA) (Ford Mustang)

Theoretische Bestzeit: 1:48.673

Lap	D	Time	S1	S2	S3	Lap	D	Time	S1	S2	S3
1	1	3:20.142	44.153	1:06.580	1:29.409	10	1	1:49.017	27.602	36.808	44.607
2	1	1:54.439	30.682	37.971	45.786	11	1	1:49.409	27.691	37.079	44.639
3	1	1:52.671	28.562	37.877	46.232	12	1	1:49.036	27.494	36.672	44.870
4	1	1:50.949	27.929	37.369	45.651	13	1	1:50.391	27.879	36.807	45.705
5	1	3:10.210	28.120	57.992	1:44.098	14	1	1:48.781	27.394	36.707	44.680
6	1	3:01.759	1:04.721	1:11.806	45.232	15	1	1:49.485	27.520	37.244	44.721
7	1	1:49.536	27.921	36.704	44.911	16	1	1:49.515	27.676	37.000	44.839
8	1	1:49.744	27.660	36.773	45.311	17	1	1:50.066	27.554	37.131	45.381
9	1	1:49.466	27.757	36.854	44.855						

65 Riccardo Romagnoli (ITA) (Chevrolet Camaro)

Theoretische Bestzeit: 1:50.100

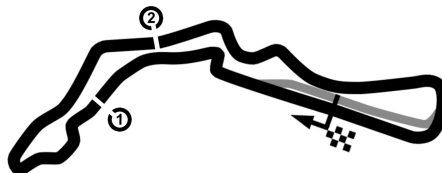
Lap	D	Time	S1	S2	S3	Lap	D	Time	S1	S2	S3
1	1	3:22.467	50.657	1:06.466	1:25.344	9	1	1:59.456	28.535	45.744	45.177
2	1	2:11.830	32.178	52.278	47.374	10	1	1:52.421	28.325	38.033	46.063
3	1	1:57.521	29.842	40.436	47.243	11	1	1:51.031	28.340	37.354	45.337
4	1	1:57.512	29.213	39.032	49.267	12	1	1:52.353	28.025	39.058	45.270
5	1	3:22.960	39.158	1:10.725	1:33.077	13	1	1:52.350	28.156	38.606	45.588
6	1	2:37.366	1:03.517	48.176	45.673	14	1	1:54.285	29.489	37.377	47.419
7	1	2:04.429	29.271	38.195	56.963	15	1	1:52.449	28.287	37.869	46.293
8	1	1:53.211	29.294	38.763	45.154	16	1	1:51.553	28.060	36.921	46.572

CZECH TRUCK PRIX 2023

Autodrom Most, length 4212 m

25. - 27. August 2023

Nascar Whelen Euro Series Pro



Lap Analysis race 2, 27.08.2023

-Reg.No.: 004ZAO230814

69 Sebastiaan Bleekemolen (NLD) (Ford Mustang)

Theoretische Bestzeit: 1:51.829

Lap	D	Time	S1	S2	S3	Lap	D	Time	S1	S2	S3
1	1	3:21.134	46.766	1:06.534	1:27.834	3	1	2:10.267	28.908	37.463	
2	1	1:56.133	31.826	38.849	45.458						

72 Vittorio Ghirelli (ITA) (Chevrolet Camaro)

Theoretische Bestzeit: 1:43.275

Lap	D	Time	S1	S2	S3	Lap	D	Time	S1	S2	S3
1	1	3:19.116	41.018	1:05.974	1:32.124	10	1	1:44.456	26.661	35.087	42.708
2	1	1:54.143	30.390	38.129	45.624	11	1	1:44.420	26.673	35.202	42.545
3	1	1:49.390	27.942	37.042	44.406	12	1	1:43.668	26.608	34.737	42.323
4	1	1:50.933	28.055	36.548	46.330	13	1	1:43.655	26.524	34.729	42.402
5	1	3:00.798	27.952	50.691	1:42.155	14	1	1:43.898	26.492	34.732	42.674
6	1	3:09.575	1:05.491	1:16.220	47.864	15	1	1:45.053	26.572	36.091	42.390
7	1	1:45.567	27.175	35.304	43.088	16	1	1:43.314	26.293	34.768	42.253
8	1	1:45.382	26.932	35.024	43.426	17	1	1:44.733	26.410	35.678	42.645
9	1	1:44.991	26.901	35.025	43.065						

88 Massimiliano Lanza (ITA) (Chevrolet Camaro)

Theoretische Bestzeit: 1:49.106

Lap	D	Time	S1	S2	S3	Lap	D	Time	S1	S2	S3
1	1	3:23.679	54.413	1:07.184	1:22.082	9	1	1:51.491	28.402	37.306	45.783
2	1	2:06.518	33.204	43.453	49.861	10	1	1:51.247	28.392	37.398	45.457
3	1	1:59.015	29.876	40.390	48.749	11	1	1:51.274	28.052	37.563	45.659
4	1	2:00.334	29.785	39.615	50.934	12	1	1:51.110	28.140	37.088	45.882
5	1	3:33.625	41.345	1:11.739	1:40.541	13	1	1:51.493	28.612	37.670	45.211
6	1	2:34.536	1:05.718	42.482	46.336	14	1	1:51.245	28.098	37.993	45.154
7	1	1:55.073	28.693	38.923	47.457	15	1	1:50.796	28.489	37.265	45.042
8	1	1:52.674	28.938	37.569	46.167	16	1	1:51.120	28.110	39.044	43.966

99 Tobias Dauenhauer (DEU) (Chevrolet Camaro)

Theoretische Bestzeit: 1:43.075

Lap	D	Time	S1	S2	S3	Lap	D	Time	S1	S2	S3
1	1	3:23.394	53.308	1:07.248	1:22.838	10	1	1:44.612	27.052	35.278	42.282
2	1	2:02.369	33.710	41.395	47.264	11	1	1:43.403	26.460	34.868	42.075
3	1	1:48.676	28.976	35.782	43.918	12	1	1:43.969	26.703	35.118	42.148
4	1	1:47.487	27.386	35.889	44.212	13	1	1:43.492	26.456	34.807	42.229
5	1	3:18.256	27.911	1:06.761	1:43.584	14	1	1:47.246	26.471	34.853	45.922
6	1	2:51.947	1:06.254	1:02.915	42.778	15	1	1:43.890	26.422	35.093	42.375
7	1	1:49.507	27.385	37.006	45.116	16	1	1:43.839	26.604	34.652	42.583
8	1	1:44.906	26.963	35.469	42.474	17	1	1:43.883	26.904	34.578	42.401
9	1	1:44.211	27.061	34.941	42.209						