


# CZECH TRUCK PRIX 2023

Autodrom Most, length 4212 m

25. - 27. August 2023

Nascar Whelen Euro Series Pro



## Lap Analysis race 1, 26.08.2023

-Reg.No.: 004ZAO230814

### 1 Michaela Dorcikova (SVK) (Ford Mustang)

Theoretische Bestzeit: 1:45.735

Lap	D	Time	S1	S2	S3	Lap	D	Time	S1	S2	S3
1	1	2:55.595	36.977	41.371	1:37.247	10	1	1:48.781	28.323	36.705	43.753
2	1	3:16.078	1:03.956	1:15.818	56.304	11	1	1:47.036	27.129	36.218	43.689
3	1	1:49.745	27.652	37.001	45.092	12	1	1:46.677	27.211	36.014	43.452
4	1	1:48.064	27.638	36.541	43.885	13	1	1:46.385	27.081	35.739	43.565
5	1	1:48.774	27.490	36.471	44.813	14	1	<b>1:45.998</b>	27.151	35.578	<b>43.269</b>
6	1	1:47.414	27.371	36.092	43.951	15	1	1:46.561	27.133	35.679	43.749
7	1	1:47.876	26.998	36.978	43.900	16	1	1:47.184	27.141	36.155	43.888
8	1	1:46.099	<b>26.971</b>	<b>35.495</b>	43.633	17	1	1:46.845	27.303	35.864	43.678
9	1	1:46.537	27.220	35.592	43.725						

### 3 Paul Jouffreau (FRA) (Ford Mustang)

Theoretische Bestzeit: 1:41.766

Lap	D	Time	S1	S2	S3	Lap	D	Time	S1	S2	S3
1	1	2:55.100	36.656	41.286	1:37.158	9	1	1:54.426	31.266	36.345	46.815
2	1	3:26.021	1:03.518	1:16.077		10	1	<b>1:41.766</b>	<b>26.252</b>	<b>34.054</b>	<b>41.460</b>
3	1	5:17.789	4:00.018	34.901	42.870	11	1	1:47.434	26.593	38.367	42.474
4	1	1:44.966	27.950	34.964	42.052	12	1	1:48.821	26.374	39.201	43.246
5	1	1:42.869	26.602	34.345	41.922	13	1	1:43.825	26.310	34.195	43.320
6	1	1:43.908	26.682	34.454	42.772	14	1	1:42.362	26.433	34.172	41.757
7	1	1:43.042	26.829	34.433	41.780	15	1	1:46.349	26.272	35.020	45.057
8	1	1:42.417	26.349	34.305	41.763						

### 5 Vladimiros Tziortzis (CYP) (EuroNASCAR FJ)

Theoretische Bestzeit: 1:41.867

Lap	D	Time	S1	S2	S3	Lap	D	Time	S1	S2	S3
1	1	2:38.670	32.630	35.161	1:30.879	10	1	1:42.766	26.589	34.432	41.745
2	1	3:25.964	1:04.338	1:17.456	1:04.170	11	1	1:42.608	26.737	34.292	41.579
3	1	1:42.674	26.565	34.591	41.518	12	1	1:42.659	26.411	34.262	41.986
4	1	1:43.240	26.687	34.851	41.702	13	1	1:42.965	26.464	34.442	42.059
5	1	1:42.541	26.611	34.442	41.488	14	1	1:42.804	26.553	34.443	41.808
6	1	1:42.642	26.470	34.467	41.705	15	1	1:43.216	26.670	34.599	41.947
7	1	1:42.408	26.614	34.419	<b>41.375</b>	16	1	1:44.130	27.384	34.763	41.983
8	1	<b>1:42.114</b>	26.355	<b>34.152</b>	41.607	17	1	1:46.842	26.788	34.885	45.169
9	1	1:42.643	<b>26.340</b>	34.365	41.938						

### 7 Martin Doubek (CZE) (Ford Mustang)

Theoretische Bestzeit: 1:42.055

Lap	D	Time	S1	S2	S3	Lap	D	Time	S1	S2	S3
1	1	2:39.480	32.787	35.286	1:31.407	10	1	1:43.622	27.126	34.345	42.151
2	1	3:24.143	1:04.241	1:17.342	1:02.560	11	1	1:42.732	26.691	34.211	41.830
3	1	1:43.332	27.000	34.592	41.740	12	1	1:42.453	26.501	34.167	41.785
4	1	1:43.333	26.828	34.560	41.945	13	1	1:42.582	26.713	<b>34.085</b>	41.784
5	1	1:43.355	27.445	34.355	<b>41.555</b>	14	1	<b>1:42.192</b>	<b>26.415</b>	34.197	41.580
6	1	1:43.523	27.673	34.230	41.620	15	1	1:42.368	26.498	34.110	41.760
7	1	1:43.121	27.206	34.255	41.660	16	1	1:42.636	26.520	34.227	41.889
8	1	1:43.005	26.787	34.593	41.625	17	1	1:43.855	26.592	34.350	42.913
9	1	1:43.332	26.432	34.281	42.619						

### 8 Dario Caso (ITA) (Chevrolet Camaro)

Theoretische Bestzeit: 1:43.703


Lap	D	Time	S1	S2	S3	Lap	D	Time	S1	S2	S3
1	1	2:51.136	35.647	37.879	1:37.610	10	1	1:47.328	27.454	36.329	43.545
2	1	3:17.374	1:04.321	1:15.879	57.174	11	1	1:47.299	27.318	36.537	43.444
3	1	1:46.101	27.589	35.950	42.562	12	1	1:46.305	27.131	35.670	43.504
4	1	1:44.638	27.561	35.063	<b>42.014</b>	13	1	1:45.282	27.321	35.743	42.218
5	1	1:45.246	27.148	34.838	43.260	14	1	<b>1:44.277</b>	27.109	35.029	42.139
6	1	1:45.524	<b>26.939</b>	35.366	43.219	15	1	1:45.997	27.737	35.718	42.542
7	1	1:45.020	27.474	34.980	42.566	16	1	1:45.292	27.260	35.393	42.639
8	1	1:46.343	26.980	<b>34.750</b>	44.613	17	1	1:45.707	27.061	35.974	42.672
9	1	1:47.249	27.298	35.336	44.615						

# CZECH TRUCK PRIX 2023

Autodrom Most, length 4212 m

25. - 27. August 2023

Nascar Whelen Euro Series Pro



## Lap Analysis race 1, 26.08.2023

-Reg.No.: 004ZAO230814

### 14 Ulysse Delsaux (FRA) (Ford Mustang)

Theoretische Bestzeit: 1:42.286

Lap	D	Time	S1	S2	S3	Lap	D	Time	S1	S2	S3
1	1	2:47.012	33.996	36.654	1:36.362	10	1	1:43.741	26.977	34.543	42.221
2	1	3:19.357	1:04.442	1:16.277	58.638	11	1	1:42.980	26.779	34.293	41.908
3	1	1:44.490	27.373	34.902	42.215	12	1	1:42.677	26.493	<b>34.273</b>	41.911
4	1	1:43.569	27.059	34.610	41.900	13	1	1:42.753	26.418	34.454	41.881
5	1	1:43.526	26.812	34.941	41.773	14	1	1:42.836	26.668	34.343	41.825
6	1	1:42.775	26.450	34.578	41.747	15	1	1:42.629	26.482	34.540	<b>41.607</b>
7	1	<b>1:42.563</b>	<b>26.406</b>	34.525	41.632	16	1	1:47.446	26.656	34.464	46.326
8	1	1:43.616	26.537	34.311	42.768	17	1	1:45.620	26.778	34.538	44.304
9	1	1:44.351	26.810	34.593	42.948						

### 24 Anthony Kumpen (BEL) (Chevrolet Camaro)

Theoretische Bestzeit: 1:41.626

Lap	D	Time	S1	S2	S3	Lap	D	Time	S1	S2	S3
1	1	2:41.148	33.642	35.597	1:31.909	10	1	1:43.181	27.044	34.205	41.932
2	1	3:23.773	1:04.070	1:17.409	1:02.294	11	1	1:42.877	26.757	34.326	41.794
3	1	1:43.222	27.049	34.583	41.590	12	1	1:42.347	26.455	34.217	41.675
4	1	1:42.883	26.541	34.623	41.719	13	1	1:42.310	26.165	34.359	41.786
5	1	1:43.019	26.956	34.606	41.457	14	1	1:42.269	26.440	34.401	41.428
6	1	1:43.907	27.715	34.716	41.476	15	1	1:42.260	<b>26.163</b>	34.389	41.708
7	1	1:42.543	26.751	34.303	41.489	16	1	1:43.402	26.688	34.592	42.122
8	1	<b>1:41.894</b>	26.383	34.122	<b>41.389</b>	17	1	1:42.984	26.605	34.390	41.989
9	1	1:42.472	26.335	<b>34.074</b>	42.063						

### 34 Thomas Toffel (CHE) (Chevrolet Camaro)

Theoretische Bestzeit: 1:43.235

Lap	D	Time	S1	S2	S3	Lap	D	Time	S1	S2	S3
1	1	2:47.689	34.305	36.907	1:36.477	10	1	1:45.286	27.149	35.449	42.688
2	1	3:19.126	1:04.546	1:16.145	58.435	11	1	1:45.007	27.142	35.195	42.670
3	1	1:44.357	27.667	34.802	41.888	12	1	1:44.307	26.852	35.254	42.201
4	1	1:43.902	27.397	<b>34.628</b>	<b>41.877</b>	13	1	1:44.496	26.842	34.889	42.765
5	1	1:44.258	27.064	34.999	42.195	14	1	1:45.526	26.764	35.404	43.358
6	1	<b>1:43.838</b>	26.801	34.847	42.190	15	1	1:44.985	26.910	35.370	42.705
7	1	1:44.109	26.813	35.001	42.295	16	1	1:44.716	26.793	35.329	42.594
8	1	1:44.532	<b>26.730</b>	35.011	42.791	17	1	1:45.132	26.859	35.219	43.054
9	1	1:45.193	27.606	34.942	42.645						

### 40 Neo Lambert (FRA) (Ford Mustang)

Theoretische Bestzeit: 1:42.309

Lap	D	Time	S1	S2	S3	Lap	D	Time	S1	S2	S3
1	1	2:43.763	33.818	36.379	1:33.566	5	1	1:42.973	26.704	34.599	41.670
2	1	3:21.944	1:04.194	1:17.241	1:00.509	6	1	<b>1:42.558</b>	26.641	<b>34.334</b>	<b>41.583</b>
3	1	1:43.935	27.192	34.779	41.964	7	1	1:42.800	26.432	34.730	41.638
4	1	1:43.304	26.884	34.674	41.746	8	1	1:47.267	<b>26.392</b>	34.471	46.404

### 46 Thomas Krasonis (GRC) (Chevrolet Camaro)

Theoretische Bestzeit: 1:43.228

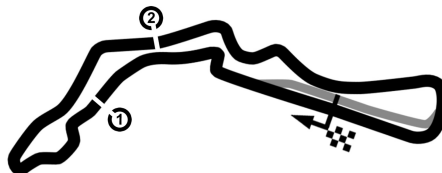
Lap	D	Time	S1	S2	S3	Lap	D	Time	S1	S2	S3
1	1	2:48.633	34.736	37.284	1:36.613	10	1	1:45.090	27.099	34.928	43.063
2	1	3:18.118	1:04.489	1:16.096	57.533	11	1	1:44.768	26.892	35.050	42.826
3	1	1:45.671	28.114	35.481	42.076	12	1	1:44.317	26.949	34.898	42.470
4	1	1:43.437	26.616	34.778	42.043	13	1	1:44.344	26.634	34.931	42.779
5	1	1:43.785	26.784	34.825	42.176	14	1	1:44.774	<b>26.588</b>	35.262	42.924
6	1	1:44.743	26.690	34.777	43.276	15	1	1:43.837	26.671	34.703	42.463
7	1	<b>1:43.237</b>	26.597	<b>34.688</b>	<b>41.952</b>	16	1	1:44.321	26.933	34.756	42.632
8	1	1:44.936	26.819	34.938	43.179	17	1	1:44.796	26.642	34.977	43.177
9	1	1:45.448	27.261	34.980	43.207						

# CZECH TRUCK PRIX 2023

Autodrom Most, length 4212 m

25. - 27. August 2023

Nascar Whelen Euro Series Pro



## Lap Analysis race 1, 26.08.2023

-Reg.No.: 004ZAO230814

### 48 Jack Davidson (GBR) (Chevrolet Camaro)

Theoretische Bestzeit: 1:43.221

Lap	D	Time	S1	S2	S3	Lap	D	Time	S1	S2	S3
1	1	2:52.532	35.781	39.825	1:36.926	10	1	1:44.473	27.262	34.793	42.418
2	1	3:14.899	1:03.970	1:16.165	54.764	11	1	1:44.789	26.995	34.958	42.836
3	1	1:45.601	28.341	34.951	42.309	12	1	1:44.187	26.804	34.852	42.531
4	1	1:44.227	27.032	35.116	42.079	13	1	1:43.868	<b>26.780</b>	34.692	42.396
5	1	1:47.550	26.841	<b>34.562</b>	46.147	14	1	1:44.516	26.982	35.053	42.481
6	1	1:44.889	27.191	34.732	42.966	15	1	1:44.160	27.095	34.763	42.302
7	1	<b>1:43.675</b>	26.956	34.840	<b>41.879</b>	16	1	1:44.734	26.823	34.647	43.264
8	1	1:44.273	26.807	34.587	42.879	17	1	1:44.979	27.123	34.973	42.883
9	1	1:49.790	29.275	36.673	43.842						

### 50 Liam Hezemans (NLD) (Toyota Camry)

Theoretische Bestzeit: 1:41.685

Lap	D	Time	S1	S2	S3	Lap	D	Time	S1	S2	S3
1	1	3:03.980	34.326	46.595		9	1	1:43.017	26.586	34.209	42.222
2	1	4:06.447	2:49.626	35.012	41.809	10	1	1:42.495	26.435	33.980	42.080
3	1	1:42.391	26.505	34.313	<b>41.573</b>	11	1	<b>1:41.965</b>	26.414	33.950	41.601
4	1	1:42.136	26.469	34.034	41.633	12	1	1:42.960	26.540	34.066	42.354
5	1	1:42.735	26.446	<b>33.795</b>	42.494	13	1	1:42.375	26.362	34.244	41.769
6	1	1:42.239	26.383	34.055	41.801	14	1	1:42.753	26.509	34.413	41.831
7	1	1:55.752	26.557	34.157		15	1	1:45.797	26.550	35.907	43.340
8	1	2:05.456	49.023	34.100	42.333	16	1	1:42.266	<b>26.317</b>	34.242	41.707

### 54 Gianmarco Ercoli (ITA) (Chevrolet Camaro)

Theoretische Bestzeit: 1:43.321

Lap	D	Time	S1	S2	S3	Lap	D	Time	S1	S2	S3
1	1	3:47.552	1:23.820	1:00.387		9	1	1:45.022	27.106	35.046	42.870
2	1	4:18.765	2:52.784	42.520	43.461	10	1	1:45.129	27.284	35.111	42.734
3	1	1:45.334	27.540	35.223	42.571	11	1	1:44.153	26.891	34.808	42.454
4	1	1:46.805	27.075	34.930	44.800	12	1	1:43.867	26.861	34.850	42.156
5	1	1:48.459	30.701	35.115	42.643	13	1	<b>1:43.409</b>	<b>26.750</b>	34.568	<b>42.091</b>
6	1	1:45.998	26.902	36.032	43.064	14	1	1:44.432	26.809	35.371	42.252
7	1	1:45.275	27.035	34.897	43.343	15	1	1:43.767	26.922	34.559	42.286
8	1	1:44.955	27.344	34.974	42.637	16	1	1:43.421	26.773	<b>34.480</b>	42.168

### 55 Fabrizio Armetta (ITA) (Chevrolet Camaro)

Theoretische Bestzeit: 1:42.591

Lap	D	Time	S1	S2	S3	Lap	D	Time	S1	S2	S3
1	1	2:53.294	36.025	39.912	1:37.357	8	1	1:45.767	27.151	34.678	43.938
2	1	3:15.541	1:04.021	1:16.256	55.264	9	1	1:47.343	29.264	35.185	42.894
3	1	1:45.925	27.556	35.883	42.486	10	1	1:44.520	27.179	34.752	42.589
4	1	1:43.108	26.860	34.631	<b>41.617</b>	11	1	1:43.955	27.085	34.639	42.231
5	1	1:46.128	26.861	35.494	43.773	12	1	1:43.197	26.694	<b>34.394</b>	42.109
6	1	<b>1:42.872</b>	<b>26.580</b>	34.558	41.734	13	1	1:43.957	26.903	34.596	42.458
7	1	1:44.083	26.988	35.244	41.851	14	1	1:44.410	27.345	34.687	42.378

### 64 Lucas Lasserre (FRA) (Ford Mustang)

Theoretische Bestzeit: 1:41.783


Lap	D	Time	S1	S2	S3	Lap	D	Time	S1	S2	S3
1	1	2:40.550	33.019	35.535	1:31.996	10	1	1:43.508	26.909	34.578	42.021
2	1	3:24.780	1:03.922	1:17.437	1:03.421	11	1	1:43.793	27.451	34.604	41.738
3	1	1:43.680	27.035	34.811	41.834	12	1	1:42.840	26.557	34.386	41.897
4	1	1:42.714	26.619	34.551	41.544	13	1	1:42.522	26.458	34.353	41.711
5	1	1:43.265	26.556	35.071	41.638	14	1	1:42.569	26.446	34.438	41.685
6	1	1:42.363	26.583	34.346	41.434	15	1	1:42.556	26.360	34.510	41.686
7	1	1:42.224	26.393	34.320	41.511	16	1	1:42.865	26.547	34.508	41.810
8	1	<b>1:41.920</b>	26.382	34.161	<b>41.377</b>	17	1	1:43.737	26.603	34.483	42.651
9	1	1:42.639	<b>26.269</b>	<b>34.137</b>	42.233						

# CZECH TRUCK PRIX 2023

Autodrom Most, length 4212 m

25. - 27. August 2023

Nascar Whelen Euro Series Pro



## Lap Analysis race 1, 26.08.2023

-Reg.No.: 004ZAO230814

### 65 Riccardo Romagnoli (ITA) (Chevrolet Camaro) Theoretische Bestzeit: 1:43.508

Lap	D	Time	S1	S2	S3	Lap	D	Time	S1	S2	S3
1	1	2:42.052	33.533	35.640	1:32.879	10	1	1:46.135	27.357	35.458	43.320
2	1	3:24.131	1:04.011	1:17.884	1:02.236	11	1	1:44.965	27.113	34.868	42.984
3	1	1:44.426	27.162	35.047	42.217	12	1	1:44.227	26.693	34.778	42.756
4	1	<b>1:43.664</b>	26.799	34.800	<b>42.065</b>	13	1	1:44.078	26.780	34.788	42.510
5	1	1:47.010	<b>26.680</b>	36.463	43.867	14	1	1:44.428	26.898	34.970	42.560
6	1	1:44.102	26.804	34.956	42.342	15	1	1:46.107	27.087	35.756	43.264
7	1	1:44.174	26.683	35.272	42.219	16	1	1:47.940	27.025	35.469	45.446
8	1	1:44.736	26.814	<b>34.763</b>	43.159	17	1	1:44.835	27.101	35.214	42.520
9	1	1:45.613	27.245	35.144	43.224						

### 69 Sebastiaan Bleekemolen (NLD) (Ford Mustang) Theoretische Bestzeit: 1:41.984

Lap	D	Time	S1	S2	S3	Lap	D	Time	S1	S2	S3
1	1	2:53.640	38.742	39.789		7	1	<b>1:42.201</b>	26.378	34.308	<b>41.515</b>
2	1	4:08.809	2:50.676	35.917	42.216	8	1	1:46.542	26.348	34.238	45.956
3	1	1:42.740	26.437	34.606	41.697	9	1	2:05.825	28.697	36.569	
4	1	1:42.647	26.552	34.307	41.788	10	1	8:50.165	7:31.441	36.555	42.169
5	1	1:42.412	26.437	34.343	41.632	11	1	1:44.135	26.456	34.637	43.042
6	1	1:42.306	26.376	<b>34.230</b>	41.700	12	1	1:42.857	<b>26.239</b>	34.552	42.066

### 72 Vittorio Ghirelli (ITA) (Chevrolet Camaro) Theoretische Bestzeit: 1:41.387

Lap	D	Time	S1	S2	S3	Lap	D	Time	S1	S2	S3
1	1	2:31.379	30.324	34.614	1:26.441	10	1	1:44.032	26.624	34.511	42.897
2	1	3:29.779	1:04.966	1:17.334	1:07.479	11	1	1:43.141	26.597	34.439	42.105
3	1	1:41.978	26.339	34.076	41.563	12	1	1:42.553	26.218	34.257	42.078
4	1	<b>1:41.387</b>	<b>26.191</b>	<b>33.909</b>	<b>41.287</b>	13	1	1:42.358	26.245	34.118	41.995
5	1	1:41.983	26.367	34.089	41.527	14	1	1:42.420	26.416	34.131	41.873
6	1	1:42.745	26.568	34.406	41.771	15	1	1:42.873	26.393	34.549	41.931
7	1	1:42.504	26.455	34.426	41.623	16	1	1:42.977	26.238	34.264	42.475
8	1	1:42.306	26.562	34.186	41.558	17	1	1:43.312	26.307	34.320	42.685
9	1	1:42.848	26.257	34.249	42.342						

### 88 Massimiliano Lanza (ITA) (Chevrolet Camaro) Theoretische Bestzeit: 1:43.486

Lap	D	Time	S1	S2	S3	Lap	D	Time	S1	S2	S3
1	1	2:49.865	34.503	38.249	1:37.113	10	1	1:47.748	27.294	36.751	43.703
2	1	3:17.099	1:04.616	1:15.838	56.645	11	1	1:47.181	27.177	36.267	43.737
3	1	1:45.820	27.780	35.452	42.588	12	1	1:46.314	27.100	35.657	43.557
4	1	1:44.221	26.947	35.225	42.049	13	1	1:47.669	27.066	37.175	43.428
5	1	1:45.089	<b>26.693</b>	35.960	42.436	14	1	1:46.950	27.439	36.112	43.399
6	1	1:44.432	26.738	35.547	42.147	15	1	1:48.451	26.951	36.940	44.560
7	1	<b>1:44.116</b>	26.876	35.314	<b>41.926</b>	16	1	1:52.552	27.502	36.988	48.062
8	1	1:45.359	26.801	<b>34.867</b>	43.691	17	1	1:48.217	27.127	36.132	44.958
9	1	1:52.059	30.757	36.625	44.677						

### 99 Tobias Dauenhauer (DEU) (Chevrolet Camaro) Theoretische Bestzeit: 1:44.033

Lap	D	Time	S1	S2	S3	Lap	D	Time	S1	S2	S3
1	1	6:12.482	4:03.190	1:13.110	56.182	4	1	<b>1:44.044</b>	26.664	34.811	<b>42.569</b>
2	1	1:47.788	27.064	37.131	43.593	5	1	1:44.659	<b>26.660</b>	35.020	42.979
3	1	1:44.772	26.926	35.187	42.659	6	1	1:56.137	26.709	<b>34.804</b>	