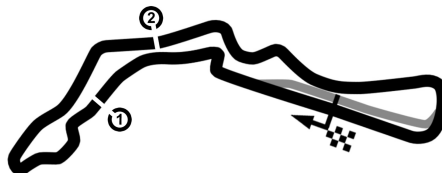


CZECH TRUCK PRIX 2023

Autodrom Most, length 4212 m

25. - 27. August 2023

Nascar Whelen Euro Series Pro



Lap Analysis qualifying, 26.08.2023

-Reg.No.: 004ZAO230814

1 Michaela Dorcikova (SVK) (Ford Mustang)						Theoretische Bestzeit: 2:06.962					
Lap	D	Time	S1	S2	S3	Lap	D	Time	S1	S2	S3
1	1	3:11.344	1:18.760	51.344	1:01.240	5	1	2:08.888	31.284	44.533	53.071
2	1	2:18.803	33.777	47.920	57.106	6	1	2:06.962	30.461	43.823	52.678
3	1	2:13.028	32.357	46.187	54.484	7	1	3:05.123	37.027	1:02.710	
4	1	2:11.443	31.097	46.165	54.181						

3 Paul Jouffreau (FRA) (Ford Mustang)						Theoretische Bestzeit: 1:58.218					
Lap	D	Time	S1	S2	S3	Lap	D	Time	S1	S2	S3
1	1	2:23.430	47.789	44.176	51.465	5	1	2:10.441	32.868	46.247	51.326
2	1	2:01.427	29.383	41.744	50.300	6	1	1:59.319	29.175	40.929	49.215
3	1	2:01.475	29.340	41.700	50.435	7	1	1:58.337	28.800	40.913	48.624
4	1	1:59.609	29.065	40.812	49.732	8	1	1:58.359	28.935	40.818	48.606

5 Vladimiro Tziortzis (CYP) (EuroNASCAR FJ)						Theoretische Bestzeit: 1:59.357					
Lap	D	Time	S1	S2	S3	Lap	D	Time	S1	S2	S3
1	1	2:40.035	57.930	47.568	54.537	5	1	2:01.636	29.206	41.397	51.033
2	1	2:06.707	30.342	43.877	52.488	6	1	2:01.894	29.665	41.589	50.640
3	1	2:03.535	29.848	42.453	51.234	7	1	2:00.688	29.073	41.199	50.416
4	1	2:02.122	29.596	41.887	50.639	8	1	1:59.357	28.901	40.735	49.721

7 Martin Doubek (CZE) (Ford Mustang)						Theoretische Bestzeit: 2:00.106					
Lap	D	Time	S1	S2	S3	Lap	D	Time	S1	S2	S3
1	1	3:02.825	1:02.054	50.353		4	1	2:02.615	29.734	41.861	51.020
2	1	4:34.166	2:48.782	51.217	54.167	5	1	2:01.815	29.796	41.815	50.204
3	1	2:05.042	30.616	42.867	51.559	6	1	2:00.106	29.313	40.952	49.841

8 Dario Caso (ITA) (Chevrolet Camaro)						Theoretische Bestzeit: 1:59.686					
Lap	D	Time	S1	S2	S3	Lap	D	Time	S1	S2	S3
1	1	3:06.585	1:27.690	46.127	52.768	5	1	2:00.798	29.598	41.466	49.734
2	1	2:01.670	30.156	41.427	50.087	6	1	2:00.760	29.548	41.514	49.698
3	1	2:01.207	29.300	41.695	50.212	7	1	1:59.801	29.415	40.867	49.519
4	1	2:01.935	29.965	41.585	50.385						

14 Ulysse Delsaux (FRA) (Ford Mustang)						Theoretische Bestzeit: 1:59.365					
Lap	D	Time	S1	S2	S3	Lap	D	Time	S1	S2	S3
1	1	2:24.329	49.113	43.983	51.233	5	1	2:01.979	29.483	42.162	50.334
2	1	2:01.877	29.462	42.038	50.377	6	1	2:00.043	29.397	40.982	49.664
3	1	2:00.943	29.317	41.450	50.176	7	1	2:00.327	29.287	40.935	50.105
4	1	2:01.004	29.976	41.206	49.822	8	1	1:59.365	29.181	40.788	49.396

18 Giorgio Maggi (CHE) (Ford Mustang)						Theoretische Bestzeit: 2:03.849					
Lap	D	Time	S1	S2	S3	Lap	D	Time	S1	S2	S3
1	1	2:55.717	1:22.158	43.314	50.245	2	1	2:16.608	30.290	44.037	

24 Anthony Kumpen (BEL) (Chevrolet Camaro)						Theoretische Bestzeit: 1:58.501					
Lap	D	Time	S1	S2	S3	Lap	D	Time	S1	S2	S3
1	1	2:19.573	45.936	43.217	50.420	5	1	1:58.992	28.859	40.844	49.289
2	1	2:00.990	29.483	41.645	49.862	6	1	1:59.543	28.681	41.136	49.726
3	1	1:59.810	28.897	41.128	49.785	7	1	1:59.922	29.824	40.707	49.391
4	1	1:59.334	28.843	40.900	49.591	8	1	1:59.042	29.222	40.553	49.267


34 Thomas Toffel (CHE) (Chevrolet Camaro)						Theoretische Bestzeit: 2:00.927					
Lap	D	Time	S1	S2	S3	Lap	D	Time	S1	S2	S3
1	1	3:09.729	1:25.778	47.676	56.275	5	1	2:01.364	29.172	41.882	50.310
2	1	2:09.019	31.233	45.226	52.560	6	1	2:01.848	29.338	42.038	50.472
3	1	2:04.252	29.838	42.856	51.558	7	1	2:01.397	29.253	42.271	49.873
4	1	2:03.028	29.739	42.511	50.778						

CZECH TRUCK PRIX 2023

Autodrom Most, length 4212 m

25. - 27. August 2023

Nascar Whelen Euro Series Pro



Lap Analysis qualifying, 26.08.2023

-Reg.No.: 004ZAO230814

40 Neo Lambert (FRA) (Ford Mustang)

Theoretische Bestzeit: 2:00.310

Lap	D	Time	S1	S2	S3	Lap	D	Time	S1	S2	S3
1	1	2:31.315	54.119	43.989	53.207	5	1	2:01.066	29.309	41.635	50.122
2	1	2:05.365	31.298	43.032	51.035	6	1	2:01.270	29.829	41.422	50.019
3	1	2:04.640	30.938	42.480	51.222	7	1	2:15.972	29.512	41.401	1:05.059
4	1	2:02.093	29.985	41.760	50.348	8	1	2:00.184	29.277	41.014	

46 Thomas Krasonis (GRC) (Chevrolet Camaro)

Theoretische Bestzeit: 2:00.496

Lap	D	Time	S1	S2	S3	Lap	D	Time	S1	S2	S3
1	1	2:47.459	1:06.559	47.880	53.020	5	1	2:37.036	1:04.798	41.514	50.724
2	1	2:04.344	30.013	43.235	51.096	6	1	2:00.850	29.231	41.518	50.101
3	1	2:01.372	29.285	42.093	49.994	7	1	2:00.496	29.108	41.455	49.933
4	1	2:19.057	29.122	43.017							

48 Jack Davidson (GBR) (Chevrolet Camaro)

Theoretische Bestzeit: 1:59.044

Lap	D	Time	S1	S2	S3	Lap	D	Time	S1	S2	S3
1	1	2:53.014	1:09.597	47.838	55.579	5	1	1:59.672	29.078	40.476	50.118
2	1	2:01.378	29.760	41.266	50.352	6	1	2:00.023	29.335	40.722	49.966
3	1	2:00.232	29.321	41.199	49.712	7	1	2:00.208	29.492	40.446	50.270
4	1	1:59.582	29.071	40.699	49.812	8	1	1:59.289	29.138	40.261	49.890

50 Liam Hezemans (NLD) (Toyota Camry)

Theoretische Bestzeit: 1:59.071

Lap	D	Time	S1	S2	S3	Lap	D	Time	S1	S2	S3
1	1	2:52.988	1:05.478	48.766	58.744	5	1	2:00.038	29.328	40.864	49.846
2	1	2:27.400	32.080	47.117		6	1	1:59.229	29.248	40.698	49.283
3	1	3:41.283	2:06.390	43.402	51.491	7	1	2:18.532	29.519	40.540	
4	1	2:01.708	29.956	41.619	50.133						

54 Gianmarco Ercoli (ITA) (Chevrolet Camaro)

Theoretische Bestzeit: 1:57.731

Lap	D	Time	S1	S2	S3	Lap	D	Time	S1	S2	S3
1	1	2:14.478	40.660	43.723	50.095	5	1	2:23.160	31.191	48.139	1:03.830
2	1	2:01.144	29.116	42.172	49.856	6	1	2:23.949	33.795	47.927	1:02.227
3	1	1:58.488	28.843	40.667	48.978	7	1	2:22.396	31.646	44.304	
4	1	1:58.200	28.564	40.189	49.447						

55 Fabrizio Armetta (ITA) (Chevrolet Camaro)

Theoretische Bestzeit: 1:58.824

Lap	D	Time	S1	S2	S3	Lap	D	Time	S1	S2	S3
1	1	2:18.126	40.262	45.410	52.454	5	1	2:06.809	30.529	43.748	52.532
2	1	2:04.659	31.782	42.478	50.399	6	1	1:59.522	29.116	40.754	49.652
3	1	2:03.063	29.161	42.307	51.595	7	1	1:59.168	28.923	40.792	49.453
4	1	2:00.814	30.521	41.059	49.234	8	1	1:58.890	28.989	40.751	49.150

64 Lucas Lasserre (FRA) (Ford Mustang)

Theoretische Bestzeit: 1:59.368

Lap	D	Time	S1	S2	S3	Lap	D	Time	S1	S2	S3
1	1	2:21.024	45.298	43.744	51.982	5	1	2:02.417	31.293	41.406	49.718
2	1	2:02.944	29.814	42.124	51.006	6	1	2:00.049	29.067	41.274	49.708
3	1	2:00.817	29.291	41.495	50.031	7	1	1:59.452	29.151	40.799	49.502
4	1	2:00.786	29.493	41.353	49.940	8	1	1:59.823	29.218	41.048	49.557

65 Riccardo Romagnoli (ITA) (Chevrolet Camaro)

Theoretische Bestzeit: 1:59.783

Lap	D	Time	S1	S2	S3	Lap	D	Time	S1	S2	S3
1	1	2:19.355	44.525	43.461	51.369	5	1	2:00.965	29.442	41.141	50.382
2	1	2:04.298	30.757	42.661	50.880	6	1	2:01.043	29.920	41.258	49.865
3	1	2:02.558	30.033	41.415	51.110	7	1	2:00.261	29.250	40.992	50.019
4	1	2:10.087	33.884	44.055	52.148	8	1	2:00.144	29.611	40.846	49.687

69 Sebastiaan Bleekemolen (NLD) (Ford Mustang)

Theoretische Bestzeit: 1:58.807

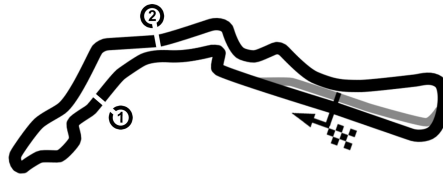
Lap	D	Time	S1	S2	S3	Lap	D	Time	S1	S2	S3
1	1	2:39.175	1:02.223	44.371	52.581	5	1	2:00.023	29.465	40.883	49.675
2	1	2:02.003	29.835	41.707	50.461	6	1	2:06.635	32.492	43.254	50.889

CZECH TRUCK PRIX 2023

Autodrom Most, length 4212 m

25. - 27. August 2023

Nascar Whelen Euro Series Pro



Lap Analysis qualifying, 26.08.2023

-Reg.No.: 004ZAO230814

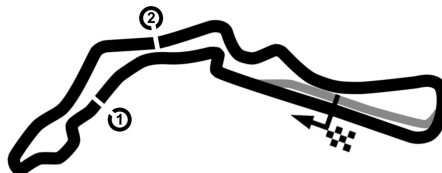
Lap	D	Time	S1	S2	S3	Lap	D	Time	S1	S2	S3
3	1	2:02.595	30.554	41.658	50.383	7	1	2:00.689	29.548	40.786	50.355
4	1	2:00.941	30.168	40.829	49.944	8	1	1:58.807	29.459	40.224	49.124

CZECH TRUCK PRIX 2023

Autodrom Most, length 4212 m

25. - 27. August 2023

Nascar Whelen Euro Series Pro



Lap Analysis qualifying, 26.08.2023

-Reg.No.: 004ZAO230814

72 Vittorio Ghirelli (ITA) (Chevrolet Camaro)

Theoretische Bestzeit: 1:57.495

Lap	D	Time	S1	S2	S3	Lap	D	Time	S1	S2	S3
1	1	2:32.055	56.791	43.710	51.554	5	1	1:58.695	28.443	41.009	49.243
2	1	2:00.196	29.107	41.340	49.749	6	1	2:01.446	29.182	41.109	51.155
3	1	1:59.462	28.712	41.008	49.742	7	1	1:57.860	28.357	40.054	49.449
4	1	2:03.496	28.800	43.245	51.451	8	1	1:59.010	28.198	41.315	49.497

88 Massimiliano Lanza (ITA) (Chevrolet Camaro)

Theoretische Bestzeit: 2:00.038

Lap	D	Time	S1	S2	S3	Lap	D	Time	S1	S2	S3
1	1	2:18.336	42.053	44.091	52.192	5	1	2:02.278	29.797	41.590	50.891
2	1	2:02.185	29.921	41.588	50.676	6	1	2:03.943	30.696	41.979	51.268
3	1	2:02.709	30.226	41.781	50.702	7	1	2:01.683	29.149	41.289	51.245
4	1	2:01.914	29.362	41.858	50.694	8	1	2:01.146	29.657	41.889	49.600

99 Tobias Dauenhauer (DEU) (Chevrolet Camaro)

Theoretische Bestzeit: 1:57.584

Lap	D	Time	S1	S2	S3	Lap	D	Time	S1	S2	S3
1	1	2:32.276	57.975	42.773	51.528	5	1	2:05.817	29.460	45.178	51.179
2	1	2:00.175	29.867	40.745	49.563	6	1	1:58.102	28.892	40.499	48.711
3	1	2:06.007	29.087	45.472	51.448	7	1	2:07.174	29.314	41.516	56.344
4	1	1:58.288	28.718	40.867	48.703	8	1	1:57.744	28.878	40.395	48.471