


CZECH TRUCK PRIX 2023

Autodrom Most, length 4212 m

25. - 27. August 2023

Nascar Whelen Euro Series Pro



Lap Analysis free practice 2, 25.08.2023

-Reg.No.: 004ZAO230814

1 Michaela Dorcikova (SVK) ()						Theoretische Bestzeit: 1:46.582					
Lap	D	Time	S1	S2	S3	Lap	D	Time	S1	S2	S3
1	1	2:29.387	56.475	43.708	49.204	9	1	1:47.660	27.336	36.337	43.987
2	1	1:51.579	29.062	37.372	45.145	10	1	1:47.350	27.176	36.072	44.102
3	1	1:48.524	27.765	36.852	43.907	11	1	1:46.666	27.064	35.827	43.775
4	1	1:48.162	27.457	36.278	44.427	12	1	1:54.386	27.647	39.848	46.891
5	1	1:48.701	27.807	35.956	44.938	13	1	1:53.267	27.216	41.048	45.003
6	1	2:06.459	30.187	36.951		14	1	1:48.891	27.840	35.743	45.308
7	1	3:43.077	2:21.625	36.769	44.683	15	1	1:48.332	27.416	36.855	44.061
8	1	1:48.126	27.413	36.265	44.448						

3 Paul Jouffreau (FRA) ()						Theoretische Bestzeit: 1:41.380					
Lap	D	Time	S1	S2	S3	Lap	D	Time	S1	S2	S3
1	1	1:51.858	33.797	35.752	42.309	8	1	5:16.405	3:57.445	36.527	42.433
2	1	1:45.506	26.733	36.581	42.192	9	1	1:42.493	26.545	34.399	41.549
3	1	1:46.713	29.178	34.865	42.670	10	1	1:41.681	26.208	34.151	41.322
4	1	1:42.538	26.559	34.457	41.522	11	1	1:54.729	26.088	34.700	
5	1	1:42.241	26.456	34.210	41.575	12	1	3:30.129	2:14.003	34.778	41.348
6	1	1:42.070	26.298	34.236	41.536	13	1	1:42.550	26.128	34.344	42.078
7	1	2:01.222	26.191	34.300		14	1	1:41.690	26.398	34.145	41.147

5 Vladimiros Tziortzis (CYP) ()						Theoretische Bestzeit: 1:41.093					
Lap	D	Time	S1	S2	S3	Lap	D	Time	S1	S2	S3
1	1	2:24.354	54.316	39.862	50.176	9	1	1:41.772	26.486	34.101	41.185
2	1	1:43.232	26.813	34.665	41.754	10	1	1:41.315	26.229	33.925	41.161
3	1	1:42.494	26.474	34.162	41.858	11	1	1:41.133	26.269	33.727	41.137
4	1	1:42.679	26.376	34.160	42.143	12	1	1:41.642	26.324	33.963	41.355
5	1	1:41.534	26.513	33.831	41.190	13	1	1:52.736	26.347	41.849	44.540
6	1	1:42.060	26.442	34.141	41.477	14	1	1:42.246	26.433	34.250	41.563
7	1	2:01.234	27.504	35.704		15	1	2:07.357	27.894	37.074	
8	1	4:55.338	3:35.981	35.727	43.630						

7 Martin Doubek (CZE) ()						Theoretische Bestzeit: 1:41.437					
Lap	D	Time	S1	S2	S3	Lap	D	Time	S1	S2	S3
1	1	2:00.837	41.743	36.900	42.194	9	1	1:42.868	27.275	34.037	41.556
2	1	1:44.441	27.063	35.287	42.091	10	1	1:42.684	26.602	33.737	42.345
3	1	1:41.934	26.409	34.131	41.394	11	1	1:41.897	26.568	33.858	41.471
4	1	1:41.766	26.405	33.877	41.484	12	1	1:42.082	26.547	33.751	41.784
5	1	1:42.077	26.495	33.920	41.662	13	1	1:41.896	26.540	33.900	41.456
6	1	1:41.496	26.464	33.708	41.324	14	1	2:05.947	27.591	46.922	51.434
7	1	1:56.385	26.458	34.193		15	1	1:42.912	27.035	34.277	41.600
8	1	3:46.736	2:26.479	37.118	43.139	16	1	2:01.405	26.482	33.843	


8 Dario Caso (ITA) ()						Theoretische Bestzeit: 1:43.751					
Lap	D	Time	S1	S2	S3	Lap	D	Time	S1	S2	S3
1	1	6:17.821	4:46.351	43.549	47.921	8	1	1:44.447	27.374	35.000	42.073
2	1	1:52.735	28.688	40.902	43.145	9	1	2:15.341	34.313	39.364	
3	1	1:45.738	27.435	35.842	42.461	10	1	4:16.842	2:59.430	35.218	42.194
4	1	1:44.542	27.029	35.050	42.463	11	1	1:44.204	26.920	35.198	42.086
5	1	1:46.375	26.967	35.247	44.161	12	1	1:52.535	26.678	35.961	49.896
6	1	1:52.729	29.301	37.814	45.614	13	1	2:09.044	33.920	47.972	47.152
7	1	1:45.179	27.318	35.531	42.330						

CZECH TRUCK PRIX 2023

Autodrom Most, length 4212 m

25. - 27. August 2023

Nascar Whelen Euro Series Pro



Lap Analysis free practice 2, 25.08.2023

-Reg.No.: 004ZAO230814

14 Ulysse Delsaux (FRA) ()						Theoretische Bestzeit: 1:42.330					
Lap	D	Time	S1	S2	S3	Lap	D	Time	S1	S2	S3
1	1	2:14.243	48.093	40.236	45.914	9	1	3:12.633	1:55.747	35.011	41.875
2	1	1:50.405	28.358	38.663	43.384	10	1	1:42.969	26.664	34.397	41.908
3	1	1:45.715	27.445	35.310	42.960	11	1	1:42.542	26.588	34.331	41.623
4	1	1:43.917	26.914	34.829	42.174	12	1	1:44.244	27.979	34.532	41.733
5	1	1:43.770	26.881	34.608	42.281	13	1	1:42.330	26.559	34.186	41.585
6	1	1:43.229	26.869	34.499	41.861	14	1	1:44.386	26.642	35.289	42.455
7	1	1:42.987	26.686	34.495	41.806	15	1	1:43.590	26.768	34.406	42.416
8	1	2:00.177	26.933	35.673		16	1	1:43.790	26.779	34.456	42.555

18 Giorgio Maggi (CHE) ()						Theoretische Bestzeit: 1:44.484					
Lap	D	Time	S1	S2	S3	Lap	D	Time	S1	S2	S3
1	1	3:50.900	2:07.392	49.218	54.290	4	1	1:59.416	27.298	34.786	
2	1	1:57.104	31.719	41.965	43.420	5	1	12:27.230	11:09	35.130	42.400
3	1	1:45.237	27.362	34.980	42.895	6	1	1:57.169	27.392	34.801	

24 Anthony Kumpen (BEL) ()						Theoretische Bestzeit: 1:41.292					
Lap	D	Time	S1	S2	S3	Lap	D	Time	S1	S2	S3
1	1	1:53.083	35.727	35.436	41.920	8	1	3:16.115	1:45.123	34.698	
2	1	1:44.708	26.837	35.634	42.237	9	1	2:40.890	1:25.386	34.315	41.189
3	1	2:01.953	28.272	34.745		10	1	1:41.454	26.349	33.864	41.241
4	1	5:10.998	3:52.519	36.393	42.086	11	1	1:42.208	26.330	34.123	41.755
5	1	1:42.299	26.714	34.308	41.277	12	1	1:41.821	26.239	34.056	41.526
6	1	1:41.773	26.454	33.962	41.357	13	1	1:41.923	26.349	34.043	41.531
7	1	2:00.723	28.808	34.739		14	1	2:09.436	28.180	38.003	

34 Thomas Toffel (CHE) ()						Theoretische Bestzeit: 1:43.030					
Lap	D	Time	S1	S2	S3	Lap	D	Time	S1	S2	S3
1	1	3:40.410	2:08.368	47.751	44.291	7	1	1:43.967	26.454	34.923	42.590
2	1	1:44.924	27.052	35.196	42.676	8	1	2:02.780	26.584	35.128	
3	1	1:45.611	27.028	34.896	43.687	9	1	3:33.611	2:16.404	35.035	42.172
4	1	1:44.248	26.709	35.328	42.211	10	1	1:44.105	27.035	35.167	41.903
5	1	1:43.677	26.604	34.725	42.348	11	1	2:04.330	27.383	35.532	
6	1	1:44.034	26.679	34.673	42.682						

40 Neo Lambert (FRA) ()						Theoretische Bestzeit: 1:42.570					
Lap	D	Time	S1	S2	S3	Lap	D	Time	S1	S2	S3
1	1	2:51.582	1:19.081	43.220	49.281	9	1	3:30.151	2:08.116	36.940	45.095
2	1	1:47.020	29.164	35.527	42.329	10	1	1:42.959	26.749	34.414	41.796
3	1	1:44.186	27.191	34.957	42.038	11	1	1:42.638	26.571	34.291	41.776
4	1	1:43.540	26.876	34.738	41.926	12	1	1:46.450	26.547	37.373	42.530
5	1	1:43.290	26.822	34.643	41.825	13	1	1:42.792	26.685	34.293	41.814
6	1	1:43.667	26.603	34.918	42.146	14	1	1:48.624	26.669	36.228	45.727
7	1	1:42.940	26.570	34.492	41.878	15	1	1:42.683	26.503	34.332	41.848
8	1	1:56.940	26.723	34.756		16	1	2:02.506	26.579	35.418	


46 Thomas Krasonis (GRC) ()						Theoretische Bestzeit: 1:41.975					
Lap	D	Time	S1	S2	S3	Lap	D	Time	S1	S2	S3
1	1	22:34.672	21:14	37.299	42.657	4	1	1:48.465	26.473	34.686	47.306
2	1	1:43.329	26.985	34.712	41.632	5	1	1:42.002	26.500	34.129	41.373
3	1	1:43.126	26.522	34.448	42.156	6	1	2:14.590	30.594	37.763	

CZECH TRUCK PRIX 2023

Autodrom Most, length 4212 m

25. - 27. August 2023

Nascar Whelen Euro Series Pro



Lap Analysis free practice 2, 25.08.2023

-Reg.No.: 004ZAO230814

48 Jack Davidson (GBR) ()

Theoretische Bestzeit: 1:43.052

Lap	D	Time	S1	S2	S3	Lap	D	Time	S1	S2	S3
1	1	8:13.187	6:53.061	37.223	42.903	8	1	2:04.296	26.876	34.684	
2	1	1:44.436	27.139	34.923	42.374	9	1	3:37.902	2:15.544	36.590	45.768
3	1	1:43.890	26.984	34.891	42.015	10	1	1:44.572	26.888	35.466	42.218
4	1	1:44.370	26.837	35.266	42.267	11	1	1:44.084	27.081	34.749	42.254
5	1	1:43.280	27.016	34.366	41.898	12	1	1:43.457	26.857	34.498	42.102
6	1	1:44.044	26.788	34.730	42.526	13	1	2:19.941	33.554	40.248	
7	1	1:43.443	26.805	34.561	42.077						

50 Liam Hezemans (NLD) ()

Theoretische Bestzeit: 1:40.439

Lap	D	Time	S1	S2	S3	Lap	D	Time	S1	S2	S3
1	1	2:17.821	58.067	37.168	42.586	7	1	1:42.043	26.828	34.026	41.189
2	1	1:42.939	27.033	34.648	41.258	8	1	1:40.956	26.459	33.642	40.855
3	1	1:41.476	26.402	34.045	41.029	9	1	1:56.650	26.333	33.752	
4	1	1:41.561	26.352	34.002	41.207	10	1	3:49.816	2:35.293	33.911	40.612
5	1	1:54.475	26.359	34.631		11	1	1:42.653	26.191	33.652	42.810
6	1	3:38.052	2:18.382	37.287	42.383	12	1	1:59.980	26.521	33.636	

54 Gianmarco Ercoli (ITA) ()

Theoretische Bestzeit: 1:42.769

Lap	D	Time	S1	S2	S3	Lap	D	Time	S1	S2	S3
1	1	28:26.538	27:07	36.595	42.660	2	1	1:42.769	26.859	34.296	41.614

55 Fabrizio Armetta (ITA) ()

Theoretische Bestzeit: 1:41.948

Lap	D	Time	S1	S2	S3	Lap	D	Time	S1	S2	S3
1	1	1:53.677	36.449	35.335	41.893	8	1	3:52.396	2:29.149	37.061	46.186
2	1	1:44.701	27.064	35.459	42.178	9	1	2:06.278	26.742	39.137	
3	1	1:46.529	27.216	34.746	44.567	10	1	4:44.302	3:28.756	34.167	41.379
4	1	1:42.291	26.731	34.289	41.271	11	1	1:42.376	26.640	34.134	41.602
5	1	1:45.842	26.794	35.010	44.038	12	1	1:45.007	26.985	35.787	42.235
6	1	1:42.230	26.654	34.037	41.539	13	1	1:43.939	26.817	34.357	42.765
7	1	2:01.936	27.035	36.691		14	1	2:04.260	26.772	34.610	

64 Lucas Lasserre (FRA) ()

Theoretische Bestzeit: 1:41.776

Lap	D	Time	S1	S2	S3	Lap	D	Time	S1	S2	S3
1	1	2:50.776	1:18.151	43.557	49.068	9	1	1:42.379	26.364	34.287	41.728
2	1	1:47.257	29.342	35.470	42.445	10	1	1:42.333	26.583	34.269	41.481
3	1	1:43.469	26.781	34.690	41.998	11	1	1:42.237	26.626	34.190	41.421
4	1	1:42.800	26.676	34.387	41.737	12	1	1:42.850	27.438	34.145	41.267
5	1	1:42.761	26.704	34.380	41.677	13	1	1:42.417	26.393	34.569	41.455
6	1	2:01.449	27.595	34.881		14	1	1:42.788	26.694	34.443	41.651
7	1	4:56.679	3:39.551	35.143	41.985	15	1	1:42.123	26.569	34.157	41.397
8	1	1:42.453	26.646	34.180	41.627						

65 Riccardo Romagnoli (ITA) ()

Theoretische Bestzeit: 1:43.056

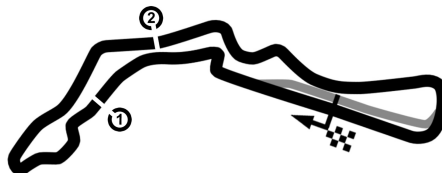
Lap	D	Time	S1	S2	S3	Lap	D	Time	S1	S2	S3
1	1	2:00.329	39.015	37.716	43.598	8	1	1:59.695	27.327	36.193	
2	1	1:45.834	27.382	35.393	43.059	9	1	6:12.149	4:54.855	34.937	42.357
3	1	1:44.629	26.713	35.392	42.524	10	1	1:45.313	27.584	34.751	42.978
4	1	1:44.193	27.122	34.917	42.154	11	1	1:43.582	27.106	34.541	41.935
5	1	1:43.409	26.854	34.563	41.992	12	1	1:43.120	26.777	34.463	41.880
6	1	1:43.763	26.836	34.780	42.147	13	1	2:21.148	27.762	42.522	
7	1	1:43.167	26.743	34.470	41.954						

CZECH TRUCK PRIX 2023

Autodrom Most, length 4212 m

25. - 27. August 2023

Nascar Whelen Euro Series Pro



Lap Analysis free practice 2, 25.08.2023

-Reg.No.: 004ZAO230814

69 Sebastiaan Bleekemolen (NLD) ()						Theoretische Bestzeit: 1:41.288					
Lap	D	Time	S1	S2	S3	Lap	D	Time	S1	S2	S3
1	1	3:07.828	1:48.632	36.589	42.607	8	1	1:41.968	26.415	34.158	41.395
2	1	1:43.231	26.792	34.614	41.825	9	1	2:03.930	28.581	36.796	
3	1	1:42.568	26.309	34.231	42.028	10	1	3:26.896	2:09.666	35.540	41.690
4	1	2:00.995	26.684	34.567		11	1	1:41.718	26.443	33.935	41.340
5	1	4:49.186	3:29.105	37.603	42.478	12	1	1:41.473	26.471	33.824	41.178
6	1	1:42.302	26.513	34.198	41.591	13	1	1:41.556	26.373	33.937	41.246
7	1	1:41.873	26.361	33.971	41.541	14	1	2:09.057	26.286	38.045	

72 Vittorio Ghirelli (ITA) ()						Theoretische Bestzeit: 1:40.578					
Lap	D	Time	S1	S2	S3	Lap	D	Time	S1	S2	S3
1	1	2:49.918	1:28.866	36.638	44.414	8	1	4:20.074	2:50.611	44.724	44.739
2	1	1:42.515	26.634	34.193	41.688	9	1	1:44.385	27.358	35.498	41.529
3	1	1:41.756	26.325	33.957	41.474	10	1	1:40.633	26.026	33.626	40.981
4	1	2:00.182	26.479	34.963		11	1	1:40.624	25.989	33.608	41.027
5	1	3:37.301	2:12.226	42.509	42.566	12	1	1:45.888	28.262	35.544	42.082
6	1	1:41.423	26.081	34.013	41.329	13	1	1:59.453	26.172	34.155	
7	1	1:59.273	26.692	34.852							

88 Massimiliano Lanza (ITA) ()						Theoretische Bestzeit: 1:42.391					
Lap	D	Time	S1	S2	S3	Lap	D	Time	S1	S2	S3
1	1	2:29.125	1:07.005	37.458	44.662	7	1	5:39.377	4:21.718	35.202	42.457
2	1	1:45.234	28.047	35.111	42.076	8	1	1:43.382	26.665	34.831	41.886
3	1	1:43.198	26.887	34.690	41.621	9	1	1:44.764	28.445	34.248	42.071
4	1	1:42.830	26.738	34.509	41.583	10	1	1:43.760	26.745	34.713	42.302
5	1	1:44.037	26.560	34.594	42.883	11	1	2:10.991	32.842	37.763	
6	1	2:03.128	27.494	34.659							

99 Tobias Dauenhauer (DEU) ()						Theoretische Bestzeit: 1:41.478					
Lap	D	Time	S1	S2	S3	Lap	D	Time	S1	S2	S3
1	1	2:11.899	45.686	40.341	45.872	9	1	1:42.906	26.493	34.256	42.157
2	1	1:45.433	28.103	35.400	41.930	10	1	1:42.341	26.640	34.150	41.551
3	1	1:42.768	26.799	34.645	41.324	11	1	1:42.019	26.695	34.110	41.214
4	1	1:42.100	26.494	34.047	41.559	12	1	1:42.805	27.104	34.351	41.350
5	1	1:42.129	26.572	34.130	41.427	13	1	1:41.980	26.297	34.204	41.479
6	1	1:54.666	27.086	34.256		14	1	1:41.672	26.401	34.099	41.172
7	1	4:31.038	3:14.872	34.622	41.544	15	1	1:41.924	26.259	34.176	41.489
8	1	1:42.204	26.551	34.087	41.566	16	1	1:44.055	26.533	35.320	42.202