


CZECH TRUCK PRIX 2023

Autodrom Most, length 4212 m

25. - 27. August 2023

Nascar Whelen Euro Series 2



Lap Analysis free practice 2, 25.08.2023

-Reg.No.: 004ZAO230814

1 Stefani Mogorovic (HRV) ()

Theoretische Bestzeit: 1:53.813

Lap	D	Time	S1	S2	S3	Lap	D	Time	S1	S2	S3
1	1	7:03.413	5:25.354	46.052	52.007	7	1	2:06.615	38.274	41.982	46.359
2	1	1:58.893	30.674	40.271	47.948	8	1	2:11.951	32.673	45.475	53.803
3	1	1:57.109	30.034	39.831	47.244	9	1	1:59.515	30.975	39.534	49.006
4	1	1:54.634	29.534	39.052	46.048	10	1	2:35.771	34.157	44.548	
5	1	2:08.603	39.226	42.020	47.357	11	1	2:55.696	1:28.464	40.972	46.260
6	1	1:55.163	30.068	39.367	45.728	12	1	1:53.865	29.586	38.875	45.404

3 Paul Jouffreau (FRA) ()

Theoretische Bestzeit: 1:41.411

Lap	D	Time	S1	S2	S3	Lap	D	Time	S1	S2	S3
1	1	4:18.907	3:01.208	35.597	42.102	6	1	3:45.789	2:29.574	34.737	41.478
2	1	1:42.824	26.425	34.676	41.723	7	1	1:44.572	26.261	35.739	42.572
3	1	1:42.471	26.266	34.601	41.604	8	1	1:41.580	26.260	33.961	41.359
4	1	1:41.769	26.200	34.291	41.278	9	1	1:42.024	26.348	34.262	41.414
5	1	2:01.553	27.543	35.931		10	1	2:02.244	26.172	34.212	

5 Vladimiros Tziortzis (CYP) ()

Theoretische Bestzeit: 1:41.852

Lap	D	Time	S1	S2	S3	Lap	D	Time	S1	S2	S3
1	1	4:31.952	3:11.640	36.654	43.658	7	1	1:55.414	29.385	38.587	47.442
2	1	1:51.654	26.544	39.857	45.253	8	1	1:47.282	26.575	36.306	44.401
3	1	1:42.351	26.798	34.143	41.410	9	1	1:42.193	26.610	34.158	41.425
4	1	1:42.291	26.509	34.236	41.546	10	1	1:42.079	26.439	34.191	41.449
5	1	1:42.157	26.371	34.177	41.609	11	1	2:13.660	26.426	34.071	
6	1	1:42.185	26.431	34.256	41.498						

7 Martin Doubek (CZE) ()

Theoretische Bestzeit: 1:41.432

Lap	D	Time	S1	S2	S3	Lap	D	Time	S1	S2	S3
1	1	6:15.638	4:57.147	35.811	42.680	8	1	1:43.319	26.788	35.004	41.527
2	1	1:43.966	27.948	34.548	41.470	9	1	1:41.650	26.523	33.729	41.398
3	1	1:42.114	26.796	33.942	41.376	10	1	1:58.350	26.620	34.705	
4	1	1:41.879	26.489	33.855	41.535	11	1	2:29.262	1:13.958	34.059	41.245
5	1	1:59.371	26.701	34.898		12	1	1:41.968	26.458	34.125	41.385
6	1	4:22.341	3:04.133	36.102	42.106	13	1	1:42.179	26.549	34.119	41.511
7	1	1:42.987	26.846	34.424	41.717						

8 Paolo Valeri (ITA) ()

Theoretische Bestzeit: 1:44.344

Lap	D	Time	S1	S2	S3	Lap	D	Time	S1	S2	S3
1	1	4:06.338	2:45.513	38.060	42.765	8	1	1:44.385	26.992	35.045	42.348
2	1	1:46.525	27.506	35.548	43.471	9	1	2:16.637	31.510	40.467	
3	1	1:46.026	27.341	35.916	42.769	10	1	3:30.030	2:10.977	36.459	42.594
4	1	1:46.261	27.421	35.918	42.922	11	1	1:45.406	27.325	35.426	42.655
5	1	1:45.400	27.664	35.318	42.418	12	1	1:45.199	27.114	35.378	42.707
6	1	1:44.736	26.951	35.319	42.466	13	1	1:50.194	30.114	37.596	42.484
7	1	1:51.587	29.838	38.424	43.325	14	1	2:15.759	31.615	45.076	

9 Valerio Marzi (ITA) ()

Theoretische Bestzeit: 1:43.704

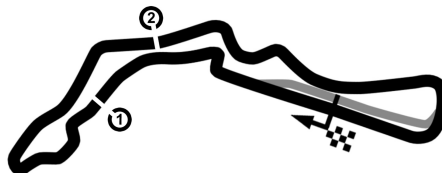
Lap	D	Time	S1	S2	S3	Lap	D	Time	S1	S2	S3
1	1	2:20.880	49.859	44.509	46.512	9	1	1:44.683	27.454	34.973	42.256
2	1	1:53.489	31.096	38.520	43.873	10	1	1:56.170	28.256	39.601	48.313
3	1	1:48.838	27.495	36.598	44.745	11	1	1:45.886	27.251	36.082	42.553
4	1	1:44.548	27.024	35.154	42.370	12	1	1:45.059	27.150	35.520	42.389
5	1	1:44.323	27.108	34.854	42.361	13	1	1:44.886	27.053	35.191	42.642
6	1	1:44.514	27.184	35.045	42.285	14	1	1:43.938	26.811	34.803	42.324
7	1	2:10.986	29.881	37.386		15	1	1:44.145	26.715	34.733	42.697
8	1	5:33.033	4:11.230	38.608	43.195						

CZECH TRUCK PRIX 2023

Autodrom Most, length 4212 m

25. - 27. August 2023

Nascar Whelen Euro Series 2



Lap Analysis free practice 2, 25.08.2023

-Reg.No.: 004ZAO230814

14 Arianna Casoli (ITA) ()						Theoretische Bestzeit: 1:48.273					
Lap	D	Time	S1	S2	S3	Lap	D	Time	S1	S2	S3
1	1	2:48.473	1:15.487	44.677	48.309	9	1	1:50.978	28.143	37.967	44.868
2	1	1:55.517	29.607	39.711	46.199	10	1	1:51.405	28.672	37.410	45.323
3	1	1:53.326	28.441	38.894	45.991	11	1	1:51.016	28.409	38.124	44.483
4	1	1:52.942	28.904	37.963	46.075	12	1	1:50.061	28.896	36.994	44.171
5	1	2:18.268	31.596	38.584		13	1	1:49.408	28.072	37.015	44.321
6	1	4:21.196	2:54.819	40.365	46.012	14	1	1:48.805	27.840	36.725	44.240
7	1	1:52.928	28.999	38.579	45.350	15	1	1:48.395	27.962	36.462	43.971
8	1	1:50.864	28.630	37.284	44.950						

27 Patrick Schober (AUT) ()						Theoretische Bestzeit: 1:42.109					
Lap	D	Time	S1	S2	S3	Lap	D	Time	S1	S2	S3
1	1	2:17.144	44.154	45.339	47.651	9	1	1:55.835	31.272	40.969	43.594
2	1	1:47.847	28.772	36.749	42.326	10	1	1:43.063	26.644	34.454	41.965
3	1	1:43.757	26.958	34.880	41.919	11	1	1:42.713	26.380	34.804	41.529
4	1	1:43.595	26.894	34.928	41.773	12	1	1:42.419	26.479	34.388	41.552
5	1	1:43.192	26.771	34.382	42.039	13	1	1:59.005	29.465	41.535	48.005
6	1	2:06.285	28.077	39.163		14	1	1:42.296	26.567	34.224	41.505
7	1	3:03.655	1:39.456	39.685	44.514	15	1	2:04.836	30.875	42.871	51.090
8	1	1:46.292	26.572	34.800	44.920	16	1	2:20.275	32.919	41.870	

34 Thomas Toffel (CHE) ()						Theoretische Bestzeit: 1:42.195					
Lap	D	Time	S1	S2	S3	Lap	D	Time	S1	S2	S3
1	1	6:30.556	4:54.249	46.484	49.823	8	1	1:43.811	26.724	35.237	41.850
2	1	2:02.078	29.391	38.116	54.571	9	1	1:43.339	26.687	34.788	41.864
3	1	1:44.114	27.618	34.808	41.688	10	1	1:42.809	26.603	34.760	41.446
4	1	1:44.546	26.746	34.382	43.418	11	1	1:44.061	26.490	34.660	42.911
5	1	1:43.387	26.750	34.623	42.014	12	1	1:52.846	26.710	43.986	42.150
6	1	1:58.275	26.678	34.259		13	1	2:01.075	30.707	35.301	
7	1	3:13.266	1:54.655	36.739	41.872						

40 Matthias Hauer (GER) ()						Theoretische Bestzeit: 1:47.493					
Lap	D	Time	S1	S2	S3	Lap	D	Time	S1	S2	S3
1	1	3:10.384	1:46.714	37.916	45.754	9	1	1:49.063	28.143	36.590	44.330
2	1	1:53.418	29.468	39.152	44.798	10	1	1:48.388	28.027	36.169	44.192
3	1	1:56.413	28.794	39.181	48.438	11	1	1:50.680	28.054	37.933	44.693
4	1	1:50.856	29.591	36.860	44.405	12	1	1:48.784	28.001	36.421	44.362
5	1	1:49.263	28.574	36.485	44.204	13	1	1:50.151	28.230	37.574	44.347
6	1	1:48.567	28.279	35.985	44.303	14	1	1:49.452	29.104	36.187	44.161
7	1	1:48.172	28.670	35.746	43.756	15	1	1:48.210	28.096	36.260	43.854
8	1	1:52.927	29.799	38.764	44.364	16	1	1:48.761	28.615	36.400	43.746


46 Nick Schneider (BRA) ()						Theoretische Bestzeit: 1:43.519					
Lap	D	Time	S1	S2	S3	Lap	D	Time	S1	S2	S3
1	1	6:56.000	5:33.947	37.915	44.138	8	1	1:44.325	26.803	34.954	42.568
2	1	1:45.112	27.194	35.053	42.865	9	1	2:00.672	27.054	36.951	
3	1	1:46.603	26.664	35.886	44.053	10	1	4:29.573	3:11.154	35.799	42.620
4	1	1:45.406	27.074	35.319	43.013	11	1	1:44.442	26.923	35.076	42.443
5	1	1:45.459	26.941	35.320	43.198	12	1	1:45.442	27.831	35.186	42.425
6	1	1:44.380	26.672	34.996	42.712	13	1	1:43.519	26.347	34.829	42.343
7	1	1:44.226	26.783	34.932	42.511						

CZECH TRUCK PRIX 2023

Autodrom Most, length 4212 m

25. - 27. August 2023

Nascar Whelen Euro Series 2



Lap Analysis free practice 2, 25.08.2023

-Reg.No.: 004ZAO230814

48 Jack Davidson (GBR) ()

Theoretische Bestzeit: 1:42.861

Lap	D	Time	S1	S2	S3	Lap	D	Time	S1	S2	S3
1	1	9:09.625	7:38.465	47.218	43.942	7	1	2:01.848	26.887	34.906	
2	1	1:44.836	27.500	35.197	42.139	8	1	4:53.233	3:35.174	35.608	42.451
3	1	1:43.643	26.901	34.788	41.954	9	1	1:43.657	26.910	34.657	42.090
4	1	1:43.106	26.809	34.510	41.787	10	1	1:43.036	26.569	34.505	41.962
5	1	1:50.758	26.579	36.279	47.900	11	1	2:23.455	27.732	43.335	
6	1	1:58.405	36.160	38.797	43.448						

50 Gil Linster (LUX) ()

Theoretische Bestzeit: 1:41.067

Lap	D	Time	S1	S2	S3	Lap	D	Time	S1	S2	S3
1	1	4:33.157	3:16.235	35.140	41.782	9	1	4:09.214	2:52.679	35.077	41.458
2	1	1:42.403	26.589	34.602	41.212	10	1	1:44.241	26.341	33.980	43.920
3	1	1:41.872	26.455	34.023	41.394	11	1	1:42.727	26.378	35.255	41.094
4	1	1:41.708	26.451	34.121	41.136	12	1	1:41.207	26.139	34.056	41.012
5	1	1:49.658	26.315	36.897	46.446	13	1	1:42.445	26.627	34.526	41.292
6	1	1:41.414	26.197	33.962	41.255	14	1	1:43.369	26.371	34.534	42.464
7	1	1:41.725	26.161	34.300	41.264	15	1	1:41.282	26.308	33.916	41.058
8	1	1:53.440	26.369	33.991							

54 Alberto Naska (ITA) ()

Theoretische Bestzeit: 1:41.448

Lap	D	Time	S1	S2	S3	Lap	D	Time	S1	S2	S3
1	1	1:49.998				9	1	1:55.955	26.725	34.488	
2	1	1:50.432	29.216	34.706	46.510	10	1	5:18.257	4:01.207	33.909	43.141
3	1	1:56.276	26.788	34.901		11	1	1:41.989	26.354	34.432	41.203
4	1	2:55.707	1:39.932	34.295	41.480	12	1	1:45.363	26.431	33.987	44.945
5	1	1:42.741	27.342	34.214	41.185	13	1	1:44.983	26.361	36.806	41.816
6	1	1:42.629	26.378	34.842	41.409	14	1	1:43.258	26.532	34.822	41.904
7	1	1:45.753	26.401	36.919	42.433	15	1	1:42.152	26.460	34.423	41.269
8	1	1:42.448	26.577	34.498	41.373						

56 Sven Van Laere (BEL) ()

Theoretische Bestzeit: 1:46.839

Lap	D	Time	S1	S2	S3	Lap	D	Time	S1	S2	S3
1	1	2:14.337	43.406	42.599	48.332	9	1	1:49.369	28.334	36.980	44.055
2	1	1:57.923	33.573	38.820	45.530	10	1	1:48.468	27.591	36.764	44.113
3	1	1:50.730	28.167	37.671	44.892	11	1	1:51.628	28.717	38.974	43.937
4	1	2:16.052	28.331	1:01.588	46.133	12	1	1:48.069	27.705	36.680	43.684
5	1	1:49.049	27.531	36.958	44.560	13	1	1:49.467	27.633	37.487	44.347
6	1	1:48.169	27.256	36.991	43.922	14	1	1:47.431	27.252	36.618	43.561
7	1	1:49.199	27.099	37.090	45.010	15	1	1:53.107	29.158	38.659	45.290
8	1	1:48.011	27.635	36.489	43.887	16	1	1:47.701	27.961	36.472	43.268

64 Eric Quintal (FRA) ()

Theoretische Bestzeit: 1:49.558

Lap	D	Time	S1	S2	S3	Lap	D	Time	S1	S2	S3
1	1	2:44.333	1:18.555	39.912	45.866	8	1	1:49.982	28.138	37.126	44.718
2	1	1:52.304	29.240	37.664	45.400	9	1	1:51.394	28.622	37.669	45.103
3	1	1:52.645	28.541	38.509	45.595	10	1	1:51.651	28.414	38.054	45.183
4	1	1:51.004	28.232	38.001	44.771	11	1	1:54.063	28.356	40.096	45.611
5	1	1:50.513	28.134	37.658	44.721	12	1	1:53.385	29.272	38.487	45.626
6	1	1:51.478	28.106	37.758	45.614	13	1	2:21.113	28.916	38.645	
7	1	1:50.302	27.714	37.517	45.071						

65 Riccardo Romagnoli (ITA) ()

Theoretische Bestzeit: 1:43.487


Lap	D	Time	S1	S2	S3	Lap	D	Time	S1	S2	S3
1	1	5:10.720	3:38.729	43.593	48.398	4	1	1:45.351	26.934	34.593	43.824
2	1	1:48.271	27.036	35.616	45.619	5	1	1:56.323	31.438	40.152	44.733
3	1	1:43.654	26.992	34.702	41.960	6	1	1:58.291	28.108	35.316	

CZECH TRUCK PRIX 2023

Autodrom Most, length 4212 m

25. - 27. August 2023

Nascar Whelen Euro Series 2



Lap Analysis free practice 2, 25.08.2023

-Reg.No.: 004ZAO230814

66 Thomas Dombrowski (FRA) ()

Theoretische Bestzeit: 1:43.019

Lap	D	Time	S1	S2	S3	Lap	D	Time	S1	S2	S3
1	1	2:40.953	1:17.260	39.736	43.957	9	1	1:44.170	26.840	35.330	42.000
2	1	1:45.839	27.627	35.456	42.756	10	1	1:43.592	26.912	34.694	41.986
3	1	1:44.592	27.418	35.097	42.077	11	1	1:43.179	26.739	34.433	42.007
4	1	1:43.620	26.922	34.768	41.930	12	1	1:56.822	27.221	34.350	
5	1	1:43.367	26.837	34.571	41.959	13	1	2:30.079	1:13.504	34.613	41.962
6	1	1:43.872	26.849	34.943	42.080	14	1	1:46.379	26.945	36.783	42.651
7	1	1:58.401	26.766	34.808		15	1	1:43.987	26.959	34.833	42.195
8	1	3:19.869	2:02.687	34.848	42.334	16	1	1:43.774	26.817	34.734	42.223

69 Melvin De Groot (NLD) ()

Theoretische Bestzeit: 1:41.919

Lap	D	Time	S1	S2	S3	Lap	D	Time	S1	S2	S3
1	1	3:30.526	2:12.036	35.758	42.732	8	1	1:42.595	26.287	34.587	41.721
2	1	1:42.491	26.562	34.334	41.595	9	1	1:44.457	26.477	36.014	41.966
3	1	2:09.133	26.411	45.658	57.064	10	1	1:42.859	26.364	34.572	41.923
4	1	1:42.143	26.335	34.037	41.771	11	1	1:43.570	26.330	35.166	42.074
5	1	1:49.114	26.955	34.287	47.872	12	1	1:43.013	26.526	34.447	42.040
6	1	1:43.317	26.823	34.601	41.893	13	1	2:15.703	26.438	34.477	
7	1	1:43.253	26.888	34.552	41.813						

72 Michael Bleekemolen (NLD) ()

Theoretische Bestzeit: 1:42.819

Lap	D	Time	S1	S2	S3	Lap	D	Time	S1	S2	S3
1	1	3:05.251	1:32.786	44.739	47.726	9	1	1:44.617	26.661	35.663	42.293
2	1	1:53.336	28.921	39.846	44.569	10	1	2:15.158	32.283	42.219	
3	1	1:52.495	27.266	40.909	44.320	11	1	4:27.844	3:05.207	39.627	43.010
4	1	1:49.134	29.290	37.268	42.576	12	1	1:44.057	26.492	35.085	42.480
5	1	1:45.787	26.605	34.992	44.190	13	1	1:44.095	27.652	34.946	41.497
6	1	1:43.868	26.506	35.200	42.162	14	1	1:43.546	26.378	35.127	42.041
7	1	1:44.251	26.722	35.362	42.167	15	1	1:43.280	26.376	35.007	41.897
8	1	1:56.894	27.171	43.477	46.246						

88 Roberto Benedetti (ITA) ()

Theoretische Bestzeit: 1:42.795

Lap	D	Time	S1	S2	S3	Lap	D	Time	S1	S2	S3
1	1	1:57.325	38.979	36.112	42.234	8	1	1:43.358	26.770	34.560	42.028
2	1	1:44.169	26.924	34.799	42.446	9	1	2:02.235	26.535	34.574	
3	1	1:51.556	29.070	39.875	42.611	10	1	6:47.405	5:29.039	36.349	42.017
4	1	1:43.672	26.864	34.783	42.025	11	1	1:43.203	26.501	34.701	42.001
5	1	1:45.034	26.831	34.799	43.404	12	1	1:49.185	26.375	34.520	48.290
6	1	1:43.493	27.073	34.477	41.943	13	1	1:50.122	29.566	38.391	42.165
7	1	1:43.933	26.772	34.570	42.591	14	1	2:08.689	26.393	37.380	

99 Alina Loibnegger (AUT) ()

Theoretische Bestzeit:

Lap	D	Time	S1	S2	S3	Lap	D	Time	S1	S2	S3
1	1	5:45.931	4:03.546	40.703							