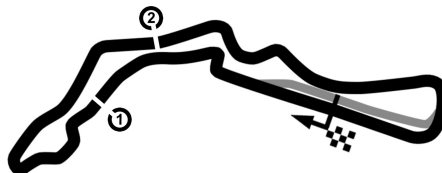


CZECH TRUCK PRIX 2023

Autodrom Most, length 4212 m

25. - 27. August 2023

Nascar Whelen Euro Series 2



Lap Analysis free practice 1, 25.08.2023

-Reg.No.: 004ZAO230814

1 Stefani Mogorovic (HRV) ()

Theoretische Bestzeit: 2:03.299

Lap	D	Time	S1	S2	S3	Lap	D	Time	S1	S2	S3
1	1	9:44.457	7:49.313	53.273	1:01.871	6	1	2:18.348	38.096	45.788	54.464
2	1	2:21.647	36.744	48.073	56.830	7	1	2:14.731	32.484	48.962	53.285
3	1	2:11.106	33.823	44.973	52.310	8	1	2:07.862	32.941	44.188	50.733
4	1	2:16.374	34.099	46.837	55.438	9	1	2:06.392	31.571	43.297	51.524
5	1	3:01.571	34.361	44.736	1:42.474	10	1	2:04.586	31.656	40.995	51.935

3 Paul Jouffreau (FRA) ()

Theoretische Bestzeit: 1:41.922

Lap	D	Time	S1	S2	S3	Lap	D	Time	S1	S2	S3
1	1	6:12.983	4:51.204	37.903	43.876	8	1	2:38.355	26.773	35.096	
2	1	1:45.454	27.342	35.307	42.805	9	1	4:24.094	3:04.826	35.597	43.671
3	1	1:44.053	26.511	34.827	42.715	10	1	1:43.397	26.651	34.817	41.929
4	1	1:43.309	26.374	34.818	42.117	11	1	1:42.774	26.538	34.589	41.647
5	1	1:42.878	26.372	34.656	41.850	12	1	1:41.925	26.317	34.240	41.368
6	1	1:44.421	26.439	35.883	42.099	13	1	1:45.456	26.486	35.253	43.717
7	1	1:45.767	26.314	36.827	42.626						

5 Vladimiro Tziortzis (CYP) ()

Theoretische Bestzeit: 1:41.871

Lap	D	Time	S1	S2	S3	Lap	D	Time	S1	S2	S3
1	1	7:48.863	6:28.427	37.906	42.530	7	1	4:13.491	26.445	34.308	
2	1	1:44.631	26.368	34.869	43.394	8	1	2:09.556	52.188	35.328	42.040
3	1	1:43.313	26.726	34.564	42.023	9	1	1:43.361	26.704	34.824	41.833
4	1	1:42.301	26.401	34.386	41.514	10	1	1:42.208	26.523	34.344	41.341
5	1	1:42.636	26.356	34.374	41.906	11	1	3:06.899	26.670	34.248	
6	1	1:45.793	26.418	34.174	45.201						

7 Martin Doubek (CZE) ()

Theoretische Bestzeit: 1:42.020

Lap	D	Time	S1	S2	S3	Lap	D	Time	S1	S2	S3
1	1	4:14.510	2:49.217	41.188	44.105	8	1	2:51.092	33.828	1:02.277	1:14.987
2	1	1:43.601	26.878	34.471	42.252	9	1	1:45.695	27.095	36.631	41.969
3	1	1:45.503	26.855	36.097	42.551	10	1	1:44.740	26.886	34.972	42.882
4	1	1:43.319	26.493	34.162	42.664	11	1	1:46.246	28.390	35.577	42.279
5	1	1:58.559	26.838	34.490		12	1	1:42.614	26.813	34.199	41.602
6	1	3:39.349	2:16.878	38.826	43.645	13	1	1:42.288	26.761	34.007	41.520
7	1	1:53.705	29.956	38.915	44.834	14	1	2:06.967	27.411	37.921	

8 Paolo Valeri (ITA) ()

Theoretische Bestzeit: 1:45.394

Lap	D	Time	S1	S2	S3	Lap	D	Time	S1	S2	S3
1	1	4:36.314	3:06.636	41.865	47.813	5	1	1:53.637	28.674	38.014	46.949
2	1	1:49.730	28.781	37.075	43.874	6	1	1:46.081	27.156	36.106	42.819
3	1	1:47.244	26.889	35.899	44.456	7	1	1:45.654	26.841	35.734	43.079
4	1	1:49.290	29.114	36.499	43.677	8	1	2:25.127	32.509	40.557	

9 Valerio Marzi (ITA) ()

Theoretische Bestzeit: 1:44.739

Lap	D	Time	S1	S2	S3	Lap	D	Time	S1	S2	S3
1	1	6:41.208	5:05.834	45.715	49.659	7	1	1:45.886	27.102	35.692	43.092
2	1	1:58.653	30.643	41.748	46.262	8	1	3:07.576	29.550	55.031	
3	1	1:50.964	29.132	37.581	44.251	9	1	4:57.665	3:33.885	40.142	43.638
4	1	1:50.611	30.252	36.796	43.563	10	1	1:45.504	27.237	35.382	42.885
5	1	1:47.579	27.343	36.444	43.792	11	1	1:49.056	27.219	35.299	46.538
6	1	1:46.581	26.960	36.010	43.611	12	1	1:44.928	27.149	35.243	42.536

14 Arianna Casoli (ITA) ()

Theoretische Bestzeit: 2:01.818

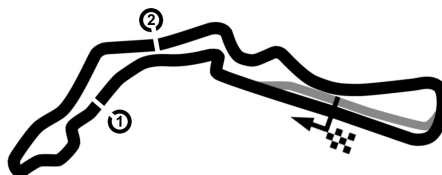
Lap	D	Time	S1	S2	S3	Lap	D	Time	S1	S2	S3
1	1	16:32.373	14:44	48.893	58.725	5	1	2:07.705	31.958	44.444	51.303
2	1	3:07.217	36.578	55.575	1:35.064	6	1	2:08.925	31.090	45.098	52.737
3	1	2:15.155	36.246	45.401	53.508	7	1	2:01.818	30.787	40.155	50.876
4	1	2:13.238	32.082	47.804	53.352						

CZECH TRUCK PRIX 2023

Autodrom Most, length 4212 m

25. - 27. August 2023

Nascar Whelen Euro Series 2



Lap Analysis free practice 1, 25.08.2023

-Reg.No.: 004ZAO230814

18 Claudio Remigio Cappelli (ITA) ()

Theoretische Bestzeit: 1:44.718

Lap	D	Time	S1	S2	S3	Lap	D	Time	S1	S2	S3
1	1	3:05.366	1:36.091	41.923	47.352	9	1	1:47.047	27.336	36.877	42.834
2	1	1:50.082	29.179	36.927	43.976	10	1	3:23.891	27.420	51.220	
3	1	1:46.370	27.872	35.596	42.902	11	1	3:30.704	2:10.894	36.115	43.695
4	1	1:47.127	28.357	35.383	43.387	12	1	1:48.466	27.532	37.678	43.256
5	1	1:46.714	27.441	35.573	43.700	13	1	1:51.694	27.529	34.976	49.189
6	1	1:46.689	28.117	35.368	43.204	14	1	1:45.196	27.442	35.234	42.520
7	1	1:46.097	27.812	35.476	42.809	15	1	1:45.791	27.384	35.290	43.117
8	1	1:45.669	27.222	35.290	43.157						

27 Patrick Schober (AUT) ()

Theoretische Bestzeit: 1:44.547

Lap	D	Time	S1	S2	S3	Lap	D	Time	S1	S2	S3
1	1	2:47.194	1:03.037	48.418	55.739	8	1	2:00.193	30.899	38.813	50.481
2	1	2:27.431	34.162	45.459		9	1	1:55.141	28.948	39.101	47.092
3	1	5:43.886	4:12.082	43.078	48.726	10	1	1:44.950	27.166	35.350	42.434
4	1	1:57.821	29.869	39.812	48.140	11	1	1:52.939	29.871	39.077	43.991
5	1	1:56.843	30.508	39.166	47.169	12	1	1:44.697	27.074	35.387	42.236
6	1	1:58.856	31.853	40.045	46.958	13	1	2:03.158	26.961	35.520	
7	1	2:50.366	30.829	48.391	1:31.146						

34 Thomas Toffel (CHE) ()

Theoretische Bestzeit: 1:43.663

Lap	D	Time	S1	S2	S3	Lap	D	Time	S1	S2	S3
1	1	4:19.987	2:52.156	40.197	47.634	8	1	2:10.102	51.061	36.244	42.797
2	1	1:56.437	29.822	38.958	47.657	9	1	1:45.466	26.896	35.672	42.898
3	1	2:12.358	28.313	38.829		10	1	1:44.760	26.571	35.819	42.370
4	1	4:50.278	3:29.365	37.232	43.681	11	1	1:44.877	26.950	35.787	42.140
5	1	1:46.210	26.943	35.880	43.387	12	1	1:44.465	26.743	35.027	42.695
6	1	1:48.064	27.008	36.649	44.407	13	1	1:43.797	26.682	34.952	42.163
7	1	3:50.066	27.385	44.563							

40 Matthias Hauer (DEU) ()

Theoretische Bestzeit: 1:51.858

Lap	D	Time	S1	S2	S3	Lap	D	Time	S1	S2	S3
1	1	8:10.251	6:23.791	48.891	57.569	7	1	2:01.165	29.865	41.963	49.337
2	1	2:31.677	34.258	45.537		8	1	1:55.426	29.807	39.356	46.263
3	1	4:22.036	2:47.907	40.880	53.249	9	1	1:54.595	30.201	38.032	46.362
4	1	2:04.441	32.524	41.084	50.833	10	1	1:52.491	28.603	37.565	46.323
5	1	2:48.483	34.312	56.446	1:17.725	11	1	1:52.063	28.489	37.770	45.804
6	1	2:02.225	31.736	41.610	48.879						

46 Nick Schneider (BRA) ()

Theoretische Bestzeit: 1:44.712

Lap	D	Time	S1	S2	S3	Lap	D	Time	S1	S2	S3
1	1	16:56.809	15:29	38.583	48.259	5	1	1:50.202	27.993	38.135	44.074
2	1	2:43.916	28.100	42.451	1:33.365	6	1	1:45.645	27.321	35.534	42.790
3	1	1:50.276	30.040	36.370	43.866	7	1	1:45.295	27.082	35.604	42.609
4	1	1:48.526	27.980	36.444	44.102	8	1	1:47.358	26.834	35.269	45.255

48 Jack Davidson (GBR) ()

Theoretische Bestzeit: 1:43.032


Lap	D	Time	S1	S2	S3	Lap	D	Time	S1	S2	S3
1	1	10:08.376	8:45.029	40.180	43.167	7	1	1:46.460	27.347	35.273	43.840
2	1	1:44.577	26.801	34.991	42.785	8	1	1:44.185	26.961	35.032	42.192
3	1	1:43.842	26.696	34.951	42.195	9	1	1:44.907	27.020	35.675	42.212
4	1	1:43.578	26.768	34.928	41.882	10	1	1:43.356	26.987	34.574	41.795
5	1	2:22.436	39.378	46.246	56.812	11	1	1:43.810	27.239	34.671	41.900
6	1	2:22.212	42.215	53.160	46.837	12	1	1:49.140	26.949	34.541	47.650

CZECH TRUCK PRIX 2023

Autodrom Most, length 4212 m

25. - 27. August 2023

Nascar Whelen Euro Series 2



Lap Analysis free practice 1, 25.08.2023

-Reg.No.: 004ZAO230814

50 Gil Linster (LUX) ()

Theoretische Bestzeit: 1:41.872

Lap	D	Time	S1	S2	S3	Lap	D	Time	S1	S2	S3
1	1	5:40.394	4:22.275	35.413	42.706	7	1	6:23.667	5:07.060	34.720	41.887
2	1	1:43.325	26.711	34.746	41.868	8	1	1:42.731	26.628	34.494	41.609
3	1	1:43.989	26.706	35.273	42.010	9	1	1:54.343	26.742	34.520	
4	1	1:43.018	26.474	34.937	41.607	10	1	2:09.259	53.542	34.450	41.267
5	1	1:43.211	26.483	34.415	42.313	11	1	1:42.695	26.487	34.239	41.969
6	1	1:57.378	27.051	34.860		12	1	1:42.890	27.492	34.161	41.237

56 Sven Van Laere (BEL) ()

Theoretische Bestzeit: 2:15.359

Lap	D	Time	S1	S2	S3	Lap	D	Time	S1	S2	S3
1	1	14:42.326	13:01	46.813	54.382	2	1	2:38.373	34.164	48.516	

64 Eric Quintal (FRA) ()

Theoretische Bestzeit: 2:04.024

Lap	D	Time	S1	S2	S3	Lap	D	Time	S1	S2	S3
1	1	14:31.282	12:53	47.933	49.363	4	1	2:15.282	39.998	44.143	51.141
2	1	2:07.436	31.431	44.705	51.300	5	1	2:42.061	37.496	46.788	
3	1	2:35.030	31.080	45.499	1:18.451	6	1	5:30.430	3:31.096	43.581	

65 Riccardo Romagnoli (ITA) ()

Theoretische Bestzeit: 1:47.553

Lap	D	Time	S1	S2	S3	Lap	D	Time	S1	S2	S3
1	1	5:20.240	3:59.240	36.806	44.194	3	1	2:06.271	28.213	36.541	
2	1	1:47.641	27.070	36.289	44.282						

66 Thomas Dombrowski (FRA) ()

Theoretische Bestzeit: 1:43.776

Lap	D	Time	S1	S2	S3	Lap	D	Time	S1	S2	S3
1	1	3:11.222	1:43.028	40.653	47.541	9	1	1:44.538	26.783	35.109	42.646
2	1	1:48.822	28.089	37.070	43.663	10	1	2:35.044	26.911	53.720	1:14.413
3	1	1:47.277	27.539	36.008	43.730	11	1	1:45.879	27.613	35.998	42.268
4	1	1:45.684	27.499	35.654	42.531	12	1	1:44.435	26.940	35.165	42.330
5	1	1:44.947	26.798	35.215	42.934	13	1	1:47.145	27.673	36.629	42.843
6	1	1:44.552	26.826	35.019	42.707	14	1	1:44.735	26.976	34.890	42.869
7	1	1:45.199	26.618	35.845	42.736	15	1	1:44.290	26.892	35.023	42.375
8	1	1:44.262	26.622	35.077	42.563	16	1	1:45.167	26.706	35.649	42.812

69 Melvin De Groot (NLD) ()

Theoretische Bestzeit: 1:43.659

Lap	D	Time	S1	S2	S3	Lap	D	Time	S1	S2	S3
1	1	4:59.545	3:36.503	38.407	44.635	7	1	1:44.309	26.772	34.994	42.543
2	1	1:45.811	27.508	35.561	42.742	8	1	1:44.073	26.831	34.806	42.436
3	1	1:46.184	27.281	36.077	42.826	9	1	2:38.657	28.888	54.621	1:15.148
4	1	1:44.300	26.777	35.101	42.422	10	1	1:45.259	26.748	36.281	42.230
5	1	1:44.358	26.744	34.933	42.681	11	1	1:44.587	26.735	35.327	42.525
6	1	1:43.719	26.623	34.841	42.255	12	1	2:08.239	28.259	38.091	

72 Michael Bleekemolen (NLD) ()

Theoretische Bestzeit: 1:43.737

Lap	D	Time	S1	S2	S3	Lap	D	Time	S1	S2	S3
1	1	3:11.140	1:38.245	43.485	49.410	9	1	2:07.345	26.687	35.408	
2	1	1:53.443	29.705	38.018	45.720	10	1	4:19.496	2:54.559	39.318	45.619
3	1	1:48.693	27.439	36.855	44.399	11	1	1:50.040	27.252	38.691	44.097
4	1	1:46.749	26.934	36.289	43.526	12	1	1:47.734	26.827	37.860	43.047
5	1	1:45.923	26.761	35.690	43.472	13	1	1:43.930	26.627	35.000	42.303
6	1	1:44.781	26.562	35.264	42.955	14	1	1:56.845	26.626	35.014	55.205
7	1	1:45.258	26.844	35.463	42.951	15	1	1:46.442	26.632	37.014	42.796
8	1	1:44.447	26.434	35.207	42.806						

88 Roberto Benedetti (ITA) ()

Theoretische Bestzeit: 1:44.058

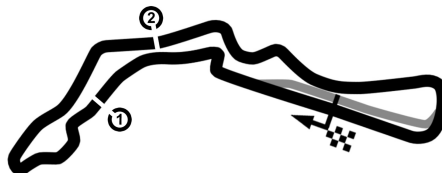
Lap	D	Time	S1	S2	S3	Lap	D	Time	S1	S2	S3
1	1	5:18.121	3:55.431	38.116	44.574	5	1	1:45.868	27.713	35.900	42.255
2	1	1:45.084	26.956	35.479	42.649	6	1	1:46.170	26.596	37.281	42.293
3	1	1:44.817	26.773	35.486	42.558	7	1	6:33.496	26.599	35.345	
4	1	1:44.414	26.878	35.419	42.117	8	1	9:43.673	8:18.695	39.221	45.757

CZECH TRUCK PRIX 2023

Autodrom Most, length 4212 m

25. - 27. August 2023

Nascar Whelen Euro Series 2



Lap Analysis free practice 1, 25.08.2023

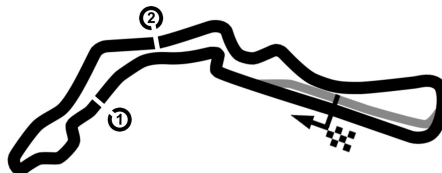
-Reg.No.: 004ZAO230814

CZECH TRUCK PRIX 2023

Autodrom Most, length 4212 m

25. - 27. August 2023

Nascar Whelen Euro Series 2



Lap Analysis free practice 1, 25.08.2023

-Reg.No.: 004ZAO230814

99 Alina Loibnegger (AUT) ()

Theoretische Bestzeit: 1:45.355

Lap	D	Time		S1	S2	S3	Lap	D	Time		S1	S2	S3
1	1	9:26.305	7:59.866	40.585	45.854		7	1	1:56.761	36.985	36.267	43.509	
2	1	1:51.533	29.133	37.061	45.339		8	1	1:46.356	27.271	36.038	43.047	
3	1	1:48.367	27.632	36.849	43.886		9	1	1:46.806	27.238	36.263	43.305	
4	1	1:49.415	28.100	37.325	43.990		10	1	1:46.311	27.322	35.974	43.015	
5	1	1:47.360	27.585	36.264	43.511		11	1	1:47.913	27.066	36.036	44.811	
6	1	2:29.385	27.657	40.494	1:21.234		12	1	1:45.430	26.862	35.478	43.090	