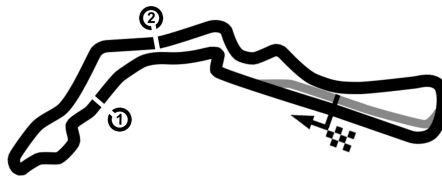


CZECH TRUCK PRIX 2023

Autodrom Most, length 4212 m

25. - 27. August 2023

Formel V



Lap Analysis race 2, 27.08.2023

-Reg.No.: 004ZAO230814

101 Calvin Stauff (DEU) (Autodynamics Mk1)

Theoretische Bestzeit: 2:46.201

Lap	D	Time	S1	S2	S3	Lap	D	Time	S1	S2	S3
1	1	3:11.645	1:03.200	59.114	1:09.331	6	1	2:54.878	42.365	59.445	1:13.068
2	1	3:04.427	40.938	1:05.708	1:17.781	7	1	2:51.450	42.006	57.561	1:11.883
3	1	3:04.561	46.307	1:01.862	1:16.392	8	1	2:51.578	42.085	58.854	1:10.639
4	1	3:35.479	1:08.520	1:08.886	1:18.073	9	1	2:48.869	41.794	55.932	1:11.143
5	1	2:52.676	41.999	59.149	1:11.528						

200 Robert Waschak (AUT) (Austro Vau FV 1300)

Theoretische Bestzeit: 2:30.149

Lap	D	Time	S1	S2	S3	Lap	D	Time	S1	S2	S3
1	1	2:53.096	56.777	54.189	1:02.131	6	1	2:35.306	39.324	52.187	1:03.795
2	1	2:41.280	38.793	52.200	1:10.287	7	1	2:34.082	38.472	52.036	1:03.574
3	1	3:30.888	40.200	56.337	1:54.351	8	1	2:40.085	38.021	58.877	1:03.187
4	1	3:35.595	1:12.132	1:09.385	1:14.078	9	1	2:33.686	37.775	52.206	1:03.705
5	1	2:48.700	38.122	52.978	1:17.600	10	1	2:31.239	37.505	50.514	1:03.220

203 Eckardt Guhl (DEU) (Burkhart FV 1300)

Theoretische Bestzeit: 2:41.531

Lap	D	Time	S1	S2	S3	Lap	D	Time	S1	S2	S3
1	1	2:52.727	51.444	54.879	1:06.404	6	1	2:46.051	40.257	56.394	1:09.400
2	1	2:48.292	43.015	55.532	1:09.745	7	1	2:50.567	41.538	58.129	1:10.900
3	1	3:27.901	44.309	1:00.339	1:43.253	8	1	2:45.128	40.248	56.307	1:08.573
4	1	3:36.512	1:11.748	1:09.723	1:15.041	9	1	2:44.810	40.248	55.510	1:09.052
5	1	3:10.560	41.102	56.679	1:32.779						

249 Johanna Adenacker (DEU) (RPB FV 1300)

Theoretische Bestzeit: 2:47.529

Lap	D	Time	S1	S2	S3	Lap	D	Time	S1	S2	S3
1	1	3:13.629	1:04.526	58.596	1:10.501	6	1	2:50.070	41.727	57.354	1:10.989
2	1	2:55.766	39.899	57.706	1:18.161	7	1	2:49.686	41.016	57.123	1:11.547
3	1	3:06.393	45.451	1:02.244	1:18.698	8	1	2:50.276	41.830	57.140	1:11.306
4	1	3:37.775	1:11.271	1:08.713	1:17.791	9	1	2:49.529	40.907	57.543	1:11.079
5	1	2:52.646	41.237	58.569	1:12.840						

301 Nick Wittkuhn (DEU) (Kaimann FV 1300)

Theoretische Bestzeit: 2:26.973

Lap	D	Time	S1	S2	S3	Lap	D	Time	S1	S2	S3
1	1	3:03.448	43.185	1:20.770	59.493	6	1	2:38.758	38.700	55.497	1:04.561
2	1	2:39.946	36.349	51.131	1:12.466	7	1	2:33.926	37.464	53.068	1:03.394
3	1	3:27.112	45.292	59.314	1:42.506	8	1	2:34.584	37.923	54.165	1:02.496
4	1	3:35.064	1:11.955	1:09.526	1:13.583	9	1	2:33.587	37.865	53.029	1:02.693
5	1	2:54.144	36.451	1:08.693	1:09.000	10	1	2:33.028	37.262	52.697	1:03.069

303 Heinz Hartmann (DEU) (Vogt No. 3)

Theoretische Bestzeit: 2:41.094

Lap	D	Time	S1	S2	S3	Lap	D	Time	S1	S2	S3
1	1	3:00.429	59.726	54.683	1:06.021	6	1	2:47.118	41.691	57.369	1:08.058
2	1	2:52.726	41.872	57.563	1:13.291	7	1	2:48.526	41.456	56.986	1:10.084
3	1	3:20.416	44.090	59.589	1:36.737	8	1	2:44.892	41.407	55.788	1:07.697
4	1	3:36.945	1:12.587	1:08.604	1:15.754	9	1	2:43.199	40.391	54.957	1:07.851
5	1	2:48.542	41.382	57.722	1:09.438						

310 Andreas Mundt (DEU) (Killroy VOR 01)

Theoretische Bestzeit: 2:35.301

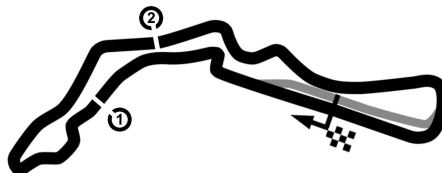
Lap	D	Time	S1	S2	S3	Lap	D	Time	S1	S2	S3
1	1	3:03.525	1:05.005	56.446	1:02.074	6	1	2:42.908	40.173	54.576	1:08.159
2	1	2:43.506	39.035	55.749	1:08.722	7	1	2:44.051	40.792	54.857	1:08.402
3	1	3:25.358	44.200	58.515	1:42.643	8	1	2:41.336	39.816	54.192	1:07.328
4	1	3:36.460	1:12.382	1:08.778	1:15.300	9	1	2:41.093	39.220	55.321	1:06.552
5	1	2:46.511	40.107	56.941	1:09.463						

CZECH TRUCK PRIX 2023

Autodrom Most, length 4212 m

25. - 27. August 2023

Formel V



Lap Analysis race 2, 27.08.2023

-Reg.No.: 004ZAO230814

322 Jürgen Gebhardt (DEU) (Sigus/Sammal Mateju Typ 4)

Theoretische Bestzeit: 2:37.528

Lap	D	Time	S1	S2	S3	Lap	D	Time	S1	S2	S3
1	1	2:53.083	54.865	52.379	1:05.839	6	1	2:40.707	40.399	55.133	1:05.171
2	1	2:46.699	40.803	53.377	1:12.519	7	1	3:07.711	39.974	53.420	1:34.317
3	1	3:27.938	43.829	57.227	1:46.882	8	1	2:43.553	43.355	53.843	1:06.355
4	1	3:35.446	1:11.778	1:09.976	1:13.692	9	1	2:44.600	40.749	55.932	1:07.919
5	1	2:45.790	41.026	56.607	1:08.157						

325 Heinrich Heuschele (DEU) (Kaimann MK 4)

Theoretische Bestzeit: 2:49.089

Lap	D	Time	S1	S2	S3	Lap	D	Time	S1	S2	S3
1	1	3:15.083	1:02.171	59.826	1:13.086	6	1	2:51.942	42.441	59.025	1:10.476
2	1	3:00.425	41.795	1:00.631	1:17.999	7	1	2:54.378	43.047	58.387	1:12.944
3	1	3:04.519	46.349	1:01.777	1:16.393	8	1	2:49.336	42.042	57.798	1:09.491
4	1	3:35.438	1:08.307	1:09.120	1:18.011	9	1	2:49.964	41.951	58.145	1:09.868
5	1	2:52.878	42.245	58.634	1:11.999						

333 Fredi Huwiler (CHE) (Steck EST2)

Theoretische Bestzeit: 2:38.481

Lap	D	Time	S1	S2	S3	Lap	D	Time	S1	S2	S3
1	1	2:57.051	57.154	55.209	1:04.681	6	1	2:43.998	40.180	56.068	1:07.750
2	1	2:47.277	40.474	55.010	1:11.793	7	1	2:44.076	39.995	55.633	1:08.448
3	1	3:27.015	45.242	59.154	1:42.619	8	1	2:40.600	39.666	54.569	1:06.365
4	1	3:36.622	1:12.250	1:09.091	1:15.281	9	1	2:40.284	39.224	55.158	1:05.902
5	1	2:49.521	40.360	56.804	1:12.357						

334 Ingolf Sieber (DEU) (Fuchs FV 1300)

Theoretische Bestzeit: 2:31.667

Lap	D	Time	S1	S2	S3	Lap	D	Time	S1	S2	S3
1	1	2:46.245	49.211	53.550	1:03.484	6	1	2:36.716	37.958	53.824	1:04.934
2	1	2:37.209	38.408	52.861	1:05.940	7	1	2:33.584	36.792	52.287	1:04.505
3	1	3:41.271	43.286	59.115	1:58.870	8	1	2:31.739	36.864	51.577	1:03.291
4	1	3:33.986	1:09.948	1:11.072	1:12.966	9	1	2:44.735	37.203	1:02.641	1:04.891
5	1	2:36.656	38.442	53.833	1:04.381	10	1	2:34.492	37.245	52.876	1:04.371

411 Bernhard Zimmermann (AUT) (Kaimann Super V)

Theoretische Bestzeit: 2:37.218

Lap	D	Time	S1	S2	S3	Lap	D	Time	S1	S2	S3
1	1	3:16.460	1:07.720	56.859	1:11.881	6	1	2:49.658	41.905	58.666	1:09.087
2	1	3:11.482	41.197	1:14.508	1:15.777	7	1	2:46.104	39.867	55.366	1:10.871
3	1	2:59.434	45.703	1:00.847	1:12.884	8	1	2:37.218	38.731	53.295	1:05.191
4	1	3:29.928	1:03.897	1:08.549	1:17.482	9	1	2:39.742	39.200	53.677	1:06.865
5	1	2:52.719	41.965	1:00.117	1:10.637						

429 Marco Wittkuhn (DEU) (Royale RP9)

Theoretische Bestzeit: 2:29.390

Lap	D	Time	S1	S2	S3	Lap	D	Time	S1	S2	S3
1	1	2:43.542	45.055	55.709	1:02.778	6	1	2:35.128	38.125	53.294	1:03.709
2	1	2:38.201	37.500	53.508	1:07.193	7	1	2:31.011	37.013	51.815	1:02.181
3	1	3:41.865	44.042	59.059	1:58.764	8	1	2:29.444	35.843	51.364	1:02.237
4	1	3:34.097	1:10.111	1:10.951	1:13.035	9	1	2:33.801	37.177	53.765	1:02.859
5	1	2:44.534	36.716	1:02.836	1:04.982	10	1	2:31.855	36.993	52.172	1:02.690

502 Thomas Cramer (DEU) (ASS-Lola T326)

Theoretische Bestzeit: 2:30.385

Lap	D	Time	S1	S2	S3	Lap	D	Time	S1	S2	S3
1	1	2:32.770	39.727	49.796	1:03.241	2	1	2:42.828	37.342	53.577	1:11.909

503 Walter Müller (DEU) (Ralt RT-5)

Theoretische Bestzeit: 2:32.907


Lap	D	Time	S1	S2	S3	Lap	D	Time	S1	S2	S3
1	1	2:40.208	44.751	53.036	1:02.421	3	1	3:41.588	43.975	58.342	1:59.271
2	1	2:38.941	37.450	54.593	1:06.898						

CZECH TRUCK PRIX 2023

Autodrom Most, length 4212 m

25. - 27. August 2023

Formel V



Lap Analysis race 2, 27.08.2023

-Reg.No.: 004ZAO230814

601 Stephanie Hohls (DEU) (Scarab MK 2)

Theoretische Bestzeit: 2:35.728

Lap	D	Time	S1	S2	S3	Lap	D	Time	S1	S2	S3
1	1	2:54.380	55.932	56.015	1:02.431	6	1	2:43.195	39.237	55.823	1:08.135
2	1	2:48.077	40.151	54.058	1:13.868	7	1	2:46.167	40.661	55.640	1:09.866
3	1	3:27.008	44.522	1:00.194	1:42.292	8	1	2:40.849	39.648	54.269	1:06.932
4	1	3:36.480	1:11.817	1:09.850	1:14.813	9	1	2:40.975	39.244	55.323	1:06.408
5	1	2:48.579	41.381	56.562	1:10.636						

701 Joe Welzel (DEU) (DRM PRT)

Theoretische Bestzeit: 2:12.145

Lap	D	Time	S1	S2	S3	Lap	D	Time	S1	S2	S3
1	1	2:17.692	39.387	44.289	54.016	6	1	2:16.665	34.383	46.048	56.234
2	1	2:16.046	33.840	45.449	56.757	7	1	2:17.072	34.708	46.328	56.036
3	1	4:22.077	51.199	1:24.416	2:06.462	8	1	2:17.268	34.357	46.558	56.353
4	1	3:32.284	1:09.259	1:11.781	1:11.244	9	1	2:19.765	35.779	46.357	57.629
5	1	2:18.173	35.074	46.421	56.678	10	1	2:18.242	33.865	47.779	56.598

702 Tom Eder (DEU) (Tatuus RMS Jet 2)

Theoretische Bestzeit: 2:18.477

Lap	D	Time	S1	S2	S3	Lap	D	Time	S1	S2	S3
1	1	2:29.622	44.507	47.745	57.370	6	1	2:21.439	35.121	48.347	57.971
2	1	2:27.547	34.083	47.604	1:05.860	7	1	2:19.047	34.467	47.252	57.328
3	1	4:00.192	43.111	1:10.491	2:06.590	8	1	2:18.994	34.202	47.650	57.142
4	1	3:31.610	1:08.981	1:11.868	1:10.761	9	1	2:23.979	34.602	49.894	59.483
5	1	2:20.435	35.202	47.374	57.859	10	1	2:24.876	34.729	49.325	1:00.822

705 Rhett Silver (DEU) (Kogo PV 1-01)

Theoretische Bestzeit: 2:25.630

Lap	D	Time	S1	S2	S3	Lap	D	Time	S1	S2	S3
1	1	2:42.071	48.055	52.964	1:01.052	6	1	2:29.372	36.411	51.668	1:01.293
2	1	2:38.194	37.782	53.971	1:06.441	7	1	2:31.011	36.842	52.851	1:01.318
3	1	3:41.442	43.921	58.244	1:59.277	8	1	2:28.663	35.866	51.496	1:01.301
4	1	3:33.128	1:10.266	1:11.345	1:11.517	9	1	2:28.994	35.526	51.743	1:01.725
5	1	2:26.286	36.182	50.979	59.125	10	1	2:28.431	35.759	51.479	1:01.193

726 Christoph Wohn (DEU) (Kogo PV1-03)

Theoretische Bestzeit: 2:21.210

Lap	D	Time	S1	S2	S3	Lap	D	Time	S1	S2	S3
1	1	2:40.509	45.506	52.889	1:02.114	6	1	2:21.701	34.202	49.366	58.133
2	1	2:36.335	34.485	50.367	1:11.483	7	1	2:22.815	34.054	49.939	58.822
3	1	3:41.531	43.309	58.175	2:00.047	8	1	2:22.477	34.453	49.493	58.531
4	1	3:32.825	1:08.795	1:11.554	1:12.476	9	1	2:23.370	34.333	49.217	59.820
5	1	2:22.930	35.363	49.023	58.544	10	1	2:24.182	34.455	51.316	58.411

786 Klaus Dober (DEU) (DRM PRT)

Theoretische Bestzeit: 2:24.367

Lap	D	Time	S1	S2	S3	Lap	D	Time	S1	S2	S3
1	1	2:41.139	46.544	53.707	1:00.888	6	1	2:24.813	35.585	49.697	59.531
2	1	2:36.477	37.167	54.598	1:04.712	7	1	2:27.183	36.321	49.848	1:01.014
3	1	3:41.410	43.792	58.171	1:59.447	8	1	2:26.788	36.501	49.866	1:00.421
4	1	3:34.317	1:09.514	1:11.220	1:13.583	9	1	2:26.409	36.657	49.251	1:00.501
5	1	2:27.108	36.163	50.325	1:00.620	10	1	2:27.802	36.031	50.224	1:01.547