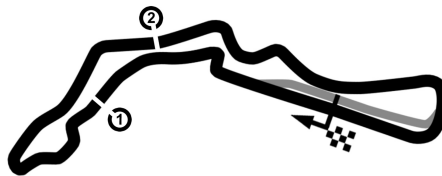


CZECH TRUCK PRIX 2023

Autodrom Most, length 4212 m

25. - 27. August 2023

Formel V



Lap Analysis qualifying, 25.08.2023

-Reg.No.: 004ZAO230814

101 Calvin Stauff (DEU) (Autodynamics Mk1)

Theoretische Bestzeit: 2:29.195

Lap	D	Time	S1	S2	S3	Lap	D	Time	S1	S2	S3
1	1	3:21.996	1:20.795	55.508	1:05.693	6	1	2:33.642	41.355	50.499	1:01.788
2	1	2:34.390	41.995	51.283	1:01.112	7	1	2:32.565	41.708	49.852	1:01.005
3	1	2:34.704	40.614	51.207	1:02.883	8	1	2:30.976	41.157	49.466	1:00.353
4	1	2:30.898	40.807	50.138	59.953	9	1	2:31.655	40.530	49.924	1:01.201
5	1	2:33.653	41.540	50.205	1:01.908	10	1	2:32.318	41.323	48.712	1:02.283

200 Robert Waschak (AUT) (Austro Vau FV 1300)

Theoretische Bestzeit: 2:16.704

Lap	D	Time	S1	S2	S3	Lap	D	Time	S1	S2	S3
1	1	2:52.944	1:10.666	46.424	55.854	2	1	2:17.404	35.679	45.171	56.554

203 Eckardt Guhl (DEU) (Burkhart FV 1300)

Theoretische Bestzeit: 2:13.323

Lap	D	Time	S1	S2	S3	Lap	D	Time	S1	S2	S3
1	1	2:59.091	1:14.373	49.857	54.861	7	1	2:16.931	36.402	45.188	55.341
2	1	2:20.596	38.171	47.226	55.199	8	1	2:14.946	36.904	44.880	53.162
3	1	2:21.593	36.379	45.655	59.559	9	1	2:13.640	36.029	44.350	53.261
4	1	2:15.480	36.105	45.703	53.672	10	1	2:16.211	36.391	46.316	53.504
5	1	2:15.088	35.811	45.402	53.875	11	1	2:14.898	35.929	45.543	53.426
6	1	2:16.648	36.005	45.863	54.780						

218 Wolfgang Rafflenbeul (DEU) (Austro Vau FV 1300)

Theoretische Bestzeit: 2:13.953

Lap	D	Time	S1	S2	S3	Lap	D	Time	S1	S2	S3
1	1	2:45.658	57.319	48.744	59.595	7	1	2:17.648	36.026	45.235	56.387
2	1	2:23.337	36.478	47.930	58.929	8	1	2:18.714	37.963	45.194	55.557
3	1	2:22.441	36.224	48.306	57.911	9	1	2:14.599	35.250	45.124	54.225
4	1	2:16.566	35.148	45.590	55.828	10	1	2:15.993	36.279	44.761	54.953
5	1	2:17.925	35.812	46.101	56.012	11	1	2:15.126	36.041	45.041	54.044
6	1	2:16.933	35.505	46.156	55.272						

229 Kenneth Schlien (DEU) (Fuchs FV 1300)

Theoretische Bestzeit:

Lap	D	Time	S1	S2	S3	Lap	D	Time	S1	S2	S3
1	1	3:55.780	1:25.351	59.954		2	1	6:07.479	3:45.003	55.225	

241 Thomas Mayer (DEU) Martin Mayer (Austro Vau FV 1300)

Theoretische Bestzeit: 2:31.569

Lap	D	Time	S1	S2	S3	Lap	D	Time	S1	S2	S3
1	1	3:21.949				5	1	2:41.023	40.431	55.595	1:04.997
2	1	2:33.433	38.646	51.068	1:03.711	6	1	2:40.207	40.471	54.640	1:05.096
3	1	2:56.941	36.782	53.239		7	1	2:39.697	39.796	54.787	1:05.114
4	1	5:48.225				8	1	2:43.606	40.459	57.633	1:05.514

249 Johanna Adenacker (DEU) (RPB FV 1300)

Theoretische Bestzeit: 2:30.904

Lap	D	Time	S1	S2	S3	Lap	D	Time	S1	S2	S3
1	1	3:13.537	1:10.869	56.902	1:05.766	6	1	2:33.291	38.469	51.846	1:02.976
2	1	2:35.379	39.048	51.470	1:04.861	7	1	2:32.508	38.391	52.003	1:02.114
3	1	2:37.491	39.124	52.837	1:05.530	8	1	2:31.342	38.195	51.063	1:02.084
4	1	2:34.691	39.437	51.863	1:03.391	9	1	2:31.748	39.039	50.892	1:01.811
5	1	2:33.497	38.660	51.173	1:03.664	10	1	2:33.060	38.571	50.968	1:03.521

301 Nick Wittkuhn (DEU) (Kaimann FV 1300)

Theoretische Bestzeit: 1:56.712

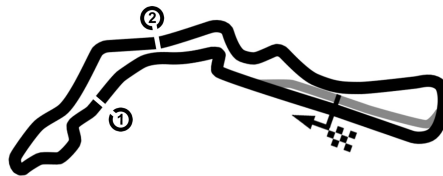
Lap	D	Time	S1	S2	S3	Lap	D	Time	S1	S2	S3
1	1	2:18.257	46.653	42.223	49.381	8	1	2:05.965	33.311	42.090	50.564
2	1	2:00.958	32.210	41.397	47.351	9	1	1:58.862	31.612	39.409	47.841
3	1	2:02.338	32.286	40.285	49.767	10	1	1:59.110	31.216	39.237	48.657
4	1	2:07.721	32.341	42.419	52.961	11	1	1:56.921	31.425	39.133	46.363
5	1	2:00.876	34.572	39.706	46.598	12	1	1:59.558	31.338	39.511	48.709
6	1	1:58.385	31.909	39.916	46.560	13	1	1:59.556	31.231	40.496	47.829
7	1	2:03.706	31.979	42.021	49.706						

CZECH TRUCK PRIX 2023

Autodrom Most, length 4212 m

25. - 27. August 2023

Formel V



Lap Analysis qualifying, 25.08.2023

-Reg.No.: 004ZAO230814

303 Heinz Hartmann (DEU) (Vogt No. 3)

Theoretische Bestzeit: 2:19.067

Lap	D	Time	S1	S2	S3	Lap	D	Time	S1	S2	S3
1	1	2:44.405	56.170	48.950	59.285	7	1	2:21.564	36.379	48.000	57.185
2	1	2:23.795	36.942	48.274	58.579	8	1	2:22.376	37.034	47.442	57.900
3	1	2:23.160	36.382	47.445	59.333	9	1	2:20.334	36.395	46.554	57.385
4	1	2:23.017	36.636	47.200	59.181	10	1	2:19.734	36.391	46.515	56.828
5	1	2:21.055	36.302	46.995	57.758	11	1	2:19.067	36.028	46.321	56.718
6	1	2:21.574	36.286	46.812	58.476						

310 Andreas Mundt (DEU) (Killroy VOR 01)

Theoretische Bestzeit: 2:20.016

Lap	D	Time	S1	S2	S3	Lap	D	Time	S1	S2	S3
1	1	3:13.047	1:17.783	56.349	58.915	2	1	2:32.578	36.384	44.717	

322 Jürgen Gebhardt (DEU) (Sigus/Sammal Mateju Typ 4)

Theoretische Bestzeit: 2:13.878

Lap	D	Time	S1	S2	S3	Lap	D	Time	S1	S2	S3
1	1	3:00.840	1:07.628	51.842	1:01.370	5	1	2:15.073	35.813	44.717	54.543
2	1	2:25.038	40.475	47.829	56.734	6	1	2:14.660	36.048	45.264	53.348
3	1	2:24.483	38.590	46.633	59.260	7	1	2:20.217	37.385	46.623	56.209
4	1	2:18.466	36.938	46.963	54.565	8	1	2:15.485	36.019	45.749	53.717

325 Heinrich Heuschele (DEU) (Kaimann MK 4)

Theoretische Bestzeit: 2:30.795

Lap	D	Time	S1	S2	S3	Lap	D	Time	S1	S2	S3
1	1	3:21.044	1:16.307	58.083	1:06.654	6	1	2:37.930	40.188	52.708	1:05.034
2	1	2:48.435	42.708	56.355	1:09.372	7	1	2:37.018	40.346	53.328	1:03.344
3	1	2:43.693	40.825	54.756	1:08.112	8	1	2:39.812	40.783	54.317	1:04.712
4	1	2:41.245	40.646	54.169	1:06.430	9	1	2:34.231	39.342	53.335	1:01.554
5	1	2:36.879	39.875	52.890	1:04.114	10	1	2:30.795	38.406	51.213	1:01.176

327 Michael Adenacker (DEU) (Javado FV 1300)

Theoretische Bestzeit: 2:34.200

Lap	D	Time	S1	S2	S3	Lap	D	Time	S1	S2	S3
1	1	3:15.237	1:11.897	57.724	1:05.616	6	1	2:43.831	40.849	56.579	1:06.403
2	1	2:39.994	39.250	54.039	1:06.705	7	1	2:38.890	40.423	54.525	1:03.942
3	1	2:40.811	39.090	55.640	1:06.081	8	1	2:41.070	39.830	56.010	1:05.230
4	1	2:43.776	42.186	55.073	1:06.517	9	1	2:37.906	39.247	55.825	1:02.834
5	1	2:42.052	40.013	57.129	1:04.910	10	1	2:37.405	39.573	52.276	1:05.556

333 Fredi Huwiler (CHE) (Steck EST2)

Theoretische Bestzeit: 2:15.386

Lap	D	Time	S1	S2	S3	Lap	D	Time	S1	S2	S3
1	1	2:50.193	1:02.375	50.345	57.473	7	1	2:20.151	37.696	46.744	55.711
2	1	2:19.937	35.455	46.489	57.993	8	1	2:22.044	36.480	49.584	55.980
3	1	2:23.842	37.756	46.368	59.718	9	1	2:19.161	36.278	46.668	56.215
4	1	2:19.081	35.727	45.857	57.497	10	1	2:15.944	35.620	45.550	54.774
5	1	2:17.664	35.062	46.497	56.105	11	1	2:17.664	35.806	46.664	55.194
6	1	2:20.344	35.687	48.823	55.834						

334 Ingolf Sieber (DEU) (Fuchs FV 1300)

Theoretische Bestzeit: 2:08.001

Lap	D	Time	S1	S2	S3	Lap	D	Time	S1	S2	S3
1	1	2:34.908	54.673	45.387	54.848	7	1	2:11.833	33.792	44.485	53.556
2	1	2:14.267	34.607	45.243	54.417	8	1	2:09.533	33.070	43.353	53.110
3	1	2:16.923	33.382	44.859	58.682	9	1	2:09.465	33.146	43.655	52.664
4	1	2:12.943	33.642	44.893	54.408	10	1	2:09.951	33.269	43.807	52.875
5	1	2:10.076	33.202	43.480	53.394	11	1	2:10.662	33.194	43.804	53.664
6	1	2:14.132	33.394	45.530	55.208	12	1	2:08.001	32.671	42.937	52.393

412 Leonhard Sommer (DEU) (RSM-Tasco HT162)

Theoretische Bestzeit: 2:51.633

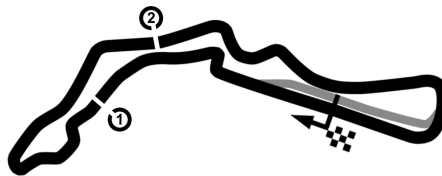
Lap	D	Time	S1	S2	S3	Lap	D	Time	S1	S2	S3
1	1	2:51.633	1:03.186	50.399	58.054						

CZECH TRUCK PRIX 2023

Autodrom Most, length 4212 m

25. - 27. August 2023

Formel V



Lap Analysis qualifying, 25.08.2023

-Reg.No.: 004ZAO230814

429 Marco Wittkuhn (DEU) (Royale RP9)

Theoretische Bestzeit: 1:57.015

Lap	D	Time	S1	S2	S3	Lap	D	Time	S1	S2	S3
1	1	2:25.847	50.124	44.601	51.122	8	1	2:01.378	31.731	40.212	49.435
2	1	2:02.516	32.403	40.791	49.322	9	1	1:58.552	30.555	39.934	48.063
3	1	2:02.791	31.381	40.009	51.401	10	1	1:58.456	30.730	39.361	48.365
4	1	2:06.053	31.251	41.477	53.325	11	1	1:57.490	31.030	39.240	47.220
5	1	2:00.949	31.168	42.100	47.681	12	1	1:59.676	30.677	39.243	49.756
6	1	1:58.925	31.174	39.864	47.887	13	1	1:59.424	30.878	40.199	48.347
7	1	1:59.754	30.768	40.319	48.667						

501 Markus von Haken (DEU) (Lola T620)

Theoretische Bestzeit: 1:49.589

Lap	D	Time	S1	S2	S3	Lap	D	Time	S1	S2	S3
1	1	2:13.672	41.284	44.501	47.887	8	1	1:51.131	28.925	37.444	44.762
2	1	1:51.494	29.029	37.667	44.798	9	1	1:52.577	28.627	37.045	46.905
3	1	1:54.458	29.000	37.399	48.059	10	1	1:52.348	29.159	37.260	45.929
4	1	1:58.269	29.577	38.633	50.059	11	1	1:53.054	30.072	37.184	45.798
5	1	1:54.209	28.501	38.144	47.564	12	1	1:50.204	28.868	37.093	44.243
6	1	1:53.539	29.925	38.050	45.564	13	1	2:00.886	28.301	42.183	50.402
7	1	1:54.827	28.357	38.789	47.681						

502 Thomas Cramer (DEU) (ASS-Lola T326)

Theoretische Bestzeit: 1:52.024

Lap	D	Time	S1	S2	S3	Lap	D	Time	S1	S2	S3
1	1	2:23.555	48.494	45.303	49.758	8	1	1:56.338	30.258	39.824	46.256
2	1	1:59.267	30.920	40.919	47.428	9	1	1:55.420	31.035	38.611	45.774
3	1	1:58.425	30.541	39.528	48.356	10	1	1:53.031	28.946	38.606	45.479
4	1	2:04.655	29.751	40.285	54.619	11	1	1:53.026	29.132	38.440	45.454
5	1	1:57.431	30.058	40.323	47.050	12	1	1:53.412	29.388	38.693	45.331
6	1	1:56.212	29.830	39.769	46.613	13	1	1:55.079	31.218	37.747	46.114
7	1	1:56.652	30.275	39.494	46.883						

503 Walter Müller (DEU) (Ralt RT-5)

Theoretische Bestzeit: 1:56.643

Lap	D	Time	S1	S2	S3	Lap	D	Time	S1	S2	S3
1	1	2:16.443	42.297	44.379	49.767	5	1	1:58.701	30.395	40.928	47.378
2	1	1:56.760	29.932	39.572	47.256	6	1	2:00.387	31.483	41.137	47.767
3	1	1:58.842	29.815	40.037	48.990	7	1	2:08.351	30.108	44.623	53.620
4	1	2:12.451	31.055	44.492	56.904						

506 Oswin Büchl (DEU) (Lola T328)

Theoretische Bestzeit: 1:48.720

Lap	D	Time	S1	S2	S3	Lap	D	Time	S1	S2	S3
1	1	2:12.315	40.737	44.399	47.179	3	1	2:02.830	30.318	38.821	53.691
2	1	1:48.720	27.619	36.926	44.175						

601 Stephanie Hohls (DEU) (Scarab MK 2)

Theoretische Bestzeit: 2:14.936

Lap	D	Time	S1	S2	S3	Lap	D	Time	S1	S2	S3
1	1	2:48.439	1:01.933	49.942	56.564	7	1	2:28.913	36.328	48.102	1:04.483
2	1	2:21.328	35.145	47.487	58.696	8	1	2:19.402	38.754	46.243	54.405
3	1	2:32.458	38.425	47.574	1:06.459	9	1	2:17.392	37.020	45.548	54.824
4	1	2:17.608	36.357	46.696	54.555	10	1	2:17.985	35.425	46.134	56.426
5	1	2:15.846	35.666	45.386	54.794	11	1	2:19.104	36.670	46.088	56.346
6	1	2:21.847	36.345	48.513	56.989						

701 Joe Welzel (DEU) (DRM PRT)

Theoretische Bestzeit: 1:51.353

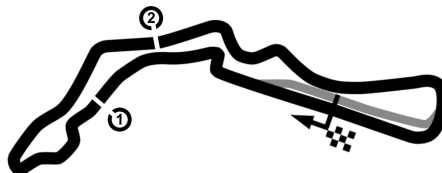
Lap	D	Time	S1	S2	S3	Lap	D	Time	S1	S2	S3
1	1	2:14.069	43.009	44.351	46.709	5	1	1:54.239	30.155	38.036	46.048
2	1	1:53.245	30.978	37.944	44.323	6	1	1:53.347	31.069	37.361	44.917
3	1	1:53.172	29.669	37.747	45.756	7	1	1:55.165	29.915	39.163	46.087
4	1	1:58.058	31.200	38.000	48.858						

CZECH TRUCK PRIX 2023

Autodrom Most, length 4212 m

25. - 27. August 2023

Formel V



Lap Analysis qualifying, 25.08.2023

-Reg.No.: 004ZAO230814

702 Tom Eder (DEU) (Tatuus RMS Jet 2)

Theoretische Bestzeit: 1:57.936

Lap	D	Time	S1	S2	S3	Lap	D	Time	S1	S2	S3
1	1	2:17.945	44.295	43.512	50.138	8	1	2:08.506	32.140	45.485	50.881
2	1	2:08.242	34.625	42.878	50.739	9	1	2:03.965	32.914	40.886	50.165
3	1	2:04.604	31.232	41.082	52.290	10	1	2:03.238	31.407	42.826	49.005
4	1	2:06.848	31.982	41.673	53.193	11	1	1:57.936	30.985	39.872	47.079
5	1	2:03.251	31.730	42.458	49.063	12	1	2:01.034	31.233	42.461	47.340
6	1	2:00.745	31.273	40.544	48.928	13	1	2:00.076	31.011	41.675	47.390
7	1	2:00.645	31.369	40.204	49.072						

705 Rhett Silver (DEU) (Kogo PV 1-01)

Theoretische Bestzeit: 2:06.113

Lap	D	Time	S1	S2	S3	Lap	D	Time	S1	S2	S3
1	1	2:56.156	1:16.358	48.368	51.430	7	1	2:09.100	32.647	44.706	51.747
2	1	2:12.266	32.821	45.048	54.397	8	1	2:07.694	32.565	43.754	51.375
3	1	2:08.144	31.920	44.179	52.045	9	1	2:07.024	32.101	43.312	51.611
4	1	2:07.929	32.257	44.191	51.481	10	1	2:08.525	32.370	43.989	52.166
5	1	2:08.167	32.116	43.908	52.143	11	1	2:11.894	32.257	47.485	52.152
6	1	2:10.785	31.632	45.047	54.106	12	1	2:07.759	33.050	43.106	51.603

726 Christoph Wohn (DEU) (Kogo PV1-03)

Theoretische Bestzeit: 1:59.864

Lap	D	Time	S1	S2	S3	Lap	D	Time	S1	S2	S3
1	1	2:55.173	1:15.288	47.875	52.010	7	1	2:02.906	31.618	41.432	49.856
2	1	2:06.529	32.307	42.908	51.314	8	1	2:02.476	31.608	41.381	49.487
3	1	2:07.248	31.512	41.890	53.846	9	1	2:01.776	31.159	40.850	49.767
4	1	2:08.676	31.542	44.534	52.600	10	1	2:05.563	32.996	42.062	50.505
5	1	2:02.367	31.192	41.381	49.794	11	1	2:00.685	31.179	40.428	49.078
6	1	2:03.684	31.354	41.523	50.807	12	1	2:00.599	31.611	40.711	48.277

786 Klaus Dober (DEU) (DRM PRT)

Theoretische Bestzeit: 2:05.215

Lap	D	Time	S1	S2	S3	Lap	D	Time	S1	S2	S3
1	1	2:25.708	47.509	45.614	52.585	7	1	2:07.127	32.338	43.132	51.657
2	1	2:10.148	35.050	43.103	51.995	8	1	2:06.424	32.076	42.678	51.670
3	1	2:09.278	32.732	43.411	53.135	9	1	2:07.134	32.883	42.797	51.454
4	1	2:07.153	32.524	42.893	51.736	10	1	2:11.479	34.534	45.537	51.408
5	1	2:09.914	32.466	45.601	51.847	11	1	2:06.103	32.168	43.195	50.740
6	1	2:07.857	32.864	43.050	51.943	12	1	2:06.668	32.662	42.399	51.607