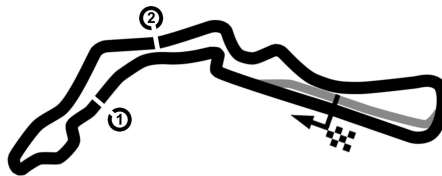


CZECH TRUCK PRIX 2023

Autodrom Most, length 4212 m

25. - 27. August 2023

Formel V



Lap Analysis free practice, 25.08.2023

-Reg.No.: 004ZAO230814

101 Calvin Stauff (DEU) (Autodynamics Mk1)

Theoretische Bestzeit: 2:34.400

Lap	D	Time	S1	S2	S3	Lap	D	Time	S1	S2	S3
1	1	4:00.993	1:52.996	58.021	1:09.976	6	1	2:44.964	44.874	54.292	1:05.798
2	1	2:50.637	45.494	57.955	1:07.188	7	1	2:48.009	46.904	55.075	1:06.030
3	1	2:51.651	46.029	57.343	1:08.279	8	1	2:39.835	42.798	54.527	1:02.510
4	1	2:50.234	46.511	55.724	1:07.999	9	1	2:34.400	42.296	50.393	1:01.711
5	1	2:46.032	44.956	54.694	1:06.382						

200 Robert Waschak (AUT) (Austro Vau FV 1300)

Theoretische Bestzeit: 2:15.951

Lap	D	Time	S1	S2	S3	Lap	D	Time	S1	S2	S3
1	1	3:22.856	1:33.098	48.592	1:01.166	3	1	2:15.951	35.662	44.769	55.520
2	1	2:20.135	36.143	47.961	56.031						

203 Eckardt Guhl (DEU) (Burkhart FV 1300)

Theoretische Bestzeit: 2:14.807

Lap	D	Time	S1	S2	S3	Lap	D	Time	S1	S2	S3
1	1	3:17.119	1:21.081	54.577	1:01.461	7	1	2:17.665	36.715	46.288	54.662
2	1	2:26.109	38.416	49.580	58.113	8	1	2:18.523	36.465	47.266	54.792
3	1	2:23.556	37.956	49.009	56.591	9	1	2:15.444	36.303	45.672	53.469
4	1	2:24.042	37.342	50.417	56.283	10	1	2:16.276	36.202	46.093	53.981
5	1	2:19.948	37.231	47.079	55.638	11	1	2:15.671	36.373	45.136	54.162
6	1	2:20.778	38.683	47.129	54.966						

218 Wolfgang Rafflenbeul (DEU) (Austro Vau FV 1300)

Theoretische Bestzeit: 2:15.003

Lap	D	Time	S1	S2	S3	Lap	D	Time	S1	S2	S3
1	1	2:47.966	58.438	50.006	59.522	7	1	2:16.753	35.137	46.342	55.274
2	1	2:21.284	37.338	47.016	56.930	8	1	2:19.993	35.440	45.740	58.813
3	1	2:17.581	36.063	44.970	56.548	9	1	2:17.210	35.997	46.242	54.971
4	1	2:17.839	35.914	45.916	56.009	10	1	2:23.032	35.744	45.533	1:01.755
5	1	2:20.688	35.896	47.370	57.422	11	1	2:19.227	35.062	46.804	57.361
6	1	2:18.338	36.314	45.947	56.077						

229 Kenneth Schlien (DEU) (Fuchs FV 1300)

Theoretische Bestzeit: 2:40.533

Lap	D	Time	S1	S2	S3	Lap	D	Time	S1	S2	S3
1	1	3:55.634	1:37.977	55.245		4	1	4:32.485	2:39.119	51.437	1:01.921
2	1	5:54.778	3:32.513	56.614		5	1	3:26.600	48.643	1:01.543	
3	1	6:21.093	4:13.793	49.961							

241 Thomas Mayer (DEU) Martin Mayer (Austro Vau FV 1300)

Theoretische Bestzeit: 2:39.619

Lap	D	Time	S1	S2	S3	Lap	D	Time	S1	S2	S3
1	1	3:58.635	1:48.453	59.207	1:10.975	5	1	3:16.264	43.883	1:07.244	1:25.137
2	1	2:41.566	40.825	54.322	1:06.411	6	1	3:00.297	45.099	1:00.048	1:15.150
3	1	3:01.240	38.878	54.448		7	1	3:12.625	54.176	1:05.004	1:13.445
4	1	6:26.836									

249 Johanna Adenacker (DEU) (RPB FV 1300)

Theoretische Bestzeit: 2:34.899

Lap	D	Time	S1	S2	S3	Lap	D	Time	S1	S2	S3
1	1	3:58.145	1:47.623	59.300	1:11.222	6	1	2:38.168	39.048	54.213	1:04.907
2	1	2:43.193	41.900	54.875	1:06.418	7	1	2:36.496	39.724	52.620	1:04.152
3	1	2:43.220				8	1	2:36.178	39.876	52.117	1:04.185
4	1	2:41.532	39.952	55.154	1:06.426	9	1	2:36.304	39.911	52.659	1:03.734
5	1	2:39.164	39.738	54.131	1:05.295						

301 Nick Wittkuhn (DEU) (Kaimann FV 1300)

Theoretische Bestzeit: 2:02.876

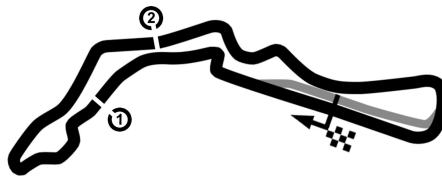
Lap	D	Time	S1	S2	S3	Lap	D	Time	S1	S2	S3
1	1	2:47.469	1:05.939	46.845	54.685	7	1	2:06.237	32.319	44.233	49.685
2	1	2:09.546	34.837	44.038	50.671	8	1	2:16.132	32.066	48.224	55.842
3	1	2:06.218	33.250	42.625	50.343	9	1	2:03.663	32.845	41.919	48.899
4	1	2:20.727	36.425	46.523	57.779	10	1	2:07.860	32.571	43.408	51.881
5	1	2:07.753	32.887	43.833	51.033	11	1	2:07.130	32.851	43.671	50.608
6	1	2:04.305	33.011	41.911	49.383	12	1	2:06.207	33.647	42.493	50.067

CZECH TRUCK PRIX 2023

Autodrom Most, length 4212 m

25. - 27. August 2023

Formel V



Lap Analysis free practice, 25.08.2023

-Reg.No.: 004ZAO230814

303 Heinz Hartmann (DEU) (Vogt No. 3)

Theoretische Bestzeit: 2:20.300

Lap	D	Time	S1	S2	S3	Lap	D	Time	S1	S2	S3
1	1	2:56.909	1:01.869	51.263	1:03.777	6	1	2:27.728	37.691	51.473	58.564
2	1	2:34.108	39.203	52.263	1:02.642	7	1	2:26.751	38.030	49.109	59.612
3	1	2:33.072	38.892	52.344	1:01.836	8	1	2:24.028	37.184	48.979	57.865
4	1	2:33.133	39.820	51.413	1:01.900	9	1	2:20.396	36.400	47.424	56.572
5	1	2:28.771	38.297	50.019	1:00.455	10	1	2:23.467	36.304	48.410	58.753

310 Andreas Mundt (DEU) (Killroy VOR 01)

Theoretische Bestzeit: 2:09.582

Lap	D	Time	S1	S2	S3	Lap	D	Time	S1	S2	S3
1	1	3:23.956	1:37.153	49.862	56.941	7	1	2:10.295	34.345	43.621	52.329
2	1	2:25.461	37.471	50.038	57.952	8	1	2:13.404	34.698	44.191	54.515
3	1	2:14.660	34.577	44.869	55.214	9	1	2:10.672	34.054	43.965	52.653
4	1	2:16.601	35.064	46.212	55.325	10	1	2:14.943	34.504	45.226	55.213
5	1	2:13.842	34.830	44.864	54.148	11	1	2:10.376	34.519	43.950	51.907
6	1	2:11.047	34.415	43.648	52.984						

322 Jürgen Gebhardt (DEU) (Sigus/Sammal Mateju Typ 4)

Theoretische Bestzeit: 2:14.809

Lap	D	Time	S1	S2	S3	Lap	D	Time	S1	S2	S3
1	1	5:53.178				6	1	2:22.778	36.789	47.985	58.004
2	1	2:25.395	37.558	47.619	1:00.218	7	1	2:18.355	36.280	46.880	55.195
3	1	2:26.510	39.875	46.704	59.931	8	1	2:15.008	35.597	45.509	53.902
4	1	2:24.652	38.018	48.286	58.348	9	1	2:16.799	36.191	46.905	53.703
5	1	2:24.376	37.030	49.253	58.093						

325 Heinrich Heuschele (DEU) (Kaimann MK 4)

Theoretische Bestzeit: 2:41.369

Lap	D	Time	S1	S2	S3	Lap	D	Time	S1	S2	S3
1	1	3:44.164	1:35.220	57.935	1:11.009	6	1	2:50.785	42.949	57.260	1:10.576
2	1	2:56.762	43.943	1:00.475	1:12.344	7	1	2:43.752	43.511	55.460	1:04.781
3	1	2:54.017	44.559	59.704	1:09.754	8	1	2:48.791	43.445	58.893	1:06.453
4	1	2:50.862	43.679	58.560	1:08.623	9	1	2:41.916	42.808	53.780	1:05.328
5	1	2:49.597	43.014	56.854	1:09.729						

327 Michael Adenacker (DEU) (Javado FV 1300)

Theoretische Bestzeit: 2:52.713

Lap	D	Time	S1	S2	S3	Lap	D	Time	S1	S2	S3
1	1	3:57.504				5	1	3:02.334	44.850	1:02.850	1:14.634
2	1	3:01.181				6	1	3:01.663	45.060	1:00.694	1:15.909
3	1	2:58.728	45.400	1:02.168	1:11.160	7	1	2:59.823	43.610	1:02.153	1:14.060
4	1	3:14.670	1:01.123	1:01.599	1:11.948	8	1	2:57.121	48.018	1:00.101	1:08.991

333 Fredi Huwiler (CHE) (Steck EST2)

Theoretische Bestzeit: 2:19.685

Lap	D	Time	S1	S2	S3	Lap	D	Time	S1	S2	S3
1	1	3:22.693	1:27.311	51.534	1:03.848	6	1	2:24.808	36.910	49.950	57.948
2	1	2:29.464	38.248	50.214	1:01.002	7	1	2:24.157	37.201	47.978	58.978
3	1	2:24.796	36.978	48.535	59.283	8	1	2:24.969	40.151	48.823	55.995
4	1	2:27.022	37.192	47.590	1:02.240	9	1	2:21.390	36.370	47.993	57.027
5	1	2:23.635	36.908	48.649	58.078	10	1	2:20.616	36.358	47.332	56.926

334 Ingolf Sieber (DEU) (Fuchs FV 1300)

Theoretische Bestzeit: 2:08.026

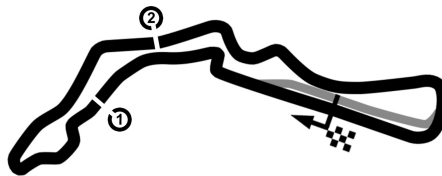
Lap	D	Time	S1	S2	S3	Lap	D	Time	S1	S2	S3
1	1	3:21.582	1:21.844	55.079	1:04.659	7	1	2:10.147	33.369	43.988	52.790
2	1	2:24.723	37.873	50.034	56.816	8	1	2:08.803	33.143	42.845	52.815
3	1	2:17.238	35.110	46.332	55.796	9	1	2:10.756	34.211	44.072	52.473
4	1	2:16.028	34.517	46.732	54.779	10	1	2:10.713	32.984	44.561	53.168
5	1	2:13.429	33.691	45.366	54.372	11	1	2:10.477	33.045	43.371	54.061
6	1	2:11.537	32.708	44.924	53.905						

CZECH TRUCK PRIX 2023

Autodrom Most, length 4212 m

25. - 27. August 2023

Formel V



Lap Analysis free practice, 25.08.2023

-Reg.No.: 004ZAO230814

411 Bernhard Zimmermann (AUT) (Kaimann Super V)

Theoretische Bestzeit: 2:22.452

Lap	D	Time	S1	S2	S3	Lap	D	Time	S1	S2	S3
1	1	4:04.183	1:59.066	59.259	1:05.858	6	1	2:27.030	38.119	50.045	58.866
2	1	2:39.474	44.630	55.204	59.640	7	1	2:28.301	38.053	49.229	1:01.019
3	1	2:30.663	39.770	51.852	59.041	8	1	2:22.452	37.274	48.428	56.750
4	1	2:26.057	37.975	50.549	57.533	9	1	2:56.328	37.320	49.062	
5	1	2:26.124	38.556	49.896	57.672						

412 Leonhard Sommer (DEU) (RSM-Tasco HT162)

Theoretische Bestzeit:

Lap	D	Time	S1	S2	S3	Lap	D	Time	S1	S2	S3
1	1	5:54.522				3	1	2:30.224			
2	1	2:30.983									

429 Marco Wittkuhn (DEU) (Royale RP9)

Theoretische Bestzeit:

Lap	D	Time	S1	S2	S3	Lap	D	Time	S1	S2	S3
1	1	3:26.279	1:15.974	46.530							

501 Markus von Haken (DEU) (Lola T620)

Theoretische Bestzeit: 1:50.098

Lap	D	Time	S1	S2	S3	Lap	D	Time	S1	S2	S3
1	1	2:36.389	51.787	51.513	53.089	8	1	1:55.198	29.445	39.286	46.467
2	1	2:01.792	31.520	40.998	49.274	9	1	1:52.414	28.345	38.214	45.855
3	1	2:01.050	29.539	40.873	50.638	10	1	1:51.743	29.268	38.120	44.355
4	1	1:56.412	29.693	39.452	47.267	11	1	1:51.826	28.136	37.607	46.083
5	1	1:58.214	29.270	39.327	49.617	12	1	1:52.338	28.469	38.357	45.512
6	1	1:56.464	29.817	39.831	46.816	13	1	1:53.162	28.217	38.419	46.526
7	1	1:54.780	28.234	39.974	46.572						

502 Thomas Cramer (DEU) (ASS-Lola T326)

Theoretische Bestzeit: 1:51.542

Lap	D	Time	S1	S2	S3	Lap	D	Time	S1	S2	S3
1	1	2:39.326	50.725	53.091	55.510	8	1	1:53.989	29.636	38.744	45.609
2	1	1:59.952	30.542	41.146	48.264	9	1	1:52.557	30.182	38.113	44.262
3	1	2:00.393	30.020	40.539	49.834	10	1	1:54.833	29.948	39.690	45.195
4	1	1:56.099	30.485	39.607	46.007	11	1	1:53.815	29.168	39.033	45.614
5	1	1:59.544	30.500	39.781	49.263	12	1	1:52.552	29.167	38.176	45.209
6	1	1:57.145	29.755	39.943	47.447	13	1	1:54.090	29.248	39.585	45.257
7	1	1:54.156	29.715	38.809	45.632						

503 Walter Müller (DEU) (Ralt RT-5)

Theoretische Bestzeit: 1:59.878

Lap	D	Time	S1	S2	S3	Lap	D	Time	S1	S2	S3
1	1	2:40.912	51.388	52.807	56.717	7	1	2:12.284	32.253	48.435	51.596
2	1	2:06.826	33.124	43.016	50.686	8	1	2:17.403	33.956	49.096	54.351
3	1	2:08.643	32.699	43.850	52.094	9	1	2:04.171	31.148	41.795	51.228
4	1	2:17.034	33.108	49.520	54.406	10	1	2:08.927	32.064	43.785	53.078
5	1	2:05.796	31.986	42.776	51.034	11	1	2:01.318	31.103	41.911	48.304
6	1	2:07.176	31.474	43.184	52.518	12	1	1:59.878	30.866	40.898	48.114

506 Oswin Büchl (DEU) (Lola T328)

Theoretische Bestzeit: 1:47.491

Lap	D	Time	S1	S2	S3	Lap	D	Time	S1	S2	S3
1	1	2:30.724	50.125	48.227	52.372	6	1	2:01.326	28.490	41.747	51.089
2	1	1:59.311	30.625	41.665	47.021	7	1	2:17.419	35.690	51.509	50.220
3	1	1:57.674	28.337	41.792	47.545	8	1	1:49.356	26.909	38.891	43.556
4	1	1:50.909	27.810	37.788	45.311	9	1	2:49.142	33.447	52.846	
5	1	1:54.797	32.273	37.026	45.498						

601 Stephanie Hohls (DEU) (Scarab MK 2)

Theoretische Bestzeit: 2:18.742

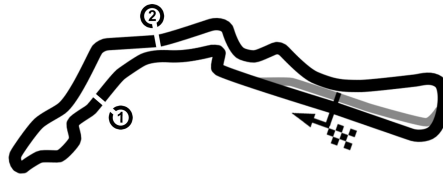
Lap	D	Time	S1	S2	S3	Lap	D	Time	S1	S2	S3
1	1	3:19.420	1:17.737	56.998	1:04.685	6	1	2:25.748	36.762	50.558	58.428
2	1	2:32.364	39.065	52.384	1:00.915	7	1	2:28.737	38.139	49.277	1:01.321
3	1	2:25.028	35.898	49.085	1:00.045	8	1	2:22.080	37.640	46.527	57.913
4	1	2:27.914	38.642	48.635	1:00.637	9	1	2:20.496	36.458	47.721	56.317
5	1	2:23.603	37.103	49.277	57.223	10	1	2:27.214	36.587	48.182	1:02.445

CZECH TRUCK PRIX 2023

Autodrom Most, length 4212 m

25. - 27. August 2023

Formel V



Lap Analysis free practice, 25.08.2023

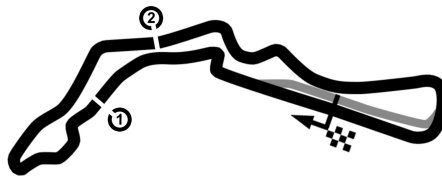
-Reg.No.: 004ZAO230814

CZECH TRUCK PRIX 2023

Autodrom Most, length 4212 m

25. - 27. August 2023

Formel V



Lap Analysis free practice, 25.08.2023

-Reg.No.: 004ZAO230814

701 Joe Welzel (DEU) (DRM PRT)

Theoretische Bestzeit: 1:54.496

Lap	D	Time	S1	S2	S3	Lap	D	Time	S1	S2	S3
1	1	2:35.749	55.460	49.063	51.226	5	1	1:58.766	30.433	40.191	48.142
2	1	1:57.902	31.851	39.510	46.541	6	1	2:12.940	30.162	39.734	
3	1	1:57.504	30.604	40.228	46.672	7	1	3:57.118	2:14.300	52.621	50.197
4	1	1:54.828	30.494	38.886	45.448						

702 Tom Eder (DEU) (Tatuus RMS Jet 2)

Theoretische Bestzeit: 2:00.615

Lap	D	Time	S1	S2	S3	Lap	D	Time	S1	S2	S3
1	1	2:50.652	1:06.494	47.487	56.671	7	1	2:05.535	31.988	42.979	50.568
2	1	2:07.574	33.796	42.776	51.002	8	1	2:16.156	32.620	48.934	54.602
3	1	2:06.081	32.786	42.421	50.874	9	1	2:01.748	31.601	41.010	49.137
4	1	2:19.491	35.628	46.239	57.624	10	1	2:01.415	30.954	40.629	49.832
5	1	2:07.008	32.353	43.862	50.793	11	1	2:01.726	30.849	41.180	49.697
6	1	2:04.420	31.873	41.901	50.646	12	1	2:01.628	31.378	40.717	49.533

705 Rhett Silver (DEU) (Kogo PV 1-01)

Theoretische Bestzeit: 2:04.296

Lap	D	Time	S1	S2	S3	Lap	D	Time	S1	S2	S3
1	1	3:43.597	1:49.110	56.113	58.374	7	1	2:09.239	32.371	44.447	52.421
2	1	2:19.665	34.775	48.384	56.506	8	1	2:09.544	32.375	44.625	52.544
3	1	2:14.616	33.654	46.760	54.202	9	1	2:04.704	31.965	42.708	50.031
4	1	2:13.214	33.076	45.185	54.953	10	1	2:06.035	31.754	42.699	51.582
5	1	2:14.315	33.058	47.765	53.492	11	1	2:09.629	33.296	42.511	53.822
6	1	2:11.617	33.634	45.483	52.500						

726 Christoph Wohn (DEU) (Kogo PV1-03)

Theoretische Bestzeit: 2:06.333

Lap	D	Time	S1	S2	S3	Lap	D	Time	S1	S2	S3
1	1	3:33.326	1:47.829	50.018	55.479	7	1	2:08.205	31.894	44.405	51.906
2	1	2:18.570	34.401	46.719	57.450	8	1	2:09.082	32.754	43.402	52.926
3	1	2:13.187	33.280	45.560	54.347	9	1	2:08.493	33.671	43.092	51.730
4	1	2:14.744	35.046	45.493	54.205	10	1	2:10.136	32.288	45.686	52.162
5	1	2:13.902	33.647	45.429	54.826	11	1	2:07.619	32.977	43.295	51.347
6	1	2:10.845	32.751	44.915	53.179						

786 Klaus Dober (DEU) (DRM PRT)

Theoretische Bestzeit: 2:07.905

Lap	D	Time	S1	S2	S3	Lap	D	Time	S1	S2	S3
1	1	3:21.667	1:30.169	49.571	1:01.927	7	1	2:15.168	33.683	45.829	55.656
2	1	2:14.995	35.526	45.153	54.316	8	1	2:14.158	34.681	44.120	55.357
3	1	2:14.005	34.066	45.648	54.291	9	1	2:08.638	32.258	43.604	52.776
4	1	2:15.739	34.004	46.326	55.409	10	1	2:08.707	32.202	44.154	52.351
5	1	2:18.039	34.579	47.021	56.439	11	1	2:08.977	32.470	43.352	53.155
6	1	2:14.854	33.164	46.253	55.437						