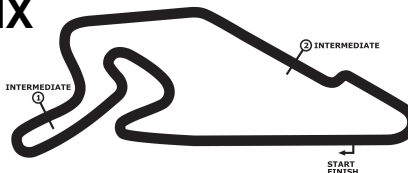


36. INT. ADAC TRUCK-GRAND-PRIX

Nürburgring, length 3629 m

13. - 16. July 2023

FFSA ADAC Mittelrhein Cup



Lap Analysis timed practice 1 (Q1), 14.07.2023

-Reg.No.: R-12863-Truck/23

2 Thomas ROBINEAU (FRA) (MAN)

Theoretische Bestzeit: 1:57.957

Lap	D	Time	S1	S2	S3	Lap	D	Time	S1	S2	S3
1	1	2:46.270	1:24.299	48.978	32.993	3	1	2:46.489	1:13.685	45.418	
2	1	1:57.957	1:00.286	29.506	28.165						

9 Fabrice CHAIGNAUD (FRA) (RENAULT)

Theoretische Bestzeit:

Lap	D	Time	S1	S2	S3	Lap	D	Time	S1	S2	S3
1	1	3:28.734	1:56.039	41.572		6	1	2:08.655	1:05.339	32.053	
2	1	2:10.065	1:07.062	32.075		7	1	2:08.089	1:05.174	31.572	
3	1	2:08.677	1:05.405	31.612		8	1	2:22.227	1:12.432	37.820	
4	1	2:07.887	1:05.301	31.655		9	1	2:48.674	1:15.939	40.506	
5	1	2:09.356	1:05.983	32.278							

10 Jennifer JANIEC (FRA) (MAN)

Theoretische Bestzeit: 2:01.641

Lap	D	Time	S1	S2	S3	Lap	D	Time	S1	S2	S3
1	1	3:08.077	1:41.209	39.449	47.419	6	1	2:12.379	1:03.026	32.668	36.685
2	1	2:01.781	1:01.766	30.558	29.457	7	1	2:02.426	1:02.164	30.418	29.844
3	1	2:02.803	1:02.401	30.767	29.635	8	1	2:04.812	1:03.037	31.697	30.078
4	1	2:02.584	1:02.034	30.634	29.916	9	1	2:17.914	1:15.419	32.113	30.382
5	1	2:40.620	1:21.426	45.692	33.502						

11 Kévin BASSANELLI (FRA) (DAF)

Theoretische Bestzeit: 2:04.597

Lap	D	Time	S1	S2	S3	Lap	D	Time	S1	S2	S3
1	1	3:23.768	1:37.433	52.138	54.197	6	1	2:17.783	1:08.248	38.419	31.116
2	1	2:07.566	1:05.694	31.991	29.881	7	1	2:20.050	1:05.246	42.944	31.860
3	1	2:05.604	1:03.676	31.532	30.394	8	1	2:07.551	1:05.531	31.517	30.503
4	1	2:05.354	1:03.907	31.084	30.363	9	1	2:06.023	1:04.735	31.038	30.250
5	1	2:18.403	1:09.400	37.632	31.371						

14 Matthieu BERNARD (FRA) (RENAULT)

Theoretische Bestzeit: 2:04.845

Lap	D	Time	S1	S2	S3	Lap	D	Time	S1	S2	S3
1	1	3:30.821	1:43.561	50.533	56.727	6	1	2:05.114	1:03.366	31.466	
2	1	2:09.805	1:06.782	31.921	31.102	7	1	2:06.002	1:03.882	31.829	30.291
3	1	2:15.946	1:10.513	33.380	32.053	8	1	2:05.756	1:03.706	31.342	30.708
4	1	2:13.278	1:06.356	35.699	31.223	9	1	2:15.236	1:12.610	31.683	30.943
5	1	2:06.219	1:04.089	31.992	30.138						

15 Lucas RIVALS (FRA) (RENAULT)

Theoretische Bestzeit: 2:00.655

Lap	D	Time	S1	S2	S3	Lap	D	Time	S1	S2	S3
1	1	3:12.316	1:31.943	51.860	48.513	4	1	4:20.272	2:59.186	44.466	36.620
2	1	2:00.655	1:01.266	29.848	29.538	5	1	2:01.229	1:01.343	30.048	29.838
3	1	3:01.096	1:20.377	44.524		6	1	2:56.495	1:16.709	44.171	

16 Florian DEFAYE (FRA) (RENAULT)

Theoretische Bestzeit: 2:14.110

Lap	D	Time	S1	S2	S3	Lap	D	Time	S1	S2	S3
1	1	3:29.572	1:42.209	48.211		5	1	2:33.611	1:14.259	32.764	
2	1	2:23.961	1:11.460	37.400		6	1	3:00.968	1:54.570	33.098	33.300
3	1	2:30.476	1:22.386	32.814		7	1	2:15.734	1:10.008	32.431	33.295
4	1	2:18.236	1:09.879	34.295		8	1	2:14.110	1:08.706	32.234	33.174

17 Romain RIVALS (FRA) (RENAULT)

Theoretische Bestzeit: 2:03.270


Lap	D	Time	S1	S2	S3	Lap	D	Time	S1	S2	S3
1	1	3:13.079	1:31.837	52.589	48.653	6	1	2:16.613	1:03.574	39.940	33.099
2	1	2:03.939	1:02.771	30.785		7	1	2:08.479	1:04.027	32.771	31.681
3	1	2:11.883	1:03.114	35.796	32.973	8	1	2:05.247	1:03.858	31.007	30.382
4	1	2:03.457	1:02.964	30.327	30.166	9	1	2:05.790	1:04.227	30.788	30.775
5	1	2:37.230	1:17.626	47.053	32.551						

36. INT. ADAC TRUCK-GRAND-PRIX

Nürburgring, length 3629 m

13. - 16. July 2023

FFSA ADAC Mittelrhein Cup



Lap Analysis timed practice 1 (Q1), 14.07.2023

-Reg.No.: R-12863-Truck/23

20 Téo CALVET (FRA) (FREIGHTLINER)

Theoretische Bestzeit: 1:56.647


Lap	D	Time	S1	S2	S3	Lap	D	Time	S1	S2	S3
1	1	2:52.916	1:32.620	43.447	36.849	3	1	2:52.853	1:20.153	42.754	
2	1	1:56.647	59.358	29.445	27.844						

36. INT. ADAC TRUCK-GRAND-PRIX

Nürburgring, length 3629 m

13. - 16. July 2023

FFSA ADAC Mittelrhein Cup



Lap Analysis timed practice 1 (Q1), 14.07.2023

-Reg.No.: R-12863-Truck/23

21 Raphael SOUSA (FRA) (FREIGHTLINER)						Theoretische Bestzeit: 1:57.796					
Lap	D	Time	S1	S2	S3	Lap	D	Time	S1	S2	S3
1	1	3:00.505	1:37.287	40.707	42.511	3	1	3:01.091	1:17.904	44.108	
2	1	1:57.796	1:00.361	29.733	27.695						

22 José SOUSA (FRA) (FREIGHTLINER)						Theoretische Bestzeit: 1:59.287					
Lap	D	Time	S1	S2	S3	Lap	D	Time	S1	S2	S3
1	1	3:19.211	1:53.868	35.901	49.442	4	1	2:03.009	1:01.319	30.129	31.561
2	1	1:59.287	1:00.851	30.049	28.382	5	1	2:45.357	1:17.920	37.830	
3	1	2:46.132	1:15.325	54.447	36.360						

24 Yorick MONTAGNE (FRA) (RENAULT)						Theoretische Bestzeit: 1:59.556					
Lap	D	Time	S1	S2	S3	Lap	D	Time	S1	S2	S3
1	1	2:56.338	1:25.564	51.894	38.880	3	1	2:50.023	1:15.622	44.388	
2	1	1:59.556	1:01.141	29.921	28.494						

27 Pierre-Yves JAMES (FRA) (MAN)						Theoretische Bestzeit:					
Lap	D	Time	S1	S2	S3	Lap	D	Time	S1	S2	S3
1	1	3:31.540	1:57.530	42.292		4	1	2:20.288	1:05.106	41.748	
2	1	2:12.336	1:09.359	32.361		5	1	2:06.790	1:04.541	31.931	
3	1	2:14.378	1:08.098	35.413		6	1	2:32.455	1:03.941	32.676	

30 Dimitri TREUVEY (FRA) (MAN)						Theoretische Bestzeit:					
Lap	D	Time	S1	S2	S3	Lap	D	Time	S1	S2	S3
1	1	3:34.095	1:59.342	49.178		4	1	2:13.060	1:07.791	32.818	
2	1	2:20.199	1:15.342	32.167		5	1	2:36.446	1:08.233	34.998	
3	1	2:14.155	1:08.468	31.833		6	1	5:13.248	3:47.409	33.389	

31 Patrick CHATELAIN (FRA) (IVECO)						Theoretische Bestzeit: 2:02.703					
Lap	D	Time	S1	S2	S3	Lap	D	Time	S1	S2	S3
1	1	3:24.695	1:56.742	39.121	48.832	6	1	2:04.356	1:03.931	31.043	29.382
2	1	2:03.648	1:02.936	31.337	29.375	7	1	2:04.639	1:02.979	31.147	30.513
3	1	2:06.433	1:03.734	31.504	31.195	8	1	2:04.150	1:03.167	30.989	29.994
4	1	2:03.315	1:02.721	31.076	29.514	9	1	2:03.514	1:03.166	30.603	29.745
5	1	2:04.318	1:03.418	31.029	29.871						

40 Anthony ROBINEAU (FRA) (MAN)						Theoretische Bestzeit: 1:59.567					
Lap	D	Time	S1	S2	S3	Lap	D	Time	S1	S2	S3
1	1	3:05.347	1:29.498	50.348	45.501	3	1	2:57.903	1:12.625	43.951	
2	1	1:59.567	1:01.141	29.856	28.567						

44 Jonathan ANDRÉ (FRA) (MAN)						Theoretische Bestzeit: 1:58.816					
Lap	D	Time	S1	S2	S3	Lap	D	Time	S1	S2	S3
1	1	2:58.416	1:28.224	49.913	40.279	3	1	2:57.932	1:17.858	42.693	
2	1	1:58.816	1:00.591	29.876	28.343						

68 Aurélien HERGOTT (FRA) (DAF)						Theoretische Bestzeit: 2:01.734					
Lap	D	Time	S1	S2	S3	Lap	D	Time	S1	S2	S3
1	1	3:25.964	1:51.408	41.744		4	1	2:02.409	1:02.121	30.783	29.499
2	1	10:05.028	9:05.174	30.829	29.025	5	1	2:01.885	1:02.251	30.582	29.052
3	1	2:02.445	1:02.155	30.902	29.388	6	1	2:41.363	1:03.576	41.901	


71 Stéphane LANGUILLAT (FRA) (RENAULT)						Theoretische Bestzeit: 2:02.827					
Lap	D	Time	S1	S2	S3	Lap	D	Time	S1	S2	S3
1	1	3:22.749	1:35.016	53.036	54.697	6	1	2:03.928	1:02.964	30.866	30.098
2	1	2:03.145	1:02.721	30.885	29.534	7	1	2:03.373	1:03.203	30.921	29.249
3	1	2:18.953	1:03.577	41.495	33.881	8	1	2:03.922	1:03.456	30.852	29.614
4	1	2:04.599	1:03.622	31.132	29.845	9	1	2:04.019	1:03.077	31.061	29.881
5	1	2:04.221	1:03.336	31.043	29.842						

36. INT. ADAC TRUCK-GRAND-PRIX

Nürburgring, length 3629 m

13. - 16. July 2023

FFSA ADAC Mittelrhein Cup



Lap Analysis timed practice 1 (Q1), 14.07.2023

-Reg.No.: R-12863-Truck/23

81 Sébastien DESCOFFRES (FRA) (RENAULT)

Theoretische Bestzeit: 2:09.647

Lap	D	Time	S1	S2	S3	Lap	D	Time	S1	S2	S3
1	1	3:27.249	1:38.876	51.788	56.585	6	1	2:15.115	1:08.995	32.439	33.681
2	1	2:12.692	1:09.192	32.576	30.924	7	1	2:20.697	1:16.080	32.651	31.966
3	1	2:14.370	1:07.061	33.804	33.505	8	1	2:13.536	1:09.343	32.889	31.304
4	1	2:12.705	1:06.861	31.855	33.982	9	1	2:14.310	1:08.718	32.622	32.970
5	1	2:14.675	1:08.623	34.071	31.981						

94 Ivan RODRIGUES (FRA) (MAN)

Theoretische Bestzeit: 1:59.559

Lap	D	Time	S1	S2	S3	Lap	D	Time	S1	S2	S3
1	1	3:02.675	1:40.292	38.679	43.704	3	1	3:07.273	1:21.941	48.086	
2	1	1:59.559	1:00.661	30.061	28.831						