


# 36. INT. ADAC TRUCK-GRAND-PRIX

Nürburgring, length 3629 m

13. - 16. July 2023

FFSA ADAC Mittelrhein Cup



## Lap Analysis race 4, 16.07.2023

-Reg.No.: R-12863-Truck/23

### 2 Thomas ROBINEAU (FRA) (MAN)

Theoretische Bestzeit: 1:57.452

Lap	D	Time	S1	S2	S3	Lap	D	Time	S1	S2	S3
1	1	2:05.727	1:06.927	29.922	28.878	7	1	1:57.933	1:00.267	29.488	28.178
2	1	1:59.170	1:00.196	29.894	29.080	8	1	1:58.092	1:00.388	29.527	28.177
3	1	1:58.412	1:00.779	29.503	28.130	9	1	1:57.927	1:00.142	29.509	28.276
4	1	1:58.104	1:00.426	29.506	28.172	10	1	1:57.814	1:00.380	<b>29.486</b>	<b>27.948</b>
5	1	1:58.172	1:00.202	29.631	28.339	11	1	1:58.298	1:00.559	29.594	28.145
6	1	<b>1:57.545</b>	<b>1:00.018</b>	29.556	27.971	12	1	2:06.135	1:01.288	30.326	34.521

### 9 Fabrice CHAIGNAUD (FRA) (RENAULT)

Theoretische Bestzeit: 2:06.344

Lap	D	Time	S1	S2	S3	Lap	D	Time	S1	S2	S3
1	1	2:19.840	1:15.891	31.895	32.054	7	1	2:07.034	1:04.940	31.483	30.611
2	1	2:10.333	1:06.385	32.270	31.678	8	1	2:06.946	1:04.823	31.353	30.770
3	1	2:09.737	1:07.841	31.378	30.518	9	1	2:06.659	1:04.684	31.486	30.489
4	1	2:07.006	1:05.210	31.363	<b>30.433</b>	10	1	2:07.399	1:05.043	31.525	30.831
5	1	<b>2:06.434</b>	<b>1:04.675</b>	<b>31.236</b>	30.523	11	1	2:10.574	1:04.749	31.903	33.922
6	1	2:06.494	1:04.693	31.347	30.454	12	1	2:10.938	1:06.995	31.947	31.996

### 10 Jennifer JANIEC (FRA) (MAN)

Theoretische Bestzeit: 2:01.040

Lap	D	Time	S1	S2	S3	Lap	D	Time	S1	S2	S3
1	1	2:10.277	1:09.793	30.642	29.842	7	1	2:03.127	1:03.314	30.415	29.398
2	1	<b>2:01.656</b>	<b>1:01.827</b>	30.441	29.388	8	1	2:01.782	1:01.968	30.497	29.317
3	1	2:01.935	1:02.113	30.412	29.410	9	1	2:02.460	1:02.012	30.700	29.748
4	1	2:02.697	1:03.484	<b>30.068</b>	<b>29.145</b>	10	1	2:02.473	1:02.067	30.408	29.998
5	1	2:02.653	1:02.803	30.342	29.508	11	1	2:03.099	1:02.293	30.660	30.146
6	1	2:03.749	1:03.135	30.651	29.963	12	1	2:07.320	1:02.963	30.591	33.766

### 11 Kévin BASSANELLI (FRA) (DAF)

Theoretische Bestzeit: 2:04.227

Lap	D	Time	S1	S2	S3	Lap	D	Time	S1	S2	S3
1	1	2:15.638	1:13.795	30.853	30.990	4	1	<b>2:04.227</b>	<b>1:03.898</b>	<b>30.655</b>	<b>29.674</b>
2	1	2:07.058	1:05.726	31.248	30.084	5	1	2:06.768	1:05.722	30.806	30.240
3	1	2:06.440	1:05.002	31.162	30.276	6	1	3:24.662	1:27.576	53.729	

### 15 Lucas RIVALS (FRA) (RENAULT)

Theoretische Bestzeit: 2:00.336

Lap	D	Time	S1	S2	S3	Lap	D	Time	S1	S2	S3
1	1	2:24.155	1:23.784	30.589	29.782	7	1	2:00.436	1:01.771	<b>29.973</b>	<b>28.692</b>
2	1	2:06.298	1:04.268	31.011	31.019	8	1	<b>2:00.391</b>	<b>1:01.671</b>	30.011	28.709
3	1	2:02.865	1:03.352	30.642	28.871	9	1	2:01.215	1:01.880	30.361	28.974
4	1	2:00.941	1:02.018	30.046	28.877	10	1	2:03.498	1:02.537	30.669	30.292
5	1	2:00.764	1:01.929	29.998	28.837	11	1	2:02.933	1:02.740	30.342	29.851
6	1	2:02.274	1:02.601	30.835	28.838	12	1	2:03.409	1:03.013	30.989	29.407

### 17 Romain RIVALS (FRA) (RENAULT)

Theoretische Bestzeit: 2:02.239

Lap	D	Time	S1	S2	S3	Lap	D	Time	S1	S2	S3
1	1	2:11.802	1:10.751	30.770	30.281	7	1	2:03.315	1:03.054	30.621	29.640
2	1	2:03.296	1:02.792	30.732	29.772	8	1	2:02.996	1:02.908	30.573	29.515
3	1	2:02.521	1:02.571	<b>30.442</b>	29.508	9	1	2:03.022	1:02.606	30.545	29.871
4	1	2:03.424	1:03.188	30.570	29.666	10	1	2:03.428	1:03.098	30.572	29.758
5	1	2:03.657	1:02.860	30.760	30.037	11	1	<b>2:02.445</b>	1:02.511	30.542	<b>29.392</b>
6	1	2:03.648	1:02.736	30.605	30.307	12	1	2:02.724	<b>1:02.405</b>	30.476	29.843

### 18 Nathan DEFAYE (FRA) (RENAULT)

Theoretische Bestzeit: 2:03.898


Lap	D	Time	S1	S2	S3	Lap	D	Time	S1	S2	S3
1	1	2:17.981	1:14.861	31.479	31.641	7	1	2:04.890	1:04.176	30.584	30.130
2	1	2:10.648	1:07.852	32.126	30.670	8	1	2:04.789	<b>1:03.563</b>	30.929	30.297
3	1	2:06.876	1:06.156	<b>30.512</b>	30.208	9	1	2:04.649	1:03.668	30.674	30.307
4	1	2:05.357	1:04.792	30.742	<b>29.823</b>	10	1	<b>2:04.083</b>	1:03.607	30.569	29.907
5	1	2:04.463	1:03.601	30.725	30.137	11	1	2:46.164	1:03.677	30.836	1:11.651
6	1	2:05.151	1:04.313	30.714	30.124						

# 36. INT. ADAC TRUCK-GRAND-PRIX

Nürburgring, length 3629 m

13. - 16. July 2023

FFSA ADAC Mittelrhein Cup



## Lap Analysis race 4, 16.07.2023

-Reg.No.: R-12863-Truck/23

20 Téo CALVET (FRA) (FREIGHTLINER)						Theoretische Bestzeit: 1:56.618					
Lap	D	Time	S1	S2	S3	Lap	D	Time	S1	S2	S3
1	1	2:04.620	1:05.944	30.034	28.642	7	1	1:58.532	1:00.454	29.586	28.492
2	1	1:57.200	59.660	29.647	27.893	8	1	1:58.083	1:00.116	29.834	28.133
3	1	<b>1:56.928</b>	<b>59.546</b>	29.655	27.727	9	1	1:58.070	1:00.450	29.739	27.881
4	1	1:57.253	1:00.181	<b>29.578</b>	<b>27.494</b>	10	1	1:57.585	1:00.010	29.757	27.818
5	1	1:57.185	59.902	29.598	27.685	11	1	1:57.621	59.989	29.663	27.969
6	1	1:58.479	1:00.570	29.831	28.078	12	1	2:00.181	1:00.653	29.988	29.540

21 Raphael SOUSA (FRA) (FREIGHTLINER)						Theoretische Bestzeit: 1:58.317					
Lap	D	Time	S1	S2	S3	Lap	D	Time	S1	S2	S3
1	1	2:05.824	1:06.231	30.476	29.117	7	1	1:59.732	1:00.818	30.026	28.888
2	1	2:00.844	1:01.008	29.917	29.919	8	1	<b>1:58.467</b>	1:00.481	29.964	<b>28.022</b>
3	1	1:59.863	1:01.233	30.076	28.554	9	1	1:58.865	<b>1:00.445</b>	<b>29.850</b>	28.570
4	1	1:59.012	1:00.699	29.889	28.424	10	1	2:00.060	1:01.329	30.018	28.713
5	1	1:59.121	1:00.962	30.008	28.151	11	1	1:59.363	1:00.595	30.007	28.761
6	1	1:59.248	1:00.835	30.012	28.401	12	1	2:01.182	1:01.025	30.487	29.670

22 José SOUSA (FRA) (FREIGHTLINER)						Theoretische Bestzeit: 1:58.619					
Lap	D	Time	S1	S2	S3	Lap	D	Time	S1	S2	S3
1	1	2:03.867	1:05.134	30.279	28.454	7	1	1:59.099	1:00.800	30.063	28.236
2	1	2:02.299	1:01.648	30.120	30.531	8	1	1:59.206	1:00.804	29.993	28.409
3	1	1:59.587	1:01.078	30.186	28.323	9	1	1:59.175	1:00.656	29.919	28.600
4	1	1:59.278	1:00.885	29.994	28.399	10	1	1:59.297	1:01.020	29.982	28.295
5	1	<b>1:58.941</b>	1:00.786	<b>29.821</b>	28.334	11	1	1:58.986	<b>1:00.574</b>	29.976	28.436
6	1	1:59.048	1:00.975	29.849	<b>28.224</b>	12	1	1:59.831	1:00.761	29.862	29.208

24 Yorick MONTAGNE (FRA) (RENAULT)						Theoretische Bestzeit: 1:58.958					
Lap	D	Time	S1	S2	S3	Lap	D	Time	S1	S2	S3
1	1	2:09.741	1:09.375	30.130	30.236	7	1	1:59.501	1:00.760	30.214	28.527
2	1	2:00.597	1:01.262	30.191	29.144	8	1	1:59.517	1:00.924	29.896	28.697
3	1	2:00.727	1:01.446	30.267	29.014	9	1	1:59.683	1:00.867	29.998	28.818
4	1	1:59.407	1:01.054	<b>29.778</b>	28.575	10	1	<b>1:59.351</b>	1:00.829	29.970	28.552
5	1	1:59.951	<b>1:00.732</b>	29.935	29.284	11	1	1:59.713	1:01.118	30.147	<b>28.448</b>
6	1	2:00.927	1:01.390	30.101	29.436	12	1	2:00.789	1:01.308	30.036	29.445

27 Pierre-Yves JAMES (FRA) (MAN)						Theoretische Bestzeit: 2:04.083					
Lap	D	Time	S1	S2	S3	Lap	D	Time	S1	S2	S3
1	1	2:20.220	1:16.338	32.412	31.470	7	1	2:05.707	1:04.364	31.101	30.242
2	1	2:11.010	1:06.569	32.074	32.367	8	1	<b>2:04.759</b>	1:03.604	<b>30.955</b>	30.200
3	1	2:05.826	1:04.515	31.153	30.158	9	1	2:05.005	1:03.853	31.157	<b>29.995</b>
4	1	2:05.509	1:04.206	31.163	30.140	10	1	2:05.150	1:03.703	31.190	30.257
5	1	2:06.201	1:04.664	31.075	30.462	11	1	2:08.487	<b>1:03.133</b>	33.666	31.688
6	1	2:05.504	1:04.208	31.021	30.275	12	1	2:06.989	1:04.725	31.395	30.869

30 Dimitri TREUVEY (FRA) (MAN)						Theoretische Bestzeit: 2:07.253					
Lap	D	Time	S1	S2	S3	Lap	D	Time	S1	S2	S3
1	1	2:21.431	1:17.237	32.136	32.058	6	1	2:19.356	1:06.418	31.815	
2	1	2:14.184	1:06.736	36.604	30.844	7	1	3:06.608	2:01.429	31.881	33.298
3	1	2:08.182	1:06.238	31.420	<b>30.524</b>	8	1	2:14.498	1:11.480	31.927	31.091
4	1	<b>2:07.480</b>	<b>1:05.751</b>	<b>30.978</b>	30.751	9	1	2:11.050	1:08.455	31.524	31.071
5	1	2:12.750	1:06.108	35.789	30.853	10	1	2:13.858	1:06.992	32.442	34.424


31 Patrick CHATELAIN (FRA) (IVECO)						Theoretische Bestzeit: 2:01.115					
Lap	D	Time	S1	S2	S3	Lap	D	Time	S1	S2	S3
1	1	2:18.844	1:15.416	31.783	31.645	6	1	2:04.645	1:02.977	32.221	29.447
2	1	2:04.795	1:04.267	30.959	29.569	7	1	<b>2:01.356</b>	<b>1:01.862</b>	30.504	<b>28.990</b>
3	1	2:04.184	1:03.165	30.937	30.082	8	1	2:03.539	1:02.945	30.684	29.910
4	1	2:03.807	1:03.319	30.758	29.730	9	1	2:02.170	1:02.465	30.572	29.133
5	1	2:02.673	1:02.834	<b>30.263</b>	29.576	10	1	2:14.545	1:03.940	30.842	

# 36. INT. ADAC TRUCK-GRAND-PRIX

Nürburgring, length 3629 m

13. - 16. July 2023

FFSA ADAC Mittelrhein Cup



## Lap Analysis race 4, 16.07.2023

-Reg.No.: R-12863-Truck/23

40 Anthony ROBINEAU (FRA) (MAN)						Theoretische Bestzeit: 1:58.32					
Lap	D	Time	S1	S2	S3	Lap	D	Time	S1	S2	S3
1	1	2:08.464	1:08.600	30.435	29.429	7	1	<b>1:58.524</b>	<b>1:00.218</b>	29.858	28.448
2	1	2:01.064	1:01.986	29.969	29.109	8	1	2:00.147	1:01.153	30.141	28.853
3	1	2:00.640	1:01.827	30.373	28.440	9	1	1:59.694	1:01.124	29.916	28.654
4	1	1:59.009	1:00.779	29.751	28.479	10	1	1:59.461	1:00.971	29.961	28.529
5	1	2:00.288	1:00.691	29.955	29.642	11	1	2:00.133	1:01.239	29.962	28.932
6	1	1:59.050	1:00.916	<b>29.716</b>	<b>28.418</b>	12	1	2:00.787	1:01.110	29.841	29.836

44 Jonathan ANDRÉ (FRA) (MAN)						Theoretische Bestzeit: 1:59.030					
Lap	D	Time	S1	S2	S3	Lap	D	Time	S1	S2	S3
1	1	2:07.338	1:07.694	30.515	29.129	7	1	2:01.315	1:01.945	30.290	29.080
2	1	2:00.614	1:02.009	30.033	28.572	8	1	1:59.772	1:01.220	29.921	28.631
3	1	1:59.511	1:01.092	<b>29.887</b>	28.532	9	1	1:59.497	<b>1:00.777</b>	30.117	28.603
4	1	<b>1:59.311</b>	1:00.802	30.069	28.440	10	1	1:59.474	1:00.971	30.137	<b>28.366</b>
5	1	2:03.100	1:01.268	32.697	29.135	11	1	1:59.902	1:01.114	30.108	28.680
6	1	2:02.221	1:02.732	30.223	29.266	12	1	2:01.328	1:01.447	30.343	29.538

68 Aurélien HERGOTT (FRA) (DAF)						Theoretische Bestzeit: 2:00.651					
Lap	D	Time	S1	S2	S3	Lap	D	Time	S1	S2	S3
1	1	2:06.694	1:07.036	30.909	<b>28.749</b>	7	1	2:02.177	<b>1:01.821</b>	30.502	29.854
2	1	<b>2:01.066</b>	1:02.060	<b>30.081</b>	28.925	8	1	2:02.696	1:02.450	30.457	29.789
3	1	2:04.236	1:03.065	31.767	29.404	9	1	2:02.213	1:02.198	30.472	29.543
4	1	2:01.440	1:01.992	30.268	29.180	10	1	2:02.673	1:02.230	30.735	29.708
5	1	2:01.748	1:01.908	30.382	29.458	11	1	2:02.752	1:02.491	30.658	29.603
6	1	2:02.020	1:01.882	30.730	29.408	12	1	2:04.476	1:02.842	30.962	30.672

71 Stéphane LANGUILLAT (FRA) (RENAULT)						Theoretische Bestzeit: 2:02.170					
Lap	D	Time	S1	S2	S3	Lap	D	Time	S1	S2	S3
1	1	2:13.586	1:12.806	30.789	29.991	7	1	2:03.626	1:03.485	30.805	29.336
2	1	2:02.914	1:02.935	30.809	29.170	8	1	2:03.340	1:03.278	30.759	29.303
3	1	2:03.210	1:03.134	30.689	29.387	9	1	<b>2:02.595</b>	1:03.071	<b>30.413</b>	<b>29.111</b>
4	1	2:02.607	<b>1:02.646</b>	30.639	29.322	10	1	2:03.985	1:03.387	30.916	29.682
5	1	2:03.211	1:03.094	30.704	29.413	11	1	2:03.466	1:02.934	30.633	29.899
6	1	2:03.179	1:03.063	30.489	29.627	12	1	2:03.063	1:02.878	30.875	29.310

81 Sébastien DESCOFFRES (FRA) (RENAULT)						Theoretische Bestzeit: 2:06.483					
Lap	D	Time	S1	S2	S3	Lap	D	Time	S1	S2	S3
1	1	2:22.371	1:18.606	32.274	31.491	7	1	2:07.720	1:05.272	31.560	30.888
2	1	2:12.549	1:08.119	32.695	31.735	8	1	2:09.125	1:05.371	32.167	31.587
3	1	2:08.073	1:05.044	32.271	<b>30.758</b>	9	1	2:08.089	1:05.502	31.620	30.967
4	1	2:07.271	1:05.016	<b>31.082</b>	31.173	10	1	<b>2:06.789</b>	<b>1:04.643</b>	31.332	30.814
5	1	2:07.066	1:04.867	31.336	30.863	11	1	2:15.846	1:07.957	32.596	35.293
6	1	2:08.093	1:05.604	31.412	31.077						

94 Ivan RODRIGUES (FRA) (MAN)						Theoretische Bestzeit: 1:59.120					
Lap	D	Time	S1	S2	S3	Lap	D	Time	S1	S2	S3
1	1	2:07.651	1:08.230	30.193	29.228	7	1	2:01.592	1:02.241	30.395	28.956
2	1	2:00.747	1:02.088	30.167	28.492	8	1	2:01.492			28.538
3	1	1:59.689	1:01.436	<b>29.886</b>	28.367	9	1	2:01.016	1:01.995	30.246	28.775
4	1	<b>1:59.255</b>	<b>1:01.026</b>	30.021	<b>28.208</b>	10	1	2:01.275	1:01.823	30.539	28.913
5	1	2:01.982	1:01.233	31.194	29.555	11	1	2:01.640	1:01.717	30.532	29.391
6	1	2:02.070	1:02.012	30.392	29.666	12	1	2:01.858	1:01.712	30.496	29.650