


# 36. INT. ADAC TRUCK-GRAND-PRIX

Nürburgring, length 3629 m

13. - 16. July 2023

FFSA ADAC Mittelrhein Cup



## Lap Analysis race 1, 14.07.2023

-Reg.No.: R-12863-Truck/23

### 2 Thomas ROBINEAU (FRA) (MAN)

Theoretische Bestzeit: 1:57.869

Lap	D	Time	S1	S2	S3	Lap	D	Time	S1	S2	S3
1	1	2:03.052	1:05.268	29.913	<b>27.871</b>	7	1	1:58.840	1:00.393	30.042	28.405
2	1	1:58.928	1:00.607	30.184	28.137	8	1	1:59.623	1:00.986	30.176	28.461
3	1	1:58.658	1:00.386	30.016	28.256	9	1	1:59.382	1:00.406	30.107	28.869
4	1	1:58.758	1:00.336	29.997	28.425	10	1	1:59.408	1:00.788	30.206	28.414
5	1	<b>1:58.038</b>	<b>1:00.261</b>	<b>29.737</b>	28.040	11	1	2:00.861	1:01.790	30.530	28.541
6	1	1:59.703	1:00.716	30.322	28.665	12	1	1:59.953	1:01.250	30.237	28.466

### 9 Fabrice CHAIGNAUD (FRA) (RENAULT)

Theoretische Bestzeit: 2:06.944

Lap	D	Time	S1	S2	S3	Lap	D	Time	S1	S2	S3
1	1	2:19.533	1:16.373	32.182	30.978	7	1	2:08.999	1:06.066	31.981	30.952
2	1	2:09.950	1:05.998	32.961	30.991	8	1	<b>2:07.535</b>	<b>1:04.882</b>	31.919	<b>30.734</b>
3	1	2:10.726	1:06.747	32.905	31.074	9	1	2:08.445	1:05.158	31.891	31.396
4	1	2:07.830	1:05.155	31.590	31.085	10	1	2:08.407	1:05.406	31.797	31.204
5	1	2:08.156	1:05.246	<b>31.328</b>	31.582	11	1	2:08.034	1:05.506	31.655	30.873
6	1	2:09.165	1:05.995	31.723	31.447	12	1	2:08.482	1:05.666	31.923	30.893

### 10 Jennifer JANIEC (FRA) (MAN)

Theoretische Bestzeit: 2:01.886

Lap	D	Time	S1	S2	S3	Lap	D	Time	S1	S2	S3
1	1	2:09.531	1:09.225	<b>30.658</b>	29.648	7	1	2:02.917	1:02.641	30.792	29.484
2	1	2:05.633			30.610	8	1	2:04.498	1:03.435	31.119	29.944
3	1	<b>2:02.723</b>	<b>1:02.104</b>	30.758	29.861	9	1	2:04.561	1:03.126	31.144	30.291
4	1	2:04.833	1:04.889	30.820	<b>29.124</b>	10	1	2:03.840	1:03.478	30.995	29.367
5	1	2:07.936	1:02.377	30.771		11	1	2:04.869	1:03.878	31.558	29.433
6	1	2:15.904	1:15.600	31.001	29.303	12	1	2:12.939	1:10.087	31.688	31.164

### 11 Kévin BASSANELLI (FRA) (DAF)

Theoretische Bestzeit: 2:04.776

Lap	D	Time	S1	S2	S3	Lap	D	Time	S1	S2	S3
1	1	2:17.323	1:13.293	32.230	31.800	4	1	<b>2:05.138</b>	1:04.590	<b>30.820</b>	<b>29.728</b>
2	1	2:05.590	<b>1:04.221</b>	31.507	29.855	5	1	2:07.065	1:05.217	31.796	30.052
3	1	2:05.760	1:04.682	30.979	30.099						

### 14 Matthieu BERNARD (FRA) (RENAULT)

Theoretische Bestzeit: 2:03.877

Lap	D	Time	S1	S2	S3	Lap	D	Time	S1	S2	S3
1	1	2:14.090	1:12.472	31.435	30.183	7	1	2:05.081	1:03.618	31.422	30.041
2	1	2:04.647	<b>1:03.024</b>	31.661	29.962	8	1	2:05.052	1:03.588	31.575	29.889
3	1	2:04.659	1:03.793	<b>31.103</b>	29.763	9	1	2:05.021	1:03.575	31.188	30.258
4	1	2:04.982	1:03.772	31.460	<b>29.750</b>	10	1	2:05.084	1:03.993	31.280	29.811
5	1	2:06.941	1:03.589	31.296	32.056	11	1	<b>2:04.514</b>	1:03.549	31.133	29.832
6	1	2:04.939	1:03.733	31.310	29.896	12	1	2:06.364	1:04.068	31.780	30.516

### 15 Lucas RIVALS (FRA) (RENAULT)

Theoretische Bestzeit: 2:00.069

Lap	D	Time	S1	S2	S3	Lap	D	Time	S1	S2	S3
1	1	2:11.623	1:11.032	30.451	30.140	7	1	2:00.874	1:01.652	30.123	29.099
2	1	2:03.961	1:02.564	30.876	30.521	8	1	2:00.756	1:01.466	30.302	28.988
3	1	2:04.201	1:02.395	30.860	30.946	9	1	2:01.373	1:01.376	30.503	29.494
4	1	2:01.539	1:01.948	30.158	29.433	10	1	2:01.262	1:01.732	30.414	29.116
5	1	<b>2:00.069</b>	<b>1:01.061</b>	<b>30.077</b>	<b>28.932</b>	11	1	2:03.171	1:03.005	30.789	29.377
6	1	2:01.363	1:01.685	30.386	29.292	12	1	2:01.949	1:02.235	30.339	29.375

### 16 Florian DEFAYE (FRA) (RENAULT)

Theoretische Bestzeit: 2:06.559


Lap	D	Time	S1	S2	S3	Lap	D	Time	S1	S2	S3
1	1	2:18.628	1:15.424	31.852	31.352	6	1	<b>2:07.455</b>	<b>1:05.101</b>	32.126	<b>30.222</b>
2	1	2:12.392	1:06.941	31.970	33.481	7	1	2:08.669	1:05.729	31.350	31.590
3	1	2:15.323	1:13.233	31.322	30.768	8	1	2:07.911	1:05.395	<b>31.230</b>	31.286
4	1	2:07.574	1:05.323	31.559	30.692	9	1	2:08.220	1:05.924	31.403	30.893
5	1	2:08.260	1:05.480	32.123	30.657						

# 36. INT. ADAC TRUCK-GRAND-PRIX

Nürburgring, length 3629 m

13. - 16. July 2023

FFSA ADAC Mittelrhein Cup



## Lap Analysis race 1, 14.07.2023

-Reg.No.: R-12863-Truck/23

17 Romain RIVALS (FRA) (RENAULT)						Theoretische Bestzeit: 2:02.975					
Lap	D	Time	S1	S2	S3	Lap	D	Time	S1	S2	S3
1	1	2:12.260	1:11.662	30.796	29.802	7	1	<b>2:03.236</b>	1:03.050	<b>30.624</b>	<b>29.562</b>
2	1	2:04.028	1:03.142	31.050	29.836	8	1	2:04.091	1:03.482	30.820	29.789
3	1	2:03.904	<b>1:02.781</b>	30.893	30.222	9	1	2:04.647	1:03.857	31.008	29.782
4	1	2:04.443	1:03.926	30.677	29.840	10	1	2:03.936	1:03.118	30.946	29.872
5	1	2:04.284	1:03.535	30.749	30.000	11	1	2:04.487	1:03.040	31.259	30.188
6	1	2:04.088	1:03.736	30.638	29.714	12	1	2:04.112	1:03.411	30.695	30.006

20 Téo CALVET (FRA) (FREIGHTLINER)						Theoretische Bestzeit: 1:57.487					
Lap	D	Time	S1	S2	S3	Lap	D	Time	S1	S2	S3
1	1	2:00.825	1:02.845	29.701	28.279	7	1	1:59.224	1:00.672	29.967	28.585
2	1	<b>1:57.487</b>	<b>1:00.091</b>	<b>29.595</b>	<b>27.797</b>	8	1	1:59.034	1:00.476	29.785	28.773
3	1	1:58.469	1:00.271	29.809	28.389	9	1	1:59.192	1:00.526	29.806	28.860
4	1	1:58.034	1:00.369	29.727	27.938	10	1	1:59.409	1:00.708	29.825	28.876
5	1	1:58.974	1:00.232	29.912	28.830	11	1	2:00.257	1:01.121	30.397	28.739
6	1	1:58.730	1:00.349	29.943	28.438	12	1	2:01.307	1:00.848	30.010	30.449

21 Raphael SOUSA (FRA) (FREIGHTLINER)						Theoretische Bestzeit: 1:57.549					
Lap	D	Time	S1	S2	S3	Lap	D	Time	S1	S2	S3
1	1	2:02.048	1:04.269	29.852	<b>27.927</b>	7	1	1:58.811	1:00.555	29.992	28.264
2	1	<b>1:57.704</b>	1:00.045	<b>29.712</b>	27.947	8	1	1:59.152	1:01.015	29.900	28.237
3	1	1:57.852	<b>59.910</b>	29.891	28.051	9	1	1:59.977	1:01.016	29.882	29.079
4	1	1:58.773	1:00.221	29.843	28.709	10	1	1:58.761	1:00.596	29.895	28.270
5	1	1:58.795	1:00.502	30.135	28.158	11	1	2:00.078	1:01.283	30.089	28.706
6	1	1:58.553	1:00.394	29.983	28.176	12	1	2:01.822	1:01.961	30.148	29.713

22 José SOUSA (FRA) (FREIGHTLINER)						Theoretische Bestzeit:					
Lap	D	Time	S1	S2	S3	Lap	D	Time	S1	S2	S3
1	1	2:44.997	1:16.093	<b>43.648</b>							

24 Yorick MONTAGNE (FRA) (RENAULT)						Theoretische Bestzeit: 1:59.566					
Lap	D	Time	S1	S2	S3	Lap	D	Time	S1	S2	S3
1	1	2:05.092	1:06.178	30.292	28.622	7	1	2:00.319	1:01.226	30.106	28.987
2	1	<b>1:59.653</b>	1:01.183	29.907	28.563	8	1	2:00.358	1:01.257	30.135	28.966
3	1	1:59.701	1:01.274	<b>29.882</b>	<b>28.545</b>	9	1	2:00.581	<b>1:01.131</b>	30.341	29.101
4	1	2:00.594	1:01.358	30.083	29.153	10	1	2:00.703	1:01.547	30.037	29.119
5	1	1:59.873	1:01.237	29.907	28.729	11	1	2:01.256	1:01.958	30.269	29.029
6	1	2:01.034	1:01.964	30.193	28.877	12	1	2:00.986	1:01.481	30.282	29.223

27 Pierre-Yves JAMES (FRA) (MAN)						Theoretische Bestzeit: 2:06.446					
Lap	D	Time	S1	S2	S3	Lap	D	Time	S1	S2	S3
1	1	2:22.049	1:17.938	32.306	31.805	7	1	2:09.289	1:05.993	32.401	30.895
2	1	2:09.671	1:07.532	31.802	<b>30.337</b>	8	1	2:09.026	1:04.821	32.556	31.649
3	1	2:09.270	1:05.809	32.265	31.196	9	1	2:08.378	1:04.920	31.941	31.517
4	1	2:07.406	1:04.834	32.053	30.519	10	1	<b>2:06.841</b>	<b>1:04.781</b>	31.584	30.475
5	1	2:08.192	1:05.317	31.634	31.241	11	1	2:08.891	1:06.091	<b>31.327</b>	31.473
6	1	2:09.075	1:06.239	31.741	31.095	12	1	2:07.623	1:05.205	31.655	30.763

30 Dimitri TREUVEY (FRA) (MAN)						Theoretische Bestzeit: 2:10.761					
Lap	D	Time	S1	S2	S3	Lap	D	Time	S1	S2	S3
1	1	2:21.181	1:17.037	32.186	<b>31.958</b>	3	1	<b>2:11.149</b>	<b>1:06.731</b>	<b>32.064</b>	32.346
2	1	2:21.583	1:16.970	32.443	32.170	4	1	2:32.850	1:06.898	32.492	

# 36. INT. ADAC TRUCK-GRAND-PRIX

Nürburgring, length 3629 m

13. - 16. July 2023

FFSA ADAC Mittelrhein Cup



## Lap Analysis race 1, 14.07.2023

-Reg.No.: R-12863-Truck/23

### 31 Patrick CHATELAIN (FRA) (IVECO)

Theoretische Bestzeit: 2:02.681

Lap	D	Time	S1	S2	S3	Lap	D	Time	S1	S2	S3
1	1	2:15.942	1:13.326	32.018	30.598	7	1	2:03.743	<b>1:02.811</b>	31.483	29.442
2	1	2:05.274	1:03.217	31.271	30.786	8	1	2:03.497	1:03.169	30.508	29.820
3	1	2:03.653	1:03.226	30.711	29.716	9	1	2:03.356	1:03.341	<b>30.488</b>	29.527
4	1	2:04.894	1:04.528	30.825	29.541	10	1	<b>2:02.861</b>	1:02.992	30.494	<b>29.375</b>
5	1	2:04.563	1:02.889	31.069	30.605	11	1	2:04.099	1:02.920	31.402	29.777
6	1	2:03.809	1:03.183	30.877	29.749	12	1	2:03.839	1:02.936	30.558	30.345

### 40 Anthony ROBINEAU (FRA) (MAN)

Theoretische Bestzeit: 1:59.661

Lap	D	Time	S1	S2	S3	Lap	D	Time	S1	S2	S3
1	1	2:07.752	1:07.853	30.387	29.512	7	1	2:00.524	1:01.365	29.961	29.198
2	1	2:01.249	1:02.067	30.055	29.127	8	1	<b>1:59.993</b>	<b>1:00.951</b>	29.990	29.047
3	1	2:01.426	1:01.664	30.310	29.452	9	1	2:01.112	1:02.130	<b>29.885</b>	29.097
4	1	2:02.212	1:02.751	30.437	29.024	10	1	2:04.089	1:02.114	31.362	30.613
5	1	2:00.114	1:01.261	29.955	28.898	11	1	2:00.725	1:01.709	29.912	29.104
6	1	2:00.170	1:01.366	29.984	<b>28.820</b>	12	1	2:01.664	1:01.562	30.294	29.808

### 44 Jonathan ANDRÉ (FRA) (MAN)

Theoretische Bestzeit: 1:59.155

Lap	D	Time	S1	S2	S3	Lap	D	Time	S1	S2	S3
1	1	2:10.028	1:10.317	30.097	29.614	7	1	2:00.303	1:01.748	29.873	28.682
2	1	2:00.505	1:02.181	29.888	<b>28.436</b>	8	1	2:01.343	1:01.750	30.119	29.474
3	1	2:00.074	1:01.308	30.028	28.738	9	1	2:00.750	1:02.060	30.114	28.576
4	1	2:00.293	1:01.554	<b>29.782</b>	28.957	10	1	2:02.801	1:03.421	30.739	28.641
5	1	<b>1:59.522</b>	<b>1:00.931</b>	29.957	28.628	11	1	2:00.705	1:01.331	30.378	28.996
6	1	2:00.401	1:01.442	30.095	28.864	12	1	2:00.562	1:01.107	30.153	29.302

### 68 Aurélien HERGOTT (FRA) (DAF)

Theoretische Bestzeit: 2:00.462

Lap	D	Time	S1	S2	S3	Lap	D	Time	S1	S2	S3
1	1	2:11.228	1:10.627	30.705	29.896	7	1	2:00.666	1:01.559	<b>30.341</b>	28.766
2	1	2:03.019	1:02.321	31.346	29.352	8	1	2:00.906	1:01.621	30.492	28.793
3	1	2:03.419	1:02.139	31.046	30.234	9	1	2:01.126	1:01.626	30.582	28.918
4	1	2:01.965	1:02.362	30.536	29.067	10	1	2:01.076	1:01.843	30.448	28.785
5	1	<b>2:00.639</b>	<b>1:01.361</b>	30.342	28.935	11	1	2:01.073	1:01.804	30.510	<b>28.759</b>
6	1	2:00.960	1:01.677	30.368	28.915	12	1	2:01.125	1:01.725	30.384	29.016

### 71 Stéphane LANGUILLAT (FRA) (RENAULT)

Theoretische Bestzeit: 2:03.127

Lap	D	Time	S1	S2	S3	Lap	D	Time	S1	S2	S3
1	1	2:09.205	1:08.757	30.701	29.747	7	1	<b>2:03.633</b>	<b>1:03.031</b>	31.095	<b>29.502</b>
2	1	2:03.759	1:03.613	<b>30.589</b>	29.557	8	1	2:04.166	1:03.387	31.252	29.527
3	1	2:04.801	1:03.178	31.166	30.457	9	1	2:04.875	1:03.451	31.297	30.127
4	1	2:17.829	1:17.083	31.192	29.554	10	1	2:03.918	1:03.340	30.952	29.626
5	1	2:06.058	1:03.666	31.959	30.433	11	1	2:04.228	1:03.482	30.998	29.748
6	1	2:03.793	1:03.247	30.956	29.590	12	1	2:09.724	1:08.717	31.201	29.806

### 81 Sébastien DESCOFFRES (FRA) (RENAULT)

Theoretische Bestzeit: 2:06.690


Lap	D	Time	S1	S2	S3	Lap	D	Time	S1	S2	S3
1	1	2:22.984	1:18.925	32.331	31.728	7	1	2:09.165	1:05.915	31.778	31.472
2	1	2:07.660	1:05.730	<b>31.334</b>	30.596	8	1	2:09.731	1:05.311	33.554	30.866
3	1	2:08.515	1:05.747	32.323	<b>30.445</b>	9	1	2:08.497	1:05.268	31.965	31.264
4	1	<b>2:07.483</b>	<b>1:04.911</b>	31.561	31.011	10	1	2:09.522	1:06.853	31.603	31.066
5	1	2:08.631	1:05.181	32.025	31.425	11	1	2:09.225	1:06.003	32.028	31.194
6	1	2:08.633	1:05.898	31.698	31.037	12	1	2:09.268	1:06.328	31.714	31.226

# 36. INT. ADAC TRUCK-GRAND-PRIX

Nürburgring, length 3629 m

13. - 16. July 2023

FFSA ADAC Mittelrhein Cup



## Lap Analysis race 1, 14.07.2023

-Reg.No.: R-12863-Truck/23

**94 Ivan RODRIGUES (FRA) (MAN)**

**Theoretische Bestzeit: 1:59.819**

Lap	D	Time	S1	S2	S3	Lap	D	Time	S1	S2	S3
1	1	2:06.342	1:06.983	30.694	28.665	7	1	2:00.520	<b>1:01.003</b>	30.333	29.184
2	1	2:00.620	1:01.463	30.555	<b>28.602</b>	8	1	2:01.480	1:01.287	30.539	29.654
3	1	2:00.995	1:01.885	30.320	28.790	9	1	2:00.909	1:01.455	30.274	29.180
4	1	2:01.238	1:02.105	30.412	28.721	10	1	2:04.589	1:04.491	30.586	29.512
5	1	2:00.797	1:01.375	30.449	28.973	11	1	2:01.122	1:01.461	30.587	29.074
6	1	<b>2:00.114</b>	1:01.083	<b>30.214</b>	28.817	12	1	2:01.326	1:01.642	30.394	29.290