

Lap Analysis race 2, 11.06.2023

104 Jordan Dolischka (AUT) (Suzuki Swift Cup 1.4 Turbo)

Theoretische Bestzeit: 2:36.175

Lap	D	Time	S1	S2	S3	Lap	D	Time	S1	S2	S3
1	1	2:45.021	57.840	1:14.882	32.299	7	1	2:37.565	49.222	1:15.698	32.645
2	1	2:36.485	49.462	1:14.654	32.369	8	1	2:38.350	49.299	1:16.057	32.994
3	1	2:38.837	50.301	1:15.780	32.756	9	1	2:38.449	49.545	1:15.969	32.935
4	1	2:37.793	49.252	1:15.907	32.634	10	1	2:38.196	49.344	1:15.979	32.873
5	1	2:37.820	49.371	1:15.670	32.779	11	1	2:38.476	49.460	1:16.185	32.831
6	1	2:37.871	49.251	1:15.879	32.741						

106 Lukas Puchinger (CHE) (Suzuki Swift Cup 1.4 Turbo)

Theoretische Bestzeit: 2:34.603

Lap	D	Time	S1	S2	S3	Lap	D	Time	S1	S2	S3
1	1	2:43.829	57.157	1:14.588	32.084	7	1	2:37.244	48.729	1:14.989	33.526
2	1	2:34.913	48.269	1:14.250	32.394	8	1	2:35.979	48.556	1:14.979	32.444
3	1	2:35.710	48.580	1:14.668	32.462	9	1	2:35.790	48.739	1:14.663	32.388
4	1	2:36.471	48.753	1:15.021	32.697	10	1	2:36.245	48.722	1:14.988	32.535
5	1	2:36.039	48.755	1:14.853	32.431	11	1	2:36.192	48.751	1:14.824	32.617
6	1	2:36.372	48.906	1:15.010	32.456						

110 Christoph Zellhofer (AUT) (Suzuki Swift Cup 1.4 Turbo)

Theoretische Bestzeit: 2:32.833

Lap	D	Time	S1	S2	S3	Lap	D	Time	S1	S2	S3
1	1	2:40.177	55.341	1:12.760	32.069	7	1	2:33.820	48.052	1:13.754	32.014
2	1	2:34.429	48.219	1:14.006	32.204	8	1	2:34.417	48.164	1:14.002	32.251
3	1	2:34.413	48.391	1:13.797	32.225	9	1	2:34.817	48.445	1:14.046	32.326
4	1	2:34.727	48.162	1:14.025	32.540	10	1	2:34.691	48.375	1:14.101	32.215
5	1	2:34.644	48.569	1:13.970	32.105	11	1	2:34.387	48.103	1:14.063	32.221
6	1	2:34.565	48.247	1:14.271	32.047						

142 Lukas Niedertscheider (AUT) (Suzuki Swift Cup 1.4 Turbo)

Theoretische Bestzeit: 2:32.776

Lap	D	Time	S1	S2	S3	Lap	D	Time	S1	S2	S3
1	1	2:40.554	55.614	1:12.974	31.966	7	1	2:33.944	48.043	1:13.869	32.032
2	1	2:33.694	47.836	1:13.597	32.261	8	1	2:34.478	48.053	1:13.983	32.442
3	1	2:34.256	48.363	1:13.624	32.269	9	1	2:34.738	48.272	1:14.042	32.424
4	1	2:34.931	48.012	1:14.427	32.492	10	1	2:34.618	48.445	1:13.972	32.201
5	1	2:34.709	48.714		1:45.995	11	1	2:34.473	48.221	1:14.010	32.242
6	1	2:34.436	48.150	1:14.003	32.283						

146 Fabian Ohrfandl (AUT) (Suzuki Swift Cup 1.4 Turbo)

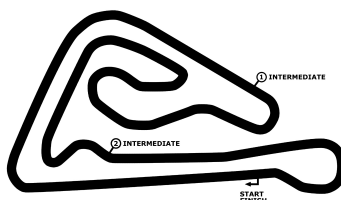
Theoretische Bestzeit: 2:33.233

Lap	D	Time	S1	S2	S3	Lap	D	Time	S1	S2	S3
1	1	2:42.753	56.367	1:13.741	32.645	7	1	2:33.258	47.934	1:13.461	31.863
2	1	2:34.522	48.031	1:13.619	32.872	8	1	2:35.555	48.302	1:14.960	32.293
3	1	2:34.300	48.374	1:13.744	32.182	9	1	2:34.776	49.233	1:13.430	32.107
4	1	2:34.731	48.368	1:14.166	32.197	10	1	2:35.530	49.166	1:13.862	32.502
5	1	2:34.591	49.047	1:13.635	31.909	11	1	2:34.634	48.776	1:13.831	32.027
6	1	2:33.904	48.289	1:13.635	31.980						

164 Martin Zellhofer (AUT) (Suzuki Swift Cup 1.4 Turbo)

Theoretische Bestzeit: 2:33.156

Lap	D	Time	S1	S2	S3	Lap	D	Time	S1	S2	S3
1	1	2:39.833	54.657	1:13.110	32.066	7	1	2:33.983	47.980	1:13.807	32.196
2	1	2:33.961	48.197	1:13.270	32.494	8	1	2:35.696	48.884	1:14.243	32.569
3	1	2:34.344	48.420	1:13.733	32.191	9	1	2:35.002	48.745	1:13.918	32.339
4	1	2:35.218	48.256	1:14.027	32.935	10	1	2:35.702	49.006	1:14.108	32.588
5	1	2:35.475	49.331	1:13.979	32.165	11	1	2:37.188	50.293	1:14.490	32.405
6	1	2:34.671	48.114	1:14.359	32.198						



Lap Analysis race 2, 11.06.2023

500 Egon Burkus (HUN) (Suzuki Swift Cup 1.6)

Theoretische Bestzeit: 2:44.194

Lap	D	Time	S1	S2	S3	Lap	D	Time	S1	S2	S3
1	1	2:52.984	1:00.444	1:18.078	34.462	7	1	2:45.307	52.362	1:18.144	34.801
2	1	2:44.834	51.837	1:18.396	34.601	8	1	2:45.839	52.596	1:18.725	34.518
3	1	2:44.966	52.100	1:18.288	34.578	9	1	2:45.403	51.821	1:19.176	34.406
4	1	2:45.551	52.325	1:18.621	34.605	10	1	2:46.284	52.375	1:19.168	34.741
5	1	2:45.890	52.391	1:18.961	34.538	11	1	2:44.781	51.851	1:18.292	34.638
6	1	2:44.499	52.126	1:17.971	34.400						

504 Balázs György (HUN) (Suzuki Swift Cup 1.6)

Theoretische Bestzeit: 2:44.642

Lap	D	Time	S1	S2	S3	Lap	D	Time	S1	S2	S3
1	1	2:53.846	1:00.732	1:18.589	34.525	7	1	2:46.535	52.454	1:19.254	34.827
2	1	2:45.024	51.811	1:18.521	34.686	8	1	2:46.891	52.295	1:19.795	34.801
3	1	2:45.815	51.949	1:18.719	35.147	9	1	2:46.794	52.463	1:19.641	34.690
4	1	2:46.908	53.523	1:19.081	34.304	10	1	2:47.875	52.864	1:20.049	34.962
5	1	2:45.802	52.145	1:19.226	34.431	11	1	2:46.642	52.347	1:19.298	34.997
6	1	2:45.939	52.218	1:19.090	34.631						

505 Balázs Hartmann (HUN) (Suzuki Swift Cup 1.4 Turbo)

Theoretische Bestzeit: 2:32.722

Lap	D	Time	S1	S2	S3	Lap	D	Time	S1	S2	S3
1	1	2:38.834	54.272	1:12.631	31.930	7	1	2:34.222	48.473	1:13.603	32.146
2	1	2:33.215	48.172	1:13.125	31.918	8	1	2:34.162	48.515	1:13.503	32.144
3	1	2:33.942	48.572	1:13.314	32.056	9	1	2:34.415	48.754	1:13.609	32.052
4	1	2:34.295	48.631	1:13.556	32.108	10	1	2:34.048	48.369	1:13.677	32.002
5	1	2:34.299	48.709	1:13.645	31.945	11	1	2:34.492	48.669	1:13.635	32.188
6	1	2:33.908	48.518	1:13.369	32.021						

507 Móríc Csermely (HUN) (Suzuki Swift Cup 1.4 Turbo)

Theoretische Bestzeit: 2:32.445

Lap	D	Time	S1	S2	S3	Lap	D	Time	S1	S2	S3
1	1	2:39.279	54.720	1:12.611	31.949	7	1	2:34.077	48.297	1:13.721	32.059
2	1	2:33.304	47.886	1:13.406	32.012	8	1	2:34.209	48.266	1:13.596	32.347
3	1	2:35.162	48.143	1:14.845	32.174	9	1	2:34.190	48.387	1:13.698	32.105
4	1	2:35.148	48.321	1:14.630	32.197	10	1	2:34.440	48.441	1:13.911	32.088
5	1	2:34.510	48.544	1:13.735	32.231	11	1	2:34.469	48.177	1:14.128	32.164
6	1	2:34.301	48.374	1:13.731	32.196						

508 Gábor Együd (HUN) (Suzuki Swift Cup 1.6)

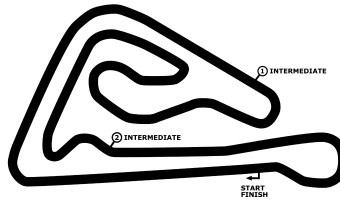
Theoretische Bestzeit: 2:46.480

Lap	D	Time	S1	S2	S3	Lap	D	Time	S1	S2	S3
1	1	2:57.246	1:02.142	1:20.044	35.060	7	1	2:47.971	53.259	1:19.591	35.121
2	1	2:47.718	53.412	1:19.380	34.926	8	1	2:47.637	53.215	1:19.559	34.863
3	1	2:48.467	53.627	1:19.806	35.034	9	1	2:47.473	52.736	1:19.699	35.038
4	1	2:48.641	53.483	1:20.117	35.041	10	1	2:49.387	53.643	1:20.631	35.113
5	1	2:47.477	53.629	1:18.881	34.967	11	1	2:49.716	53.905	1:20.307	35.504
6	1	2:47.816	53.510	1:19.259	35.047						

517 Toon Knapen (NLD) (Suzuki Swift Cup 1.4 Turbo)

Theoretische Bestzeit: 2:34.215

Lap	D	Time	S1	S2	S3	Lap	D	Time	S1	S2	S3
1	1	2:43.590	56.732	1:14.477	32.381	7	1	2:34.743	48.248	1:14.182	32.313
2	1	2:34.551	47.955	1:14.101	32.489	8	1	2:35.110	48.217	1:14.436	32.457
3	1	2:34.751	48.189	1:14.364	32.198	9	1	2:35.274	48.692	1:14.231	32.351
4	1	2:35.367	48.305	1:14.599	32.463	10	1	2:35.247	48.741	1:14.190	32.316
5	1	2:35.224	48.302	1:14.633	32.289	11	1	2:35.247	48.707	1:14.387	32.153
6	1	2:35.521	48.464	1:14.725	32.332						



Lap Analysis race 2, 11.06.2023

521 Vince Keller (HUN) (Suzuki Swift Cup 1.6)

Theoretische Bestzeit: 2:43.945

Lap	D	Time	S1	S2	S3	Lap	D	Time	S1	S2	S3
1	1	2:55.467	1:01.051	1:19.938	34.478	7	1	2:44.177	51.792	1:17.821	34.557
2	1	2:44.619	52.243	1:17.875	34.501	8	1	2:45.048	52.099	1:18.237	34.712
3	1	2:44.282	51.677	1:18.018	34.587	9	1	2:45.275	52.030	1:18.519	34.726
4	1	2:46.755	53.791	1:18.524	34.440	10	1	2:46.073	52.461	1:18.852	34.760
5	1	2:44.935	52.032	1:18.445	34.458	11	1	2:45.775	52.126	1:18.355	35.294
6	1	2:44.225	51.866	1:17.911	34.448						

523 Márton Csuzi (HUN) (Suzuki Swift Cup 1.4 Turbo)

Theoretische Bestzeit: 2:34.225

Lap	D	Time	S1	S2	S3	Lap	D	Time	S1	S2	S3
1	1	2:45.275	56.170	1:17.044	32.061	7	1	2:35.230	48.175	1:14.502	32.553
2	1	2:36.373	49.535	1:14.568	32.270	8	1	2:35.423	48.789	1:14.226	32.408
3	1	2:37.305	49.889	1:14.689	32.727	9	1	2:35.339	48.721	1:14.266	32.352
4	1	2:35.166	48.912	1:13.981	32.265	10	1	2:35.652	48.791	1:14.385	32.476
5	1	2:35.189	48.714	1:14.275	32.200	11	1	2:35.871	48.756	1:14.464	32.651
6	1	2:35.382	49.217	1:14.021	32.144						

528 Oskar Marszalkowski (POL) (Suzuki Swift Cup 1.6)

Theoretische Bestzeit: 2:45.800

Lap	D	Time	S1	S2	S3	Lap	D	Time	S1	S2	S3
1	1	2:55.344	1:01.128	1:19.672	34.544	7	1	2:48.038	53.182	1:19.880	34.976
2	1	2:46.307	52.774	1:18.581	34.945	8	1	2:48.528	53.277	1:20.008	35.243
3	1	2:47.974	52.813	1:19.841	35.320	9	1	2:48.957	53.602	1:20.257	35.098
4	1	2:48.574	53.396	1:20.391	34.787	10	1	2:54.211	53.842	1:20.794	39.575
5	1	2:47.715	52.668	1:19.781	35.266	11	1	2:48.151	52.956	1:19.850	35.345
6	1	2:48.236	53.583	1:19.489	35.164						

544 Gábor György (HUN) (Suzuki Swift Cup 1.6)

Theoretische Bestzeit: 2:44.567

Lap	D	Time	S1	S2	S3	Lap	D	Time	S1	S2	S3
1	1	2:56.711	1:01.248	1:20.627	34.836	7	1	2:45.699	52.207	1:18.611	34.881
2	1	2:46.227	52.599	1:19.117	34.511	8	1	2:45.382	51.899	1:18.838	34.645
3	1	2:46.811	52.251	1:19.618	34.942	9	1	2:44.594	51.922	1:18.151	34.515
4	1	2:47.595	53.792	1:19.253	34.550	10	1	2:46.968	52.503	1:19.457	35.008
5	1	2:45.318	52.181	1:18.488	34.649	11	1	2:47.151	52.614	1:18.785	35.752
6	1	2:45.808	52.355	1:18.901	34.552						

550 János Csik (HUN) (Suzuki Swift Cup 1.4 Turbo)

Theoretische Bestzeit: 2:33.725

Lap	D	Time	S1	S2	S3	Lap	D	Time	S1	S2	S3
1	1	2:41.515	55.605	1:13.903	32.007	7	1	2:33.872	47.986	1:14.008	31.878
2	1	2:34.991	48.415	1:14.127	32.449	8	1	2:35.668	48.551	1:14.755	32.362
3	1	2:34.564	48.525	1:13.861	32.178	9	1	2:35.867	49.391	1:14.385	32.091
4	1	2:34.609	48.479	1:14.031	32.099	10	1	2:35.009	48.392	1:14.391	32.226
5	1	2:34.322	48.390	1:13.862	32.070	11	1	2:38.484	49.778	1:16.189	32.517
6	1	2:33.860	48.080	1:13.869	31.911						

566 Fabian Dybionka (POL) (Suzuki Swift Cup 1.4 Turbo)

Theoretische Bestzeit: 2:33.884

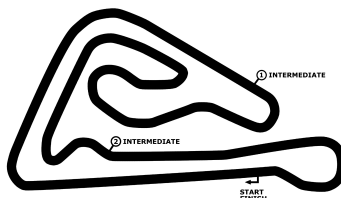
Lap	D	Time	S1	S2	S3	Lap	D	Time	S1	S2	S3
1	1	2:43.040	56.699	1:13.877	32.464	7	1	2:34.668	48.198	1:14.127	32.343
2	1	2:34.506	48.312	1:13.681	32.507	8	1	2:34.340	48.141	1:13.888	32.311
3	1	2:34.760	48.066	1:14.435	32.259	9	1	2:34.687	48.201	1:14.315	32.171
4	1	2:34.743	48.457	1:13.972	32.314	10	1	2:34.644	48.026	1:14.230	32.388
5	1	2:35.463	48.661	1:14.396	32.406	11	1	2:37.344	48.769	1:16.107	32.468
6	1	2:34.741	48.293	1:13.933	32.515						

OMV MAXXOTION FIA ETRC TRUCK RACE OF SLOVAKIA

Slovakia Ring, length 5922 m

10 & 11 June 2023

Swift Cup Europe



Lap Analysis race 2, 11.06.2023

571 Maciej Szubczynski (POL) (Suzuki Swift Cup 1.6)

Theoretische Bestzeit: 2:45.740

Lap	D	Time	S1	S2	S3	Lap	D	Time	S1	S2	S3
1	1	2:56.494	1:00.670	1:20.965	34.859	7	1	2:48.225	53.522	1:19.709	34.994
2	1	2:45.816	52.466	1:18.41!	34.935	8	1	2:48.356	53.346	1:19.963	35.047
3	1	2:47.929	52.488	1:20.351	35.090	9	1	2:48.855	53.800	1:20.188	34.867
4	1	2:49.192	53.936	1:19.789	35.467	10	1	2:50.973	54.858	1:20.764	35.351
5	1	2:47.004	52.683	1:19.068	35.253	11	1	2:49.761	54.056	1:20.391	35.314
6	1	2:48.150	54.123	1:19.102	34.925						

586 Aleks Sówka (POL) (Suzuki Swift Cup 1.4 Turbo)

Theoretische Bestzeit: 2:33.860

Lap	D	Time	S1	S2	S3	Lap	D	Time	S1	S2	S3
1	1	2:42.528	56.344	1:13.802	32.382	7	1	2:34.769	48.588	1:13.825	32.356
2	1	2:34.378	48.041	1:13.773	32.564	8	1	2:34.799	48.646	1:13.847	32.306
3	1	2:34.481	48.370	1:13.903	32.208	9	1	2:34.579	48.528	1:13.873	32.178
4	1	2:34.594	48.400	1:14.090	32.104	10	1	2:34.380	48.155	1:14.028	32.197
5	1	2:35.556	49.218	1:14.213	32.125	11	1	2:37.610	49.845	1:15.412	32.353
6	1	2:34.503	48.517	1:13.71!	32.271						