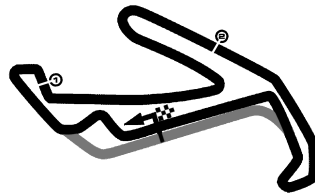


# MISANO GRAND PRIX TRUCK 2023

Misano World Circuit, length 4048 m

21 & 22 May 2022

smart EQ fortwo e-cup



## Lap Analysis Race 2, 21.05.2023

### 1 Gianluca Carboni () (smart EQ fortwo e-cup)

Theoretische Bestzeit: 2:20.925

Lap	D	Time	S1	S2	S3	Lap	D	Time	S1	S2	S3		
1	1	2:42.322	50.774	93	57.651	53.897	4	1	2:26.429	37.121	<b>100</b>	57.430	51.878
2	1	2:22.995	36.053	95	54.600	52.342	5	1	2:22.061	35.640	100	55.047	<b>51.374</b>
3	1	2:23.373	35.575	98	54.931	52.867	6	1	<b>2:21.118</b>	<b>35.346</b>	97	<b>54.205</b>	51.567

### 3 Riccardo Longo () (smart EQ fortwo e-cup)

Theoretische Bestzeit: 2:22.125

Lap	D	Time	S1	S2	S3	Lap	D	Time	S1	S2	S3		
1	1	2:38.823	48.767	99	55.737	54.319	4	1	2:23.965	36.644	98	55.196	52.125
2	1	2:25.169	37.122	<b>101</b>	55.488	52.559	5	1	<b>2:22.292</b>	35.931	98	<b>54.556</b>	<b>51.805</b>
3	1	2:24.261	36.570	97	54.815	52.876	6	1	2:22.464	<b>35.764</b>	97	54.653	52.047

### 4 Matteo Riccardi () (smart EQ fortwo e-cup)

Theoretische Bestzeit: 2:21.971

Lap	D	Time	S1	S2	S3	Lap	D	Time	S1	S2	S3		
1	1	2:37.575	47.189	97	56.532	53.854	4	1	2:26.218	37.429	96	56.450	52.339
2	1	2:25.702	37.048	99	56.008	52.646	5	1	2:23.775	36.511	96	55.298	51.966
3	1	2:25.043	37.031	97	55.148	52.864	6	1	<b>2:21.971</b>	<b>35.588</b>	<b>100</b>	<b>54.459</b>	<b>51.924</b>

### 6 Matteo Gonfiantini () (smart EQ fortwo e-cup)

Theoretische Bestzeit: 2:21.223

Lap	D	Time	S1	S2	S3	Lap	D	Time	S1	S2	S3		
1	1	2:38.006	47.891	<b>102</b>	56.094	54.021	4	1	2:22.856	35.875	98	54.511	52.470
2	1	2:24.628	37.014	99	55.218	52.396	5	1	2:21.494	35.625	99	54.330	<b>51.539</b>
3	1	2:23.916	36.479	100	55.373	52.064	6	1	<b>2:21.457</b>	<b>35.462</b>	99	<b>54.222</b>	51.773

### 7 Gianlberto Coldani () (smart EQ fortwo e-cup)

Theoretische Bestzeit: 2:22.190

Lap	D	Time	S1	S2	S3	Lap	D	Time	S1	S2	S3		
1	1	2:36.947	46.674	96	56.968	53.305	4	1	2:24.342	36.713	96	54.502	53.127
2	1	2:24.931	36.844	98	55.200	52.887	5	1	2:22.647	36.076	<b>100</b>	<b>54.232</b>	<b>52.339</b>
3	1	2:23.462	36.138	99	54.655	52.669	6	1	<b>2:22.570</b>	<b>35.619</b>	98	54.329	52.622

### 12 Gabriele Torelli () (smart EQ fortwo e-cup)

Theoretische Bestzeit: 2:21.085

Lap	D	Time	S1	S2	S3	Lap	D	Time	S1	S2	S3		
1	1	2:39.246	49.743	96	56.020	53.483	4	1	2:21.482	35.512	96	54.560	<b>51.410</b>
2	1	2:23.470	36.409	<b>98</b>	54.721	52.340	5	1	2:21.623	35.564	98	54.546	51.513
3	1	2:23.564	36.784	98	55.023	51.757	6	1	<b>2:21.357</b>	<b>35.243</b>	98	<b>54.432</b>	51.682

### 13 Alex Lancellotti () (smart EQ fortwo e-cup)

Theoretische Bestzeit: 2:20.793

Lap	D	Time	S1	S2	S3	Lap	D	Time	S1	S2	S3		
1	1	2:42.961			54.686		4	1	2:22.701	36.439	99	54.452	51.810
2	1	2:23.940	36.455	98	54.400	53.085	5	1	2:23.370	37.225	<b>100</b>	54.609	<b>51.536</b>
3	1	2:22.955	36.094	98	54.506	52.355	6	1	<b>2:21.274</b>	<b>35.225</b>	98	<b>54.032</b>	52.017

### 16 Tomas Denis Calvagni () (smart EQ fortwo e-cup)

Theoretische Bestzeit: 2:21.720

Lap	D	Time	S1	S2	S3	Lap	D	Time	S1	S2	S3		
1	1	5:02.716	49.022	97	3:22.610	<b>51.084</b>	4	1	2:24.305	36.815	95	55.110	52.380
2	1	<b>02.159</b>					5	1	2:23.090				52.157
3	1	2:24.910	36.479	100	54.742	53.689	6	1	2:22.646	<b>36.029</b>	<b>105</b>	<b>54.607</b>	52.010

### 21 Piergiorgio Capra () (smart EQ fortwo e-cup)

Theoretische Bestzeit: 2:22.582

Lap	D	Time	S1	S2	S3	Lap	D	Time	S1	S2	S3		
1	1	2:38.078	47.371	97	57.146	53.561	4	1	2:23.818	36.750	99	54.900	<b>52.168</b>
2	1	2:30.141	38.154	<b>100</b>	59.003	52.984	5	1	2:23.177	35.994	99	54.745	52.438
3	1	2:23.536	36.301	98	<b>54.720</b>	52.515	6	1	<b>2:23.115</b>	<b>35.694</b>	98	54.976	52.445

### 23 Flaviano Ferri () (smart EQ fortwo e-cup)

Theoretische Bestzeit: 2:25.901

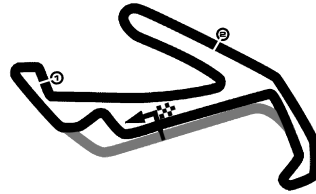
Lap	D	Time	S1	S2	S3	Lap	D	Time	S1	S2	S3		
1	1	2:41.455	47.855	<b>98</b>	58.455	55.145	4	1	<b>2:26.660</b>	37.081	96	56.015	53.564
2	1	2:29.732	39.128	96	55.916	54.688	5	1	2:26.765	36.913	96	56.366	53.486
3	1	2:27.972	38.097	97	<b>55.883</b>	53.992	6	1	2:27.268	<b>36.620</b>	97	57.250	<b>53.398</b>

# MISANO GRAND PRIX TRUCK 2023

Misano World Circuit, length 4048 m

21 & 22 May 2022

smart EQ fortwo e-cup



## Lap Analysis Race 2, 21.05.2023

27 Marco Mosconi () (smart EQ fortwo e-cup)							Theoretische Bestzeit: 2:23.501						
Lap	D	Time	S1	S2	S3	Lap	D	Time	S1	S2	S3		
1	1	2:43.785	50.201	94	59.831	53.753	4	1	2:24.781	37.276	98	54.763	52.742
2	1	2:24.146	36.308	99	54.897	52.941	5	1	2:23.742	36.101	98	<b>54.714</b>	52.927
3	1	<b>2:23.567</b>	<b>36.059</b>	<b>100</b>	54.780	<b>52.728</b>	6	1	2:24.393	36.067	100	54.748	53.578


31 Andrea Bodellini () (smart EQ fortwo e-cup)							Theoretische Bestzeit: 2:22.513						
Lap	D	Time	S1	S2	S3	Lap	D	Time	S1	S2	S3		
1	1	2:41.129	50.474	94	56.835	53.820	4	1	2:23.585	36.606	99	55.130	<b>51.849</b>
2	1	2:24.322	36.374	<b>99</b>	55.148	52.800	5	1	2:23.651	37.243	97	<b>54.475</b>	51.933
3	1	2:23.893	36.436		55.090	52.367	6	1	<b>2:22.663</b>	<b>36.189</b>	96	54.538	51.936

# MISANO GRAND PRIX TRUCK 2023

Misano World Circuit, length 4048 m

21 & 22 May 2022

smart EQ fortwo e-cup



## Lap Analysis Race 2, 21.05.2023

### 44 Giuseppe Marech () (smart EQ fortwo e-cup)

Theoretische Bestzeit: 2:23.534

Lap	D	Time	S1	S2	S3	Lap	D	Time	S1	S2	S3		
1	1	2:39.810	48.330	97	57.580	53.900	4	1	<b>2:23.860</b>	36.330	98	55.058	<b>52.472</b>
2	1	2:26.921	37.375	<b>99</b>	56.125	53.421	5	1	2:24.352	36.925	98	54.932	52.495
3	1	2:24.534	36.722	98	<b>54.755</b>	53.057	6	1	2:24.943	<b>36.307</b>	98	54.929	53.707

### 84 Mattia Lancellotti () (smart EQ fortwo e-cup)

Theoretische Bestzeit: 2:21.798

Lap	D	Time	S1	S2	S3	Lap	D	Time	S1	S2	S3		
1	1	2:42.040	49.916	92		4	1	2:23.111	36.576	95	54.560	51.975	
2	1	2:23.590	36.041	<b>100</b>	54.897	52.652	5	1	<b>2:22.060</b>	35.695	99	54.459	<b>51.906</b>
3	1	2:23.254	36.148	98	54.679	52.427	6	1	2:22.723	<b>35.455</b>	100	<b>54.437</b>	52.831

### 85 Giuseppe De Pasquale () (smart EQ fortwo e-cup)

Theoretische Bestzeit: 2:21.668

Lap	D	Time	S1	S2	S3	Lap	D	Time	S1	S2	S3		
1	1	2:40.633	50.759	93	56.679	53.195	4	1	2:23.327	36.937	96	54.473	51.917
2	1	2:23.760	36.223	99	55.012	52.525	5	1	<b>2:21.907</b>	35.681	<b>100</b>	54.429	<b>51.797</b>
3	1	2:24.127	36.323	96	55.034	52.770	6	1	2:22.809	<b>35.610</b>	100	<b>54.261</b>	52.938

### 90 Gianluca Mauriello () (smart EQ fortwo e-cup)

Theoretische Bestzeit: 2:24.532

Lap	D	Time	S1	S2	S3	Lap	D	Time	S1	S2	S3		
1	1	2:45.164	49.349	83	1:00.436	55.379	4	1	2:26.434	36.768	98	55.586	54.080
2	1	2:27.817	37.668	98	55.916	54.233	5	1	<b>2:24.841</b>	36.430	<b>99</b>	55.433	<b>52.978</b>
3	1	2:27.270	37.336	98	55.603	54.331	6	1	2:24.880	<b>36.167</b>	97	<b>55.387</b>	53.326

### 103 Filippo Bencivenni () (smart EQ fortwo e-cup)

Theoretische Bestzeit: 2:21.040

Lap	D	Time	S1	S2	S3	Lap	D	Time	S1	S2	S3		
1	1	2:38.198	49.359	92	56.161	52.678	4	1	2:23.429	35.212	97	56.226	51.991
2	1	2:23.272	36.685	<b>99</b>	54.779	51.808	5	1	2:21.570	35.532	99	54.480	51.558
3	1	2:22.627	35.662	97	54.882	52.083	6	1	<b>2:21.040</b>	<b>35.120</b>	98	<b>54.443</b>	<b>51.477</b>

### 225 Mattia Carlotto () (smart EQ fortwo e-cup)

Theoretische Bestzeit: 2:22.510

Lap	D	Time	S1	S2	S3	Lap	D	Time	S1	S2	S3		
1	1	2:39.066	48.503	98	56.224	54.339	4	1	<b>2:22.835</b>	<b>35.806</b>	97	54.951	<b>52.078</b>
2	1	2:24.276	36.874	97	55.301	52.101	5	1	2:22.889	35.921	97	<b>54.626</b>	52.342
3	1	2:23.878	36.428	98	54.899	52.551	6	1	2:23.469	35.856	<b>99</b>	54.711	52.902