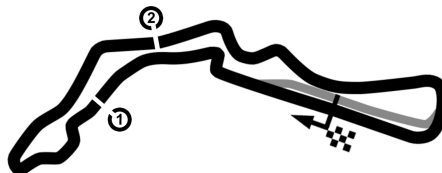


CZECH TRUCK PRIX 2024

Autodrom Most, length 4212 m

30. August - 01. September 2024

Nascar Whelen Euro Series Pro



Lap Analysis warm up, 01.09.2024

-Reg.No.: 003ZAO240822

1 Vladimiros Tziortzis (CYP) (Ford Mustang)

Theoretische Bestzeit: 1:41.630

Lap	D	Time	S1	S2	S3	Lap	D	Time	S1	S2	S3
1	1	2:24.575	53.006	43.941	47.628	4	1	1:42.352	26.203	34.573	41.576
2	1	1:44.704	27.514	35.375	41.815	5	1	1:41.630	26.151	34.271	41.208
3	1	1:53.718	26.217	34.580	52.921	6	1	2:11.376	26.385	37.213	

3 Paul Jouffreau (FRA) (Ford Mustang)

Theoretische Bestzeit: 1:40.617

Lap	D	Time	S1	S2	S3	Lap	D	Time	S1	S2	S3
1	1	2:39.208	1:14.503	40.110	44.595	5	1	1:41.219	26.107	33.801	41.311
2	1	1:48.089	28.056	36.465	43.568	6	1	1:40.624	25.700	33.808	41.116
3	1	1:43.874	27.375	34.902	41.597	7	1	2:16.550	29.438	39.581	
4	1	1:42.029	26.408	34.407	41.214						

7 Martin Doubek (CZE) (Ford Mustang)

Theoretische Bestzeit: 1:40.147

Lap	D	Time	S1	S2	S3	Lap	D	Time	S1	S2	S3
1	1	2:31.721	1:07.938	40.436	43.347	5	1	1:40.535	25.933	33.702	40.900
2	1	1:43.251	26.877	34.858	41.516	6	1	1:40.147	25.751	33.557	40.839
3	1	1:42.685	26.003	34.318	42.364	7	1	2:10.354	32.029	38.022	
4	1	1:42.364	26.590	33.825	41.949						

8 Dario Caso (ITA) (Chevrolet Camaro)

Theoretische Bestzeit: 1:44.205

Lap	D	Time	S1	S2	S3	Lap	D	Time	S1	S2	S3
1	1	2:56.913	1:26.515	42.975	47.423	4	1	1:45.299	27.124	35.569	42.606
2	1	1:51.358	29.102	37.739	44.517	5	1	1:44.526	26.327	35.272	42.927
3	1	1:47.334	28.119	36.386	42.829	6	1	2:28.475	33.768	40.973	

11 Reza Sardeha (NLD) (Ford Mustang)

Theoretische Bestzeit: 1:45.802

Lap	D	Time	S1	S2	S3	Lap	D	Time	S1	S2	S3
1	1	3:12.840	1:34.603	46.304	51.933	4	1	1:46.963	27.163	36.071	43.729
2	1	1:55.132	29.023	40.692	45.417	5	1	1:47.022	27.635	36.362	43.025
3	1	1:47.183	27.852	36.245	43.086	6	1	2:20.712	26.706	43.593	

14 Ulysse Delsaux (FRA) (Ford Mustang)

Theoretische Bestzeit: 1:40.906

Lap	D	Time	S1	S2	S3	Lap	D	Time	S1	S2	S3
1	1	2:22.214	58.845	39.293	44.076	4	1	1:42.834	25.892	34.378	42.564
2	1	1:42.500	26.715	34.365	41.420	5	1	1:40.975	25.961	33.928	41.086
3	1	1:41.939	26.258	34.100	41.581	6	1	2:00.861	26.115	36.182	

21 Liam Lambert (GBR) (Chevrolet Camaro)

Theoretische Bestzeit: 1:41.905

Lap	D	Time	S1	S2	S3	Lap	D	Time	S1	S2	S3
1	1	1:58.264	38.464	36.899	42.901	4	1	1:41.993	26.329	34.183	41.481
2	1	1:43.516	26.896	34.793	41.827	5	1	1:43.753	27.484	34.305	41.964
3	1	1:42.425	26.632	34.327	41.466	6	1	1:59.310	26.256	34.550	

24 Vittorio Ghirelli (ITA) (Chevrolet Camaro)

Theoretische Bestzeit: 1:39.725

Lap	D	Time	S1	S2	S3	Lap	D	Time	S1	S2	S3
1	1	2:04.253	38.711	37.070	48.472	4	1	1:39.924	25.645	33.702	40.577
2	1	1:42.290	26.295	34.086	41.909	5	1	1:42.571	26.505	34.521	41.545
3	1	1:40.231	25.676	33.705	40.850	6	1	1:53.435	25.602	33.546	

27 Simone Giussani (ITA) (Ford Mustang)

Theoretische Bestzeit: 1:44.060

Lap	D	Time	S1	S2	S3	Lap	D	Time	S1	S2	S3
1	1	2:11.363	46.856	39.227	45.280	4	1	2:18.190	38.707	42.654	
2	1	1:45.642	26.898	35.327	43.417	5	1	2:49.340	1:31.109	35.041	43.190
3	1	1:54.669	26.275	37.233	51.161	6	1	2:04.259	26.300	34.595	

30 Ryan Vargas (USA) (Chevrolet Camaro)

Theoretische Bestzeit: 1:41.847

Lap	D	Time	S1	S2	S3	Lap	D	Time	S1	S2	S3
1	1	2:33.232	1:09.138	40.665	43.429	5	1	1:42.099	26.401	34.032	41.666
2	1	1:43.762	27.037	34.885	41.840	6	1	1:42.198	26.546	34.238	

Timekeeping and Dataservice: wige SOLUTIONS GmbH & Co. KG, Meckenheim (GER)



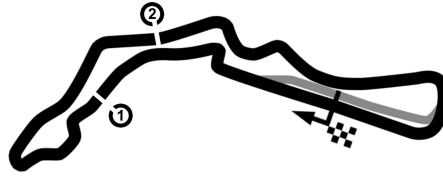
Chief timekeeping: Stefan Schlerkmann, Roetgen (GER), stefan.schlerkmann@wige.de

CZECH TRUCK PRIX 2024

Autodrom Most, length 4212 m

30. August - 01. September 2024

Nascar Whelen Euro Series Pro



Lap Analysis warm up, 01.09.2024

-Reg.No.: 003ZAO240822

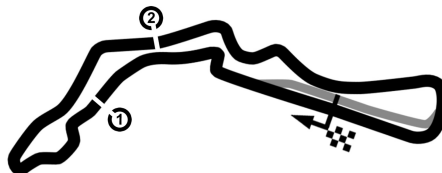
Lap	D	Time	S1	S2	S3	Lap	D	Time	S1	S2	41.434
Lap	D	Time	S1	S2	S3	Lap	D	Time	S1	S2	S3
3	1	1:43.910	26.516	34.694	42.700	7	1	2:10.476	29.684	40.383	
4	1	1:42.337	26.494	34.226	41.617						

CZECH TRUCK PRIX 2024

Autodrom Most, length 4212 m

30. August - 01. September 2024

Nascar Whelen Euro Series Pro



Lap Analysis warm up, 01.09.2024

-Reg.No.: 003ZAO240822

33 Lucas Lasserre (FRA) (Ford Mustang)

Theoretische Bestzeit: 1:40.764

Lap	D	Time	S1	S2	S3	Lap	D	Time	S1	S2	S3
1	1	2:24.872	1:00.831	38.601	45.440	5	1	1:40.865	25.752	33.877	41.236
2	1	1:43.113	25.905	35.200	42.008	6	1	1:41.096	25.871	34.090	41.135
3	1	1:41.928	25.970	34.178	41.780	7	1	2:07.387	26.163	36.423	
4	1	1:41.368	25.867	34.179	41.322						

34 Thomas Toffel (CHE) (Chevrolet Camaro)

Theoretische Bestzeit: 1:41.152

Lap	D	Time	S1	S2	S3	Lap	D	Time	S1	S2	S3
1	1	2:06.042	40.186	36.529	49.327	5	1	1:41.865	25.969	33.985	41.911
2	1	1:42.952	26.549	34.688	41.715	6	1	1:41.543	25.923	34.107	41.513
3	1	1:41.928	26.104	34.135	41.689	7	1	2:16.853	30.717	41.339	
4	1	1:41.701	25.879	34.534	41.288						

43 Riccardo Romagnoli (ITA) (Chevrolet Camaro)

Theoretische Bestzeit: 1:42.260

Lap	D	Time	S1	S2	S3	Lap	D	Time	S1	S2	S3
1	1	2:06.684	41.639	37.344	47.701	4	1	1:42.937	26.257	34.434	42.246
2	1	1:43.485	26.738	34.709	42.038	5	1	1:42.930	26.427	34.504	41.999
3	1	1:42.640	26.440	34.514	41.686	6	1	2:09.777	26.140	37.222	

46 Thomas Krasonis (GRC) (Chevrolet Camaro)

Theoretische Bestzeit: 1:41.925

Lap	D	Time	S1	S2	S3	Lap	D	Time	S1	S2	S3
1	1	2:45.521	1:11.431	48.056	46.034	4	1	1:41.993	26.175	34.210	41.608
2	1	1:44.893	27.104	35.083	42.706	5	1	2:00.434	26.131	34.186	
3	1	1:42.599	26.292	34.282	42.025						

47 Victor Neumann (FRA) (Chevrolet Camaro)

Theoretische Bestzeit: 1:42.151

Lap	D	Time	S1	S2	S3	Lap	D	Time	S1	S2	S3
1	1	2:33.045	1:05.289	41.980	45.776	5	1	1:42.797	26.810	34.409	41.578
2	1	1:45.311	27.223	35.588	42.500	6	1	1:43.769	26.164	35.600	42.005
3	1	1:43.438	26.602	34.760	42.076	7	1	2:11.797	28.399	38.934	
4	1	1:43.243	26.733	34.748	41.762						

48 Nick Strickler (USA) (Chevrolet Camaro)

Theoretische Bestzeit: 1:43.627

Lap	D	Time	S1	S2	S3	Lap	D	Time	S1	S2	S3
1	1	2:29.981	1:04.870	41.611	43.500	5	1	1:48.086	26.780	35.016	46.290
2	1	1:45.781	27.265	35.476	43.040	6	1	1:44.525	27.060	35.358	42.107
3	1	1:45.144	26.784	35.309	43.051	7	1	2:17.943	30.063	42.067	
4	1	1:45.461	27.368	34.740	43.353						

50 Liam Hezemans (NLD) (Toyota Camry)

Theoretische Bestzeit: 1:39.980

Lap	D	Time	S1	S2	S3	Lap	D	Time	S1	S2	S3
1	1	2:26.942	1:05.452	39.205	42.285	5	1	1:40.328	25.923	33.684	40.721
2	1	1:46.986	26.323	34.580	46.083	6	1	1:40.141	25.680	33.579	40.882
3	1	1:43.173	25.981	33.960	43.232	7	1	2:08.295	32.252	36.418	
4	1	1:42.040	26.359	34.135	41.546						

54 Gianmarco Ercoli (ITA) (Chevrolet Camaro)

Theoretische Bestzeit: 1:40.697

Lap	D	Time	S1	S2	S3	Lap	D	Time	S1	S2	S3
1	1	2:05.813	45.861	35.651	44.301	5	1	1:40.903	26.190	33.700	41.013
2	1	1:41.906	25.984	34.269	41.653	6	1	1:42.800	26.037	34.354	42.409
3	1	1:49.082	26.085	35.268	47.729	7	1	2:13.624	26.052	41.042	
4	1	1:41.320	26.177	34.077	41.066						

55 Fabrizio Armetta (ITA) (Chevrolet Camaro)

Theoretische Bestzeit: 1:42.1

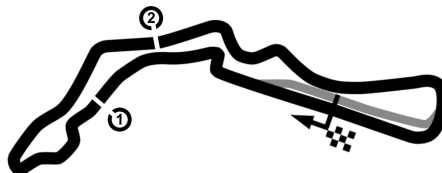
Lap	D	Time	S1	S2	S3	Lap	D	Time	S1	S2	S3
1	1	2:05.080	39.763	36.384	48.933	4	1	1:41.162			
2	1	1:42.111	26.521	34.312	41.278	5	1	1:40.849			
3	1	1:42.437				6	1	1:40.590			

CZECH TRUCK PRIX 2024

Autodrom Most, length 4212 m

30. August - 01. September 2024

Nascar Whelen Euro Series Pro



Lap Analysis warm up, 01.09.2024

-Reg.No.: 003ZAO240822

66 Thomas Dombrowski (FRA) (Chevrolet Camaro)

Theoretische Bestzeit: 1:42.525

Lap	D	Time	S1	S2	S3	Lap	D	Time	S1	S2	S3
1	1	2:36.381	1:10.131	40.178	46.072	5	1	1:43.280	26.470	34.482	42.328
2	1	1:44.947	27.125	35.091	42.731	6	1	1:42.761	26.283	34.506	41.972
3	1	1:43.357	26.180	34.973	42.204	7	1	2:13.263	29.292	37.444	
4	1	1:42.755	26.071	34.562	42.122						

69 Sebastiaan Bleekemolen (NLD) (Toyota Camry)

Theoretische Bestzeit: 1:40.592

Lap	D	Time	S1	S2	S3	Lap	D	Time	S1	S2	S3
1	1	3:10.382	1:46.712	38.614	45.056	4	1	1:41.004	25.868	34.090	41.046
2	1	1:50.188	27.046	35.697	47.445	5	1	1:40.594	25.553	33.993	41.048
3	1	1:41.423	26.071	34.219	41.133	6	1	2:23.423	32.477	42.100	

72 Marc Goossens (BEL) (Toyota Camry)

Theoretische Bestzeit: 1:40.483

Lap	D	Time	S1	S2	S3	Lap	D	Time	S1	S2	S3
1	1	2:39.300			49.925	5	1	1:40.804	25.677	34.013	41.114
2	1	1:51.549	30.643	37.329	43.577	6	1	1:40.555	25.749	33.721	41.085
3	1	1:42.416	26.331	34.277	41.808	7	1	2:12.028	25.797	39.352	
4	1	1:52.549	29.881	38.636	44.032						

77 Julien Rehberg (DEU) (Chevrolet Camaro)

Theoretische Bestzeit: 1:43.788

Lap	D	Time	S1	S2	S3	Lap	D	Time	S1	S2	S3
1	1	2:21.925	55.604	39.916	46.405	5	1	1:45.949	26.955	35.355	43.639
2	1	1:48.411	28.279	35.645	44.487	6	1	1:43.980	26.719	35.037	42.224
3	1	1:45.272	26.781	35.518	42.973	7	1	2:10.826	29.396	38.587	
4	1	1:44.713	26.646	34.918	43.149						

88 Max Lanza (ITA) (Chevrolet Camaro)

Theoretische Bestzeit: 1:41.286

Lap	D	Time	S1	S2	S3	Lap	D	Time	S1	S2	S3
1	1	2:20.263	56.642	39.485	44.136	4	1	1:41.286	25.922	34.041	41.323
2	1	1:43.382	26.883	34.889	41.610	5	1	1:41.863	25.987	34.379	41.497
3	1	1:42.505	26.440	34.292	41.773	6	1	2:10.799	26.716	38.892	

99 Tobias Dauenhauer (DEU) (Chevrolet Camaro)

Theoretische Bestzeit: 1:42.700

Lap	D	Time	S1	S2	S3	Lap	D	Time	S1	S2	S3
1	1	2:16.484	54.348	38.695	43.441	4	1	1:41.720			
2	1	1:44.077	27.476	35.063	41.538	5	1	1:41.098			
3	1	1:42.175	26.099		1:16.076	6	1	1:40.821			