


# CZECH TRUCK PRIX 2024

Autodrom Most, length 4212 m

30. August - 01. September 2024

Nascar Whelen Euro Series Pro



## Lap Analysis race 2, 01.09.2024

-Reg.No.: 003ZAO240822

### 1 Vladimiros Tziortzis (CYP) (Ford Mustang)

Theoretische Bestzeit: 1:41.544

Lap	D	Time	S1	S2	S3	Lap	D	Time	S1	S2	S3
1	1	3:23.308	1:02.557	54.098	1:26.653	10	1	1:41.915	26.240	34.274	<b>41.401</b>
2	1	1:47.338	29.098	35.774	42.466	11	1	1:42.880	26.407	34.668	41.805
3	1	1:42.928	26.495	34.617	41.816	12	1	1:43.248	26.891	34.388	41.969
4	1	1:42.533	26.201	34.566	41.766	13	1	1:42.393	26.424	34.252	41.717
5	1	1:41.829	26.136	34.193	41.500	14	1	1:47.314	31.423	34.328	41.563
6	1	<b>1:41.773</b>	<b>26.022</b>	34.328	41.423	15	1	1:42.532	26.572	34.349	41.611
7	1	1:41.845	26.138	<b>34.121</b>	41.586	16	1	1:42.563	26.116	34.779	41.668
8	1	1:42.208	26.180	34.203	41.825	17	1	1:42.736	26.642	34.382	41.712
9	1	1:42.155	26.372	34.287	41.496						

### 3 Paul Jouffreau (FRA) (Ford Mustang)

Theoretische Bestzeit: 1:40.907

Lap	D	Time	S1	S2	S3	Lap	D	Time	S1	S2	S3
1	1	3:21.842	56.198	55.553	1:30.091	10	1	<b>1:41.080</b>	<b>25.905</b>	34.005	41.170
2	1	1:44.382	28.595	34.141	41.646	11	1	1:41.352	26.160	34.045	41.147
3	1	1:41.970	26.266	34.004	41.700	12	1	1:41.302	26.099	34.000	41.203
4	1	1:41.503	26.123	33.902	41.478	13	1	1:41.409	26.114	34.028	41.267
5	1	1:41.313	25.976	<b>33.859</b>	41.478	14	1	1:41.338	26.109	34.018	41.211
6	1	1:41.453	26.034	33.884	41.535	15	1	1:41.378	25.957	34.128	41.293
7	1	1:41.269	25.989	33.904	41.376	16	1	1:41.407	25.946	34.108	41.353
8	1	1:41.185	26.061	33.933	41.191	17	1	1:41.751	26.123	34.247	41.381
9	1	1:41.255	26.035	34.077	<b>41.143</b>						

### 7 Martin Doubek (CZE) (Ford Mustang)

Theoretische Bestzeit: 1:41.453

Lap	D	Time	S1	S2	S3	Lap	D	Time	S1	S2	S3
1	1	3:22.861	1:00.272	54.970	1:27.619	10	1	1:41.885	26.132	34.366	<b>41.387</b>
2	1	1:46.718	29.227	35.255	42.236	11	1	1:43.270	26.228	34.398	42.644
3	1	1:42.389	26.465	34.141	41.783	12	1	1:42.126	26.174	34.496	41.456
4	1	1:42.369	26.430	34.165	41.774	13	1	1:42.863	26.249	34.401	42.213
5	1	<b>1:41.854</b>	26.241	34.085	41.528	14	1	1:42.930	26.382	34.068	42.480
6	1	1:42.013	26.139	34.266	41.608	15	1	1:42.098	26.251	34.302	41.545
7	1	1:41.939	26.148	<b>34.025</b>	41.766	16	1	1:41.857	<b>26.041</b>	34.259	41.557
8	1	1:42.876	26.627	34.402	41.847	17	1	1:44.458	26.170	34.438	43.850
9	1	1:41.953	26.307	34.089	41.557						

### 8 Dario Caso (ITA) (Chevrolet Camaro)

Theoretische Bestzeit: 1:42.644

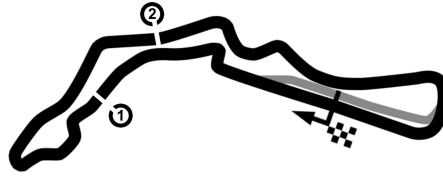
Lap	D	Time	S1	S2	S3	Lap	D	Time	S1	S2	S3
1	1	3:24.635	1:07.364	53.745	1:23.526	10	1	1:43.921	26.543	35.263	42.115
2	1	1:49.909	29.688	36.061	44.160	11	1	1:43.831	26.628	35.016	42.187
3	1	1:44.850	27.624	34.617	42.609	12	1	1:43.518	26.692	34.828	41.998
4	1	1:47.174	29.006	36.006	42.162	13	1	1:43.625	26.375	35.024	42.226
5	1	1:43.959	26.625	35.241	42.093	14	1	1:43.415	<b>26.345</b>	34.989	42.081
6	1	<b>1:43.014</b>	26.461	34.794	<b>41.759</b>	15	1	1:43.291	26.690	34.556	42.045
7	1	1:43.209	26.645	34.680	41.884	16	1	1:43.915	26.403	35.023	42.489
8	1	1:43.199	26.700	<b>34.540</b>	41.959	17	1	1:44.120	26.582	35.030	42.508
9	1	1:44.310	27.274	35.147	41.889						

# CZECH TRUCK PRIX 2024

Autodrom Most, length 4212 m

30. August - 01. September 2024

Nascar Whelen Euro Series Pro



## Lap Analysis race 2, 01.09.2024

-Reg.No.: 003ZAO240822

21 Liam Lambert (GBR) (Chevrolet Camaro)						Theoretische Bestzeit: 1:43.140					
Lap	D	Time	S1	S2	S3	Lap	D	Time	S1	S2	S3
1	1	3:26.585	1:16.541	51.134	1:18.910	10	1	1:44.192	26.480	34.887	42.825
2	1	1:49.806	29.113	35.955	44.738	11	1	1:44.391	26.480	35.351	42.560
3	1	1:45.260	27.452	35.050	42.758	12	1	<b>1:43.140</b>	<b>26.077</b>	<b>34.706</b>	<b>42.357</b>
4	1	1:46.037	26.981	36.418	42.638	13	1	1:43.979	26.550	34.885	42.544
5	1	1:44.810	26.659	35.463	42.688	14	1	1:46.003	26.260	36.985	42.758
6	1	1:45.277	26.649	35.367	43.261	15	1	1:45.839	26.560	36.330	42.949
7	1	1:44.798	26.615	35.362	42.821	16	1	1:44.573	26.343	35.250	42.980
8	1	1:45.115	26.727	35.176	43.212	17	1	1:45.194	26.354	35.601	43.239
9	1	1:45.215	26.555	35.428	43.232						

24 Vittorio Ghirelli (ITA) (Chevrolet Camaro)						Theoretische Bestzeit: 1:40.665					
Lap	D	Time	S1	S2	S3	Lap	D	Time	S1	S2	S3
1	1	3:22.332	57.819	55.689	1:28.824	10	1	1:41.008	25.987	33.944	<b>41.077</b>
2	1	1:45.293	28.798	34.730	41.765	11	1	1:41.048	25.885	34.006	41.157
3	1	1:42.070	26.225	34.282	41.563	12	1	1:41.035	25.876	34.002	41.157
4	1	1:41.780	26.158	34.087	41.535	13	1	1:41.464	26.138	33.980	41.346
5	1	1:41.461	26.082	34.083	41.296	14	1	1:41.430	25.916	34.139	41.375
6	1	1:41.379	25.966	34.009	41.404	15	1	1:41.284	25.848	34.108	41.328
7	1	1:41.229	25.934	33.953	41.342	16	1	1:41.357	25.903	34.090	41.364
8	1	1:41.039	25.849	<b>33.878</b>	41.312	17	1	1:41.722	25.916	34.204	41.602
9	1	<b>1:40.787</b>	<b>25.710</b>	33.944	41.133						

27 Simone Giussani (ITA) (Ford Mustang)						Theoretische Bestzeit: 1:42.442					
Lap	D	Time	S1	S2	S3	Lap	D	Time	S1	S2	S3
1	1	3:24.982	1:08.672	53.575	1:22.735	4	1	<b>1:43.389</b>	26.890	<b>34.309</b>	<b>42.190</b>
2	1	1:49.114	28.889	36.058	44.167	5	1	2:28.812	<b>25.943</b>	57.871	
3	1	1:45.082	26.344	35.267	43.471						

30 Ryan Vargas (USA) (Chevrolet Camaro)						Theoretische Bestzeit: 1:42.135					
Lap	D	Time	S1	S2	S3	Lap	D	Time	S1	S2	S3
1	1	3:23.832	1:04.588	53.836	1:25.408	10	1	1:42.651	26.399	34.497	41.755
2	1	1:49.951	29.308	35.894	44.749	11	1	1:42.598	<b>26.210</b>	34.587	41.801
3	1	1:43.013	26.424	34.433	42.156	12	1	1:43.165	26.761	34.492	41.912
4	1	1:43.181	26.444	34.562	42.175	13	1	1:43.375	26.636	34.771	41.968
5	1	1:43.338	26.544	34.474	42.320	14	1	1:43.513	26.823	34.531	42.159
6	1	1:42.831	26.475	34.576	41.780	15	1	1:42.987	26.471	34.630	41.886
7	1	<b>1:42.280</b>	26.355	<b>34.262</b>	<b>41.663</b>	16	1	1:43.354	26.758	34.671	41.925
8	1	1:42.654	26.404	34.330	41.920	17	1	1:43.481	26.588	34.743	42.150
9	1	1:42.779	26.581	34.410	41.788						

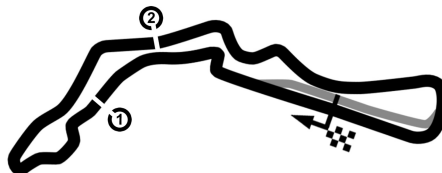
33 Lucas Lasserre (FRA) (Ford Mustang)						Theoretische Bestzeit: 1:40.601					
Lap	D	Time	S1	S2	S3	Lap	D	Time	S1	S2	S3
1	1	3:26.085	1:13.054	52.752	1:20.279	10	1	1:41.083	25.737	34.019	41.327
2	1	1:48.564	28.419	36.091	44.054	11	1	1:42.363	25.876	34.636	41.851
3	1	1:44.035	26.876	34.447	42.712	12	1	1:42.487	26.262	34.555	41.670
4	1	1:41.820	26.341	34.015	41.464	13	1	1:42.299	26.023	34.355	41.921
5	1	1:42.425	26.121	34.589	41.715	14	1	1:42.105	26.205	33.995	41.905
6	1	<b>1:40.772</b>	<b>25.727</b>	33.849	<b>41.196</b>	15	1	1:41.169	25.777	33.964	41.428
7	1	1:41.013	<b>25.613</b>	34.130	41.270	16	1	1:41.116	25.975	<b>33.792</b>	41.349
8	1	1:40.923	25.689	33.922	41.312	17	1	1:42.661	25.697	35.304	41.660
9	1	1:41.784	25.626	34.761	41.397						

# CZECH TRUCK PRIX 2024

Autodrom Most, length 4212 m

30. August - 01. September 2024

Nascar Whelen Euro Series Pro



## Lap Analysis race 2, 01.09.2024

-Reg.No.: 003ZAO240822

### 34 Thomas Toffel (CHE) (Chevrolet Camaro)

Theoretische Bestzeit: 1:41.833

Lap	D	Time	S1	S2	S3	Lap	D	Time	S1	S2	S3
1	1	3:23.555	1:03.543	54.118	1:25.894	10	1	1:42.381	26.261	34.221	41.899
2	1	1:47.689	29.267	36.104	42.318	11	1	1:42.720	26.421	34.272	42.027
3	1	1:43.647	26.131	34.555	42.961	12	1	1:42.716	26.489	34.542	41.685
4	1	1:43.514	26.870	35.058	41.586	13	1	1:42.565	26.295	34.381	41.889
5	1	1:42.074	26.127	<b>34.206</b>	41.741	14	1	1:42.564	26.507	34.360	41.697
6	1	1:42.471	26.104	34.583	41.784	15	1	1:42.397	26.217	34.464	41.716
7	1	1:42.655	<b>26.103</b>	34.844	41.708	16	1	1:42.642	26.315	34.535	41.792
8	1	<b>1:41.955</b>	26.174	34.248	41.533	17	1	1:43.167	26.184	34.847	42.136
9	1	1:42.123	26.154	34.445	<b>41.524</b>						

### 43 Riccardo Romagnoli (ITA) (Chevrolet Camaro)

Theoretische Bestzeit: 1:41.943

Lap	D	Time	S1	S2	S3	Lap	D	Time	S1	S2	S3
1	1	3:26.363	1:14.437	52.320	1:19.606	10	1	1:42.474	26.061	34.642	41.771
2	1	1:48.564	28.653	36.367	43.544	11	1	1:42.613	26.016	34.846	41.751
3	1	1:44.619	27.507	35.064	42.048	12	1	1:42.919	26.159	34.895	41.865
4	1	1:43.922	27.237	34.982	41.703	13	1	1:42.683	26.164	34.664	41.855
5	1	1:43.412	26.199	35.063	42.150	14	1	<b>1:42.114</b>	26.178	<b>34.483</b>	<b>41.453</b>
6	1	1:43.132	26.301	34.795	42.036	15	1	1:42.930	26.250	35.202	41.478
7	1	1:42.265	<b>26.007</b>	34.496	41.762	16	1	1:43.280	26.216		1:17.064
8	1	1:42.698	26.136	34.789	41.773	17	1	1:43.789			
9	1	1:42.894	26.233	34.853	41.808						

### 46 Thomas Krasonis (GRC) (Chevrolet Camaro)

Theoretische Bestzeit: 1:42.056

Lap	D	Time	S1	S2	S3	Lap	D	Time	S1	S2	S3
1	1	3:24.221	1:05.949	54.183	1:24.089	6	1	1:42.482	26.131	34.591	41.760
2	1	1:50.025	29.297	35.985	44.743	7	1	1:43.101	26.220	34.368	42.513
3	1	1:44.323	26.974	34.554	42.795	8	1	1:42.407	26.062	34.422	41.923
4	1	1:43.210	27.085	<b>34.339</b>	41.786	9	1	<b>1:42.186</b>	26.084	34.352	<b>41.750</b>
5	1	1:42.598	<b>25.967</b>	34.495	42.136	10	1	1:42.634	26.057	34.502	42.075

### 47 Victor Neumann (FRA) (Chevrolet Camaro)

Theoretische Bestzeit: 1:42.941

Lap	D	Time	S1	S2	S3	Lap	D	Time	S1	S2	S3
1	1	3:25.474	1:09.982	53.152	1:22.340	8	1	<b>1:43.233</b>	26.555	<b>34.655</b>	42.023
2	1	1:49.613	30.062	36.392	43.159	9	1	1:45.337	28.043	35.502	<b>41.792</b>
3	1	1:45.633	28.439	34.778	42.416	10	1	1:44.450	26.633	34.750	43.067
4	1	1:45.371	27.614	35.691	42.066	11	1	1:45.137	26.548	36.156	42.433
5	1	1:43.324	<b>26.494</b>	34.716	42.114	12	1	1:44.146	26.682	35.264	42.200
6	1	1:43.621	26.638	34.816	42.167	13	1	1:59.796	28.847	36.115	
7	1	1:43.319	26.567	34.699	42.053						

### 48 Nick Strickler (USA) (Chevrolet Camaro)

Theoretische Bestzeit: 1:44.001

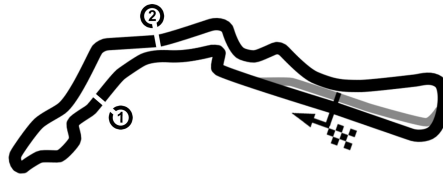
Lap	D	Time	S1	S2	S3	Lap	D	Time	S1	S2	S3
1	1	3:25.877	1:11.171	52.843	1:21.863	7	1	1:45.256	27.272	35.116	42.868
2	1	1:50.136	30.510	36.480	43.146	8	1	1:44.896	26.899	35.014	42.983
3	1	1:45.892	28.005	35.527	<b>42.360</b>	9	1	1:45.464	27.231	<b>34.838</b>	43.395
4	1	1:46.305	27.214	36.217	42.874	10	1	1:45.908	27.176	35.819	42.913
5	1	<b>1:44.467</b>	<b>26.803</b>	35.150	42.514	11	1	2:11.466	27.596	38.794	
6	1	1:44.979	27.568	34.990	42.421						

# CZECH TRUCK PRIX 2024

Autodrom Most, length 4212 m

30. August - 01. September 2024

Nascar Whelen Euro Series Pro



## Lap Analysis race 2, 01.09.2024

-Reg.No.: 003ZAO240822

### 50 Liam Hezemans (NLD) (Toyota Camry)

Theoretische Bestzeit: 1:41.702

Lap	D	Time	S1	S2	S3	Lap	D	Time	S1	S2	S3
1	1	3:22.156	57.028	55.400	1:29.728	10	1	1:42.152	26.183	34.396	41.573
2	1	1:46.159	29.210	34.949	42.000	11	1	1:43.102	26.375	34.487	42.240
3	1	1:42.643	26.518	34.398	41.727	12	1	1:42.438	26.343	34.414	41.681
4	1	1:42.042	26.202	34.247	41.593	13	1	1:43.456	26.278	34.443	42.735
5	1	<b>1:41.869</b>	<b>26.032</b>	34.345	<b>41.492</b>	14	1	1:42.938	26.871	34.340	41.727
6	1	1:42.021	26.304	<b>34.178</b>	41.539	15	1	1:42.476	26.301	34.453	41.722
7	1	1:42.346	26.236	34.307	41.803	16	1	1:42.527	26.324	34.478	41.725
8	1	1:42.963	26.849	34.414	41.700	17	1	1:43.758	26.281	34.547	42.930
9	1	1:42.140	26.144	34.484	41.512						

### 54 Gianmarco Ercoli (ITA) (Chevrolet Camaro)

Theoretische Bestzeit: 1:41.229

Lap	D	Time	S1	S2	S3	Lap	D	Time	S1	S2	S3
1	1	3:24.065	1:05.106	53.840	1:25.119	10	1	1:41.801	26.166	34.180	41.455
2	1	1:48.930	28.785	35.443	44.702	11	1	1:41.928	26.232	34.164	41.532
3	1	1:42.174	26.168	34.097	41.909	12	1	1:42.275	26.046	34.368	41.861
4	1	1:42.354	26.650	34.366	<b>41.338</b>	13	1	1:42.347	26.713	34.166	41.468
5	1	<b>1:41.711</b>	<b>25.959</b>	34.069	41.683	14	1	1:42.944	27.065	34.328	41.551
6	1	1:41.934	26.099	34.311	41.524	15	1	1:42.123	26.379	34.254	41.490
7	1	1:41.784	26.080	<b>33.932</b>	41.772	16	1	1:42.807	26.485	34.464	41.858
8	1	1:41.910	26.214	34.214	41.482	17	1	1:43.381	26.604	34.997	41.780
9	1	1:43.426	26.263	35.589	41.574						

### 72 Marc Goossens (BEL) (Toyota Camry)

Theoretische Bestzeit: 1:41.689

Lap	D	Time	S1	S2	S3	Lap	D	Time	S1	S2	S3
1	1	3:22.596	59.252	55.349	1:27.995	10	1	1:41.911	26.111	<b>34.134</b>	41.666
2	1	1:45.937	28.984	35.056	41.897	11	1	1:42.157	26.127	34.268	41.762
3	1	1:42.784	26.584	34.454	41.746	12	1	1:42.511	26.153	34.613	41.745
4	1	1:42.017	26.208	34.235	41.574	13	1	1:42.309	26.213	34.401	41.695
5	1	<b>1:41.851</b>	26.052	34.266	41.533	14	1	1:42.097	<b>26.030</b>	34.437	41.630
6	1	1:42.029	26.213	34.291	<b>41.525</b>	15	1	1:42.251	26.141	34.366	41.744
7	1	1:42.208	26.068	34.416	41.724	16	1	1:42.174	26.079	34.396	41.699
8	1	1:42.455	26.388	34.280	41.787	17	1	1:43.979	26.044	35.597	42.338
9	1	1:42.123	26.039	34.384	41.700						

### 88 Max Lanza (ITA) (Chevrolet Camaro)

Theoretische Bestzeit: 1:42.114

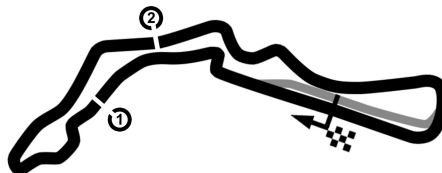
Lap	D	Time	S1	S2	S3	Lap	D	Time	S1	S2	S3
1	1	3:26.804	1:17.332	50.918	1:18.554	10	1	1:43.034	26.455	34.763	41.816
2	1	1:48.623	29.272	36.071	43.280	11	1	1:43.572	26.380	34.920	42.272
3	1	1:44.808	27.489	34.833	42.486	12	1	1:42.964	26.545	34.648	41.771
4	1	1:43.688	27.381	34.604	41.703	13	1	1:42.696	26.245	<b>34.486</b>	41.965
5	1	1:43.446	26.773	34.762	41.911	14	1	1:43.902	26.915	34.847	42.140
6	1	1:43.042	<b>26.071</b>	34.808	42.163	15	1	1:44.779	27.082	35.062	42.635
7	1	1:42.885	26.463	34.500	41.922	16	1	1:43.952	26.568	34.835	42.549
8	1	<b>1:42.630</b>	26.411	34.565	41.654	17	1	1:45.841	27.089	35.974	42.778
9	1	1:42.678	26.290	34.831	<b>41.557</b>						

# CZECH TRUCK PRIX 2024

Autodrom Most, length 4212 m

30. August - 01. September 2024

Nascar Whelen Euro Series Pro



## Lap Analysis race 2, 01.09.2024

-Reg.No.: 003ZAO240822

99 Tobias Dauenhauer (DEU) (Chevrolet Camaro)

Theoretische Bestzeit: 1:41.663

Lap	D	Time	S1	S2	S3	Lap	D	Time	S1	S2	S3
1	1	3:23.077	1:01.849	54.098	1:27.130	10	1	1:41.936	26.137	34.278	41.521
2	1	1:46.219	28.803	35.262	42.154	11	1	1:43.134	26.380	34.260	42.494
3	1	1:42.345	26.377	34.288	41.680	12	1	1:42.706	26.389	34.658	41.659
4	1	1:42.372	26.397	34.309	41.666	13	1	1:42.767	<b>26.016</b>	34.376	42.375
5	1	<b>1:41.876</b>	26.089	34.287	41.500	14	1	1:43.020	27.070	34.306	41.644
6	1	1:41.897	26.203	<b>34.187</b>	41.507	15	1	1:42.323	26.211	34.447	41.665
7	1	1:42.031	26.075	34.326	41.630	16	1	1:42.715	26.456	34.464	41.795
8	1	1:43.472	26.592	34.525	42.355	17	1	1:43.366	26.075	34.608	42.683
9	1	1:42.168	26.415	34.293	<b>41.460</b>						