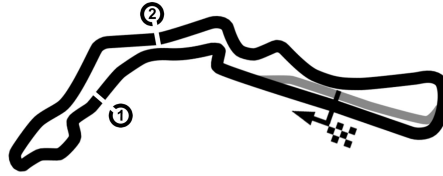


# CZECH TRUCK PRIX 2024

Autodrom Most, length 4212 m

30. August - 01. September 2024

Nascar Whelen Euro Series Pro



## Lap Analysis race 1, 31.08.2024

-Reg.No.: 003ZAO240822

1 Vladimiros Tziortzis (CYP) (Ford Mustang)						Theoretische Bestzeit: 1:41.566					
Lap	D	Time	S1	S2	S3	Lap	D	Time	S1	S2	S3
1	1	1:50.357	32.137	35.488	42.732	10	1	1:43.024	26.968	34.556	41.500
2	1	1:44.649	27.806	35.291	41.552	11	1	1:42.340	26.176	34.591	41.573
3	1	1:43.297	26.607	34.825	41.865	12	1	1:42.331	26.040	34.793	41.498
4	1	1:43.745	26.101	35.285	42.359	13	1	1:42.570	26.276	34.727	41.567
5	1	1:42.082	26.243	34.498	<b>41.341</b>	14	1	1:43.427	26.265	34.544	42.618
6	1	<b>1:41.771</b>	26.075	34.270	41.426	15	1	1:42.161	26.203	34.414	41.544
7	1	1:41.833	26.100	<b>34.238</b>	41.495	16	1	1:42.253	26.176	34.459	41.618
8	1	1:42.083	26.246	34.311	41.526	17	1	1:42.099	<b>25.987</b>	34.503	41.609
9	1	1:44.069	26.186	34.296	43.587						

3 Paul Jouffreau (FRA) (Ford Mustang)						Theoretische Bestzeit: 1:40.368					
Lap	D	Time	S1	S2	S3	Lap	D	Time	S1	S2	S3
1	1	1:45.877	29.539	34.588	41.750	10	1	1:40.843	25.747	33.881	41.215
2	1	1:41.234	25.861	34.040	41.333	11	1	1:42.657	26.351	34.953	41.353
3	1	1:41.514	25.802	34.364	41.348	12	1	1:41.460	25.797	34.176	41.487
4	1	1:40.982	25.651	34.086	41.245	13	1	1:41.361	25.916	34.033	41.412
5	1	<b>1:40.472</b>	<b>25.543</b>	33.873	41.056	14	1	1:42.024	25.914	34.733	41.377
6	1	1:40.618	25.752	<b>33.856</b>	41.010	15	1	1:41.578	26.009	34.306	41.263
7	1	1:40.518	25.661	33.888	<b>40.969</b>	16	1	1:41.568	26.122	34.230	41.216
8	1	1:40.895	25.751	33.888	41.256	17	1	1:41.907	26.150	34.184	41.573
9	1	1:40.944	25.781	33.970	41.193						

7 Martin Doubek (CZE) (Ford Mustang)						Theoretische Bestzeit: 1:41.032					
Lap	D	Time	S1	S2	S3	Lap	D	Time	S1	S2	S3
1	1	1:48.855	31.456	34.965	42.434	10	1	1:41.297	<b>25.906</b>	34.083	41.308
2	1	1:43.824	26.756	35.212	41.856	11	1	<b>1:41.208</b>	25.992	33.882	41.334
3	1	1:41.964	26.272	34.246	41.446	12	1	1:41.411	26.092	34.053	41.266
4	1	1:42.043	26.148	34.253	41.642	13	1	1:41.533	25.965	34.100	41.468
5	1	1:42.045	26.500	34.253	41.292	14	1	1:41.662	25.957	34.200	41.505
6	1	1:41.581	26.155	34.169	<b>41.257</b>	15	1	1:41.873	26.219	34.288	41.366
7	1	1:41.494	26.100	34.018	41.376	16	1	1:42.156	26.214	34.438	41.504
8	1	1:41.227	26.094	<b>33.869</b>	41.264	17	1	1:42.603	26.118	34.946	41.539
9	1	1:41.312	25.992	33.955	41.365						

8 Dario Caso (ITA) (Chevrolet Camaro)						Theoretische Bestzeit: 1:42.544					
Lap	D	Time	S1	S2	S3	Lap	D	Time	S1	S2	S3
1	1	1:55.648	34.844	37.863	42.941	9	1	1:44.102	26.608	34.851	42.643
2	1	1:46.522	27.129	36.123	43.270	10	1	1:44.128	26.764	34.922	42.442
3	1	1:44.925	27.177	35.577	42.171	11	1	1:49.681	27.376	38.988	43.317
4	1	1:43.635	26.695	34.900	42.040	12	1	2:30.403	40.350	45.134	
5	1	<b>1:42.951</b>	26.298	<b>34.504</b>	42.149	13	1	4:03.707	2:46.141	35.320	42.246
6	1	1:43.761	26.501	34.955	42.305	14	1	1:43.819	26.871	35.005	<b>41.943</b>
7	1	1:44.516	26.898	34.716	42.902	15	1	1:43.305	<b>26.097</b>	35.256	41.952
8	1	1:43.324	26.500	34.865	41.959						

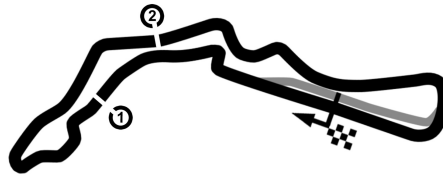
14 Ulysse Delsaux (FRA) (Ford Mustang)						Theoretische Bestzeit: 1:41.400					
Lap	D	Time	S1	S2	S3	Lap	D	Time	S1	S2	S3
1	1	1:51.088	32.450	36.798	41.840	10	1	1:42.173	26.092	34.633	<b>41.448</b>
2	1	1:44.279	27.178	35.495	41.606	11	1	<b>1:41.453</b>	<b>25.779</b>	<b>34.173</b>	41.501
3	1	1:43.151	26.408	35.031	41.712	12	1	1:42.266	26.214	34.444	41.608
4	1	1:43.296	26.157	35.323	41.816	13	1	1:41.696	25.979	34.267	41.450
5	1	1:41.472	25.824	34.182	41.466	14	1	1:42.384	26.014	34.289	42.081
6	1	1:41.802	25.999	34.258	41.545	15	1	1:44.448	27.900	34.577	41.971
7	1	1:42.287	26.001	34.564	41.722	16	1	1:41.992	26.221	34.278	41.493
8	1	1:41.985	25.990	34.431	41.564	17	1	1:42.009	26.232	34.310	41.467
9	1	1:48.524	26.150	34.464	47.910						

# CZECH TRUCK PRIX 2024

Autodrom Most, length 4212 m

30. August - 01. September 2024

Nascar Whelen Euro Series Pro



## Lap Analysis race 1, 31.08.2024

-Reg.No.: 003ZAO240822

21 Liam Lambert (GBR) (Chevrolet Camaro)						Theoretische Bestzeit: 1:42.814					
Lap	D	Time	S1	S2	S3	Lap	D	Time	S1	S2	S3
1	1	1:55.096	34.441	37.648	43.007	10	1	1:43.944	26.533	35.242	42.169
2	1	1:46.769	27.074	36.080	43.615	11	1	1:43.918	26.367	35.285	42.266
3	1	1:44.291	26.702	35.186	42.403	12	1	1:43.374	<b>26.044</b>	34.985	42.345
4	1	<b>1:43.209</b>	26.338	34.806	<b>42.065</b>	13	1	1:43.210	26.067	<b>34.705</b>	42.438
5	1	1:43.673	26.251	35.155	42.267	14	1	1:45.522	26.765	36.178	42.579
6	1	1:43.549	26.136	35.013	42.400	15	1	1:45.633	26.241	36.447	42.945
7	1	1:43.929	26.452	35.090	42.387	16	1	1:44.852	26.500	35.630	42.722
8	1	1:43.799	26.411	35.115	42.273	17	1	1:45.140	26.678	35.355	43.107
9	1	1:44.104	26.301	35.407	42.396						

24 Vittorio Ghirelli (ITA) (Chevrolet Camaro)						Theoretische Bestzeit: 1:40.504					
Lap	D	Time	S1	S2	S3	Lap	D	Time	S1	S2	S3
1	1	1:45.183	29.285	34.580	41.318	10	1	1:40.979	<b>25.523</b>	34.109	41.347
2	1	1:41.273	25.905	33.928	41.440	11	1	1:42.201	26.383	34.306	41.512
3	1	1:40.992	25.718	33.975	41.299	12	1	1:41.865	25.736	34.605	41.524
4	1	1:41.045	25.938	33.913	41.194	13	1	1:41.356	25.819	34.152	41.385
5	1	1:40.727	25.698	33.882	41.147	14	1	1:42.057	25.958	34.583	41.516
6	1	<b>1:40.681</b>	25.700	<b>33.879</b>	<b>41.102</b>	15	1	1:41.570	25.760	34.256	41.554
7	1	1:40.693	25.649	33.932	41.112	16	1	1:41.574	25.795	34.192	41.587
8	1	1:41.141	25.764	34.043	41.334	17	1	1:41.960	25.970	34.270	41.720
9	1	1:40.950	25.670	33.996	41.284						

27 Simone Giussani (ITA) (Ford Mustang)						Theoretische Bestzeit: 1:42.831					
Lap	D	Time	S1	S2	S3	Lap	D	Time	S1	S2	S3
1	1	1:53.468	33.197	36.656	43.615	10	1	1:43.943	26.319	35.194	42.430
2	1	1:48.252	27.258	37.226	43.768	11	1	1:43.911	26.218	35.538	<b>42.155</b>
3	1	1:45.038	27.226	35.262	42.550	12	1	1:43.412	<b>25.941</b>	34.948	42.523
4	1	1:43.274	26.108	34.941	42.225	13	1	<b>1:43.096</b>	26.034	<b>34.735</b>	42.327
5	1	1:43.310	26.104	34.804	42.402	14	1	1:46.114	26.997	35.920	43.197
6	1	1:43.769	26.229	35.010	42.530	15	1	1:46.898	26.500	35.742	44.656
7	1	1:43.988	26.458	34.983	42.547	16	1	1:44.297	26.506	35.116	42.675
8	1	1:43.666	26.136	35.043	42.487	17	1	1:48.356	27.323	37.218	43.815
9	1	1:44.111	26.109	35.421	42.581						

30 Ryan Vargas (USA) (Chevrolet Camaro)						Theoretische Bestzeit: 1:41.974					
Lap	D	Time	S1	S2	S3	Lap	D	Time	S1	S2	S3
1	1	1:52.444	32.919	36.502	43.023	10	1	<b>1:42.330</b>	26.265	34.551	<b>41.514</b>
2	1	1:44.127	26.251	35.930	41.946	11	1	1:42.379	26.263	<b>34.289</b>	41.827
3	1	1:42.486	<b>26.171</b>	34.526	41.789	12	1	1:43.231	26.898	34.625	41.708
4	1	1:43.516	26.351	35.281	41.884	13	1	1:42.742	26.361	34.779	41.602
5	1	1:42.752	26.500	34.506	41.746	14	1	1:44.223	26.316	34.976	42.931
6	1	1:42.353	26.385	34.310	41.658	15	1	1:42.596	26.256	34.451	41.889
7	1	1:42.724	26.506	34.582	41.636	16	1	1:42.662	26.477	34.429	41.756
8	1	1:42.621	26.492	34.498	41.631	17	1	1:42.885	26.324	34.831	41.730
9	1	1:43.401	26.412	34.437	42.552						


33 Lucas Lasserre (FRA) (Ford Mustang)						Theoretische Bestzeit: 1:43.563					
Lap	D	Time	S1	S2	S3	Lap	D	Time	S1	S2	S3
1	1	1:48.499	30.932	34.941	42.626	9	1	1:49.402	30.428	35.732	43.242
2	1	2:08.656	26.697	44.634		10	1	1:46.568	27.221	35.902	43.445
3	1	3:07.372	1:46.753	37.788	42.831	11	1	1:46.563	27.114	36.206	43.243
4	1	<b>1:43.806</b>	26.473	34.920	42.413	12	1	1:54.330	29.346	39.027	45.957
5	1	1:44.223	<b>26.412</b>	<b>34.895</b>	42.916	13	1	1:53.078	29.415	38.755	44.908
6	1	1:45.749	26.821	36.672	<b>42.256</b>	14	1	1:51.556	28.417	38.586	44.553
7	1	1:53.839	34.904	35.914	43.021	15	1	1:57.239	32.876	39.294	45.069
8	1	1:45.462	27.292	35.590	42.580						

# CZECH TRUCK PRIX 2024

Autodrom Most, length 4212 m

30. August - 01. September 2024

Nascar Whelen Euro Series Pro



## Lap Analysis race 1, 31.08.2024

-Reg.No.: 003ZAO240822

### 34 Thomas Toffel (CHE) (Chevrolet Camaro)

Theoretische Bestzeit: 1:41.858

Lap	D	Time	S1	S2	S3	Lap	D	Time	S1	S2	S3
1	1	1:50.770	32.287	36.273	42.210	10	1	1:42.921	26.319	34.589	42.013
2	1	1:43.943	27.113	34.752	42.078	11	1	1:42.936	26.353	34.877	41.706
3	1	1:43.086	26.381	35.116	41.589	12	1	1:42.561	26.090	34.583	41.888
4	1	1:42.584	26.128	34.942	41.514	13	1	1:42.605	<b>26.027</b>	35.016	41.562
5	1	1:42.204	26.182	34.536	<b>41.486</b>	14	1	1:49.166	26.479	35.026	47.661
6	1	<b>1:41.961</b>	26.089	<b>34.345</b>	41.527	15	1	1:42.960	26.302	34.695	41.963
7	1	1:42.397	26.363	34.362	41.672	16	1	1:43.000	26.513	34.662	41.825
8	1	1:42.190	26.111	34.444	41.635	17	1	1:42.629	26.385	34.507	41.737
9	1	1:42.413	26.053	34.520	41.840						

### 43 Riccardo Romagnoli (ITA) (Chevrolet Camaro)

Theoretische Bestzeit: 1:45.586

Lap	D	Time	S1	S2	S3	Lap	D	Time	S1	S2	S3
1	1	1:53.177	33.355	36.772	43.050	3	1	<b>1:46.160</b>	27.792	<b>35.698</b>	<b>42.670</b>
2	1	1:48.899	<b>27.218</b>	36.582	45.099	4	1	2:13.631	30.829	39.821	

### 46 Thomas Krasonis (GRC) (Chevrolet Camaro)

Theoretische Bestzeit:

Lap	D	Time	S1	S2	S3	Lap	D	Time	S1	S2	S3
1	1	1:54.369	34.148	<b>36.834</b>	<b>43.387</b>	10	1	1:42.942			
2	1	1:47.271				11	1	1:42.680			
3	1	1:42.959				12	1	1:42.926			
4	1	1:43.047				13	1	1:42.740			
5	1	<b>1:42.462</b>				14	1	1:43.790			
6	1	1:43.169				15	1	1:43.220			
7	1	1:43.086				16	1	1:43.549			
8	1	1:42.603				17	1	1:43.001			
9	1	1:42.565									

### 47 Victor Neumann (FRA) (Chevrolet Camaro)

Theoretische Bestzeit: 1:43.409

Lap	D	Time	S1	S2	S3	Lap	D	Time	S1	S2	S3
1	1	1:55.365	35.522	36.936	42.907	6	1	<b>1:43.647</b>	26.700	<b>34.763</b>	<b>42.184</b>
2	1	1:48.069	27.722	37.186	43.161	7	1	1:43.764	<b>26.462</b>	35.085	42.217
3	1	1:45.314	27.217	35.901	42.196	8	1	1:43.774	26.730	34.815	42.229
4	1	1:43.952	26.626	34.952	42.374	9	1	1:45.215	26.558	36.364	42.293
5	1	1:44.005	26.573	34.980	42.452	10	1	2:01.454	31.101	36.004	

### 48 Nick Strickler (USA) (Chevrolet Camaro)

Theoretische Bestzeit: 1:42.653


Lap	D	Time	S1	S2	S3	Lap	D	Time	S1	S2	S3
1	1	1:54.831	34.110	37.452	43.269	10	1	1:44.892	27.146	35.571	42.175
2	1	1:47.545	27.144	36.478	43.923	11	1	1:45.895	27.667	35.959	42.269
3	1	1:46.075	27.955	35.873	42.247	12	1	1:44.265	26.724	35.307	42.234
4	1	<b>1:43.804</b>	26.580	34.741	42.483	13	1	1:44.740	26.796	35.570	42.374
5	1	1:43.992	26.684	35.038	42.270	14	1	1:45.576	26.996	35.773	42.807
6	1	1:43.866	26.445	35.017	42.404	15	1	1:44.986	26.808	35.490	42.688
7	1	1:43.881	<b>26.186</b>	<b>34.467</b>	43.228	16	1	1:45.628	27.010	35.674	42.944
8	1	1:44.421	27.114	35.307	<b>42.000</b>	17	1	1:44.668	27.131	35.313	42.224
9	1	1:43.891	26.681	35.047	42.163						

# CZECH TRUCK PRIX 2024

Autodrom Most, length 4212 m

30. August - 01. September 2024

Nascar Whelen Euro Series Pro



## Lap Analysis race 1, 31.08.2024

-Reg.No.: 003ZAO240822

### 50 Liam Hezemans (NLD) (Toyota Camry)

Theoretische Bestzeit: 1:40.659

Lap	D	Time	S1	S2	S3	Lap	D	Time	S1	S2	S3
1	1	1:50.194	31.886	35.305	43.003	10	1	1:41.280	25.745	34.100	41.435
2	1	1:43.056	26.286	34.960	41.810	11	1	1:41.065	25.785	34.194	41.086
3	1	1:42.009	26.296	34.384	41.329	12	1	1:41.546	25.961	34.320	41.265
4	1	1:41.606	26.402	34.049	41.155	13	1	1:41.727	26.062	34.366	41.299
5	1	1:41.322	25.903	34.217	41.202	14	1	1:41.350	25.990	34.176	41.184
6	1	1:41.400	25.919	34.096	41.385	15	1	1:41.749	25.901	34.301	41.547
7	1	1:41.180	25.839	34.083	41.258	16	1	1:42.326	25.999	34.602	41.725
8	1	1:40.831	25.756	33.938	41.137	17	1	1:43.593	26.249	35.049	42.295
9	1	<b>1:40.659</b>	<b>25.672</b>	<b>33.918</b>	<b>41.069</b>						

### 54 Gianmarco Ercoli (ITA) (Chevrolet Camaro)

Theoretische Bestzeit: 1:42.169

Lap	D	Time	S1	S2	S3	Lap	D	Time	S1	S2	S3
1	1	1:48.411	31.273	34.847	42.291	10	1	1:44.136	26.623	35.045	42.468
2	1	1:45.203	26.982	36.241	41.980	11	1	1:44.219	26.564	35.354	42.301
3	1	<b>1:42.444</b>	26.445	<b>34.407</b>	<b>41.592</b>	12	1	1:43.292	26.310	34.723	42.259
4	1	1:51.891	34.968	34.717	42.206	13	1	1:42.857	<b>26.170</b>	34.768	41.919
5	1	1:44.758	26.356	34.725	43.677	14	1	1:45.991	26.964	36.116	42.911
6	1	1:43.787	26.267	35.004	42.516	15	1	1:46.840	26.846	35.420	44.574
7	1	1:44.984	26.829	34.971	43.184	16	1	1:44.325	26.823	34.788	42.714
8	1	1:43.550	26.461	34.931	42.158	17	1	1:43.739	26.848	34.872	42.019
9	1	1:44.087	26.372	34.995	42.720						

### 55 Fabrizio Armetta (ITA) (Chevrolet Camaro)

Theoretische Bestzeit: 1:41.000

Lap	D	Time	S1	S2	S3	Lap	D	Time	S1	S2	S3
1	1	1:49.624	31.573	35.479	42.572	10	1	1:41.702	26.140	34.348	41.214
2	1	1:43.379	26.613	34.780	41.986	11	1	1:41.913	26.031	34.323	41.559
3	1	1:42.719	26.754	34.523	41.442	12	1	1:41.572	26.007	34.212	41.353
4	1	1:42.210	26.801	34.197	41.212	13	1	1:41.350	<b>25.886</b>	34.228	41.236
5	1	1:41.573	26.181	34.227	41.165	14	1	1:41.804	26.057	34.332	41.415
6	1	1:41.501	26.039	34.118	41.344	15	1	1:41.950	26.057	34.532	41.361
7	1	1:41.354	26.204	34.026	41.124	16	1	1:42.097	26.088	34.423	41.586
8	1	1:41.598	26.058	34.283	41.257	17	1	1:42.534	26.194	34.597	41.743
9	1	<b>1:41.138</b>	26.024	<b>34.010</b>	<b>41.104</b>						

### 66 Thomas Dombrowski (FRA) (Chevrolet Camaro)

Theoretische Bestzeit: 1:42.558


Lap	D	Time	S1	S2	S3	Lap	D	Time	S1	S2	S3
1	1	1:53.909	33.923	36.633	43.353	10	1	1:43.841	26.444	35.207	42.190
2	1	1:46.642	26.947	36.311	43.384	11	1	1:43.998	26.306	35.064	42.628
3	1	1:44.873	27.241	35.498	42.134	12	1	1:44.834	26.344	35.790	42.700
4	1	1:42.814	25.996	34.830	41.988	13	1	1:45.029	26.524	35.258	43.247
5	1	1:43.918	26.255	<b>34.680</b>	42.983	14	1	1:46.372	26.555	36.183	43.634
6	1	1:42.748	25.951	34.688	42.109	15	1	1:47.807	26.515	35.697	45.595
7	1	<b>1:42.647</b>	25.936	34.752	<b>41.959</b>	16	1	1:46.449	26.660	35.947	43.842
8	1	1:43.696	<b>25.919</b>	35.585	42.192	17	1	1:49.165	27.216	37.467	44.482
9	1	1:43.780	26.198	34.928	42.654						

# CZECH TRUCK PRIX 2024

Autodrom Most, length 4212 m

30. August - 01. September 2024

Nascar Whelen Euro Series Pro



## Lap Analysis race 1, 31.08.2024

-Reg.No.: 003ZAO240822

### 69 Sebastiaan Bleekemolen (NLD) (Toyota Camry)

Theoretische Bestzeit: 1:40.641

Lap	D	Time	S1	S2	S3	Lap	D	Time	S1	S2	S3
1	1	1:46.639	30.233	34.652	41.754	10	1	1:41.261	25.595	34.252	41.414
2	1	1:41.488	25.900	34.309	41.279	11	1	1:41.434	25.712	34.248	41.474
3	1	1:41.653	25.803	34.397	41.453	12	1	1:41.971	25.712	34.732	41.527
4	1	1:41.233	25.642	34.009	41.582	13	1	1:41.530	25.589	34.388	41.553
5	1	1:40.934	<b>25.446</b>	34.027	41.461	14	1	1:41.177	25.620	34.175	41.382
6	1	<b>1:40.668</b>	25.472	<b>33.987</b>	41.209	15	1	1:41.931	25.936	34.559	41.436
7	1	1:41.240	25.655	34.195	41.390	16	1	1:42.337	26.125	34.594	41.618
8	1	1:40.939	25.571	34.160	<b>41.208</b>	17	1	1:41.878	25.818	34.495	41.565
9	1	1:41.418	25.630	34.433	41.355						

### 72 Marc Goossens (BEL) (Toyota Camry)

Theoretische Bestzeit: 1:40.742

Lap	D	Time	S1	S2	S3	Lap	D	Time	S1	S2	S3
1	1	1:46.331	29.966	34.634	41.731	10	1	1:41.326	25.736	34.164	41.426
2	1	1:41.510	25.815	34.159	41.536	11	1	1:41.490	25.698	34.312	41.480
3	1	1:41.521	25.855	34.177	41.489	12	1	1:41.278	25.793	34.163	41.322
4	1	1:41.080	25.740	34.116	41.224	13	1	1:41.429	<b>25.643</b>	34.236	41.550
5	1	<b>1:40.771</b>	25.672	<b>33.887</b>	<b>41.212</b>	14	1	1:41.624	25.743	34.465	41.416
6	1	1:41.015	25.763	33.968	41.284	15	1	1:42.151	26.408	34.350	41.393
7	1	1:40.952	25.716	33.957	41.279	16	1	1:42.219	26.314	34.410	41.495
8	1	1:41.243	25.845	34.094	41.304	17	1	1:42.263	25.988	34.601	41.674
9	1	1:41.331	25.845	34.096	41.390						

### 88 Max Lanza (ITA) (Chevrolet Camaro)

Theoretische Bestzeit: 1:41.728

Lap	D	Time	S1	S2	S3	Lap	D	Time	S1	S2	S3
1	1	1:50.947	32.495	36.401	42.051	10	1	1:42.642	26.245	34.613	41.784
2	1	1:43.444	26.712	34.696	42.036	11	1	1:42.894	26.169	34.967	41.758
3	1	1:43.093	26.379	35.062	41.652	12	1	1:42.655	25.931	34.983	41.741
4	1	1:42.294	26.192	<b>34.458</b>	41.644	13	1	1:44.042	26.198	36.017	41.827
5	1	<b>1:41.919</b>	<b>25.723</b>	34.649	<b>41.547</b>	14	1	1:44.316	26.394	34.654	43.268
6	1	1:42.559	26.090	34.793	41.676	15	1	1:44.319	27.222	34.888	42.209
7	1	1:42.395	26.004	34.760	41.631	16	1	1:43.571	27.101	34.898	41.572
8	1	1:42.145	25.982	34.534	41.629	17	1	1:43.068	26.057	34.957	42.054
9	1	1:42.550	26.058	34.553	41.939						

### 99 Tobias Dauenhauer (DEU) (Chevrolet Camaro)

Theoretische Bestzeit: 1:41.140

Lap	D	Time	S1	S2	S3	Lap	D	Time	S1	S2	S3
1	1	1:50.509	32.397	35.646	42.466	10	1	1:41.802	25.881	34.328	41.593
2	1	1:43.371	26.692	34.830	41.849	11	1	1:41.836	25.982	34.332	41.522
3	1	1:42.730	26.466	34.525	41.739	12	1	1:41.914	25.896	34.455	41.563
4	1	1:42.553	26.548	34.400	41.605	13	1	1:41.972	26.113	34.325	41.534
5	1	<b>1:41.273</b>	<b>25.672</b>	34.156	41.445	14	1	1:42.219	26.519	34.334	41.366
6	1	1:41.544	25.839	<b>34.117</b>	41.588	15	1	1:41.951	25.911	34.515	41.525
7	1	1:41.577	25.806	34.300	41.471	16	1	1:41.927	26.065	34.281	41.581
8	1	1:41.748	25.854	34.430	41.464	17	1	1:42.583	26.111	34.699	41.773
9	1	1:41.471	25.805	34.315	<b>41.351</b>						