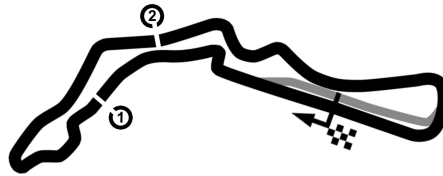


# CZECH TRUCK PRIX 2024

Autodrom Most, length 4212 m

30. August - 01. September 2024

Nascar Whelen Euro Series Pro



## Lap Analysis qualifying, 31.08.2024

-Reg.No.: 003ZAO240822

1 Vladimiros Tziortzis (CYP) (Ford Mustang)						Theoretische Bestzeit: 1:40.831					
Lap	D	Time	S1	S2	S3	Lap	D	Time	S1	S2	S3
1	1	2:24.233	54.987	40.999	48.247	6	1	1:41.232	25.879	34.258	41.095
2	1	1:51.409	31.732	37.086	42.591	7	1	<b>1:41.027</b>	25.945	34.014	<b>41.068</b>
3	1	1:42.329	26.298	34.399	41.632	8	1	1:41.195	<b>25.787</b>	<b>33.976</b>	41.432
4	1	1:41.579	25.968	34.264	41.347	9	1	2:13.993	31.678	37.044	
5	1	1:48.320	26.247	34.230	47.843						

3 Paul Jouffreau (FRA) (Ford Mustang)						Theoretische Bestzeit: 1:40.291					
Lap	D	Time	S1	S2	S3	Lap	D	Time	S1	S2	S3
1	1	1:55.362	35.972	36.931	42.459	4	1	<b>1:40.291</b>	<b>25.680</b>	<b>33.776</b>	<b>40.835</b>
2	1	1:49.320	25.854	41.264	42.202	5	1	1:59.016	27.374	36.072	
3	1	1:40.870	25.857	33.988	41.025						

7 Martin Doubek (CZE) (Ford Mustang)						Theoretische Bestzeit: 1:40.641					
Lap	D	Time	S1	S2	S3	Lap	D	Time	S1	S2	S3
1	1	2:29.535	1:00.983	41.266	47.286	6	1	1:41.204	26.195	33.944	41.065
2	1	1:43.670	26.848	34.733	42.089	7	1	1:41.247	26.157	33.851	41.239
3	1	1:41.430	26.166	34.036	41.228	8	1	1:42.578	26.181	34.669	41.728
4	1	1:41.212	26.014	34.005	41.193	9	1	<b>1:40.641</b>	<b>25.729</b>	<b>33.848</b>	<b>41.064</b>
5	1	1:42.470	26.752	34.276	41.442	10	1	2:21.115	30.350	40.643	

8 Dario Caso (ITA) (Chevrolet Camaro)						Theoretische Bestzeit: 1:42.365					
Lap	D	Time	S1	S2	S3	Lap	D	Time	S1	S2	S3
1	1	2:52.056	1:15.780	44.648	51.628	6	1	<b>1:42.697</b>	26.146	<b>34.502</b>	42.049
2	1	1:51.888	28.357	36.109	47.422	7	1	1:44.334	26.424	34.691	43.219
3	1	1:44.112	26.763	35.359	41.990	8	1	1:43.075	26.396	34.824	<b>41.855</b>
4	1	1:43.440	26.184	35.228	42.028	9	1	2:41.369	32.713	51.721	
5	1	1:42.774	<b>26.008</b>	34.697	42.069						

14 Ulysse Delsaux (FRA) (Ford Mustang)						Theoretische Bestzeit: 1:40.747					
Lap	D	Time	S1	S2	S3	Lap	D	Time	S1	S2	S3
1	1	2:17.738	49.411	42.235	46.092	6	1	1:44.153	25.933	34.534	43.686
2	1	1:43.332	26.902	34.839	41.591	7	1	1:41.397	25.987	34.256	41.154
3	1	1:41.573	26.209	34.076	41.288	8	1	1:40.938	25.901	33.963	41.074
4	1	1:41.103	25.990	33.991	41.122	9	1	<b>1:40.778</b>	25.845	<b>33.931</b>	<b>41.002</b>
5	1	1:41.199	<b>25.814</b>	34.033	41.352	10	1	2:17.585	31.660	41.625	

21 Liam Lambert (GBR) (Chevrolet Camaro)						Theoretische Bestzeit: 1:44.667					
Lap	D	Time	S1	S2	S3	Lap	D	Time	S1	S2	S3
1	1	12:38.812	11:11	41.928	45.712	3	1	<b>1:44.667</b>	<b>26.775</b>	<b>35.324</b>	<b>42.568</b>
2	1	1:46.155	27.182	35.503	43.470	4	1	2:24.010	30.812	43.977	

24 Vittorio Ghirelli (ITA) (Chevrolet Camaro)						Theoretische Bestzeit: 1:39.989					
Lap	D	Time	S1	S2	S3	Lap	D	Time	S1	S2	S3
1	1	2:04.352	41.097	39.141	44.114	4	1	<b>1:39.989</b>	<b>25.543</b>	<b>33.771</b>	<b>40.675</b>
2	1	1:46.020	26.716	36.800	42.504	5	1	2:02.167	26.000	37.064	
3	1	1:40.601	25.790	33.848	40.963						

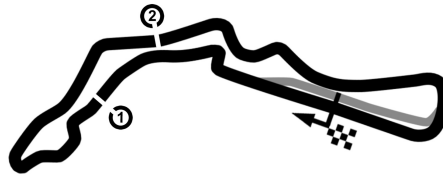
27 Simone Giussani (ITA) (Ford Mustang)						Theoretische Bestzeit: 1:42.088					
Lap	D	Time	S1	S2	S3	Lap	D	Time	S1	S2	S3
1	1	2:45.768	1:14.102	44.109	47.557	6	1	1:43.043	25.986	34.991	42.066
2	1	1:48.678	26.566	36.068	46.044	7	1	1:54.387	<b>25.868</b>	34.956	53.563
3	1	1:44.668	26.968	35.430	42.270	8	1	<b>1:42.341</b>	26.121	<b>34.507</b>	<b>41.713</b>
4	1	1:42.795	25.899	34.978	41.918	9	1	2:31.251	31.152	40.935	
5	1	1:56.806	28.125	39.919	48.762						

# CZECH TRUCK PRIX 2024

Autodrom Most, length 4212 m

30. August - 01. September 2024

Nascar Whelen Euro Series Pro



## Lap Analysis qualifying, 31.08.2024

-Reg.No.: 003ZAO240822

30 Ryan Vargas (USA) (Chevrolet Camaro)						Theoretische Bestzeit: 1:41.509					
Lap	D	Time	S1	S2	S3	Lap	D	Time	S1	S2	S3
1	1	2:30.415	1:01.774	41.215	47.426	6	1	2:00.652	26.678	35.089	
2	1	1:47.927	29.813	35.676	42.438	7	1	2:42.394	1:26.728	34.265	41.401
3	1	1:42.931	26.652	34.444	41.835	8	1	1:41.760	26.384	<b>34.076</b>	41.300
4	1	1:42.434	26.462	34.322	41.650	9	1	2:15.931	31.583	40.740	
5	1	<b>1:41.615</b>	<b>26.254</b>	34.182	<b>41.179</b>						

33 Lucas Lasserre (FRA) (Ford Mustang)						Theoretische Bestzeit: 1:40.508					
Lap	D	Time	S1	S2	S3	Lap	D	Time	S1	S2	S3
1	1	2:18.868	50.836	41.843	46.189	6	1	1:44.473	<b>25.757</b>	34.478	44.238
2	1	1:43.219	26.459	34.819	41.941	7	1	1:40.813	25.775	34.036	<b>41.002</b>
3	1	1:41.793	26.129	34.270	41.394	8	1	<b>1:40.620</b>	25.832	<b>33.749</b>	41.039
4	1	1:41.142	26.005	33.982	41.155	9	1	2:03.966	25.915	34.055	
5	1	1:40.977	25.783	33.976	41.218						

34 Thomas Toffel (CHE) (Chevrolet Camaro)						Theoretische Bestzeit: 1:41.542					
Lap	D	Time	S1	S2	S3	Lap	D	Time	S1	S2	S3
1	1	2:06.855	43.718	38.846	44.291	6	1	1:56.509	26.594	35.511	
2	1	1:45.577	27.064	36.075	42.438	7	1	2:54.457	1:38.257	34.750	41.450
3	1	1:41.841	26.171	34.210	41.460	8	1	1:41.676	26.189	<b>34.198</b>	<b>41.289</b>
4	1	1:41.853	<b>26.055</b>	34.313	41.485	9	1	2:21.315	26.120	36.546	
5	1	<b>1:41.662</b>	26.057	34.296	41.309						

43 Riccardo Romagnoli (ITA) (Chevrolet Camaro)						Theoretische Bestzeit: 1:41.912					
Lap	D	Time	S1	S2	S3	Lap	D	Time	S1	S2	S3
1	1	2:09.719	45.726	39.240	44.753	6	1	<b>1:42.257</b>	<b>25.939</b>	<b>34.398</b>	41.920
2	1	1:46.814	27.416	36.044	43.354	7	1	1:45.017	26.886	34.518	43.613
3	1	1:50.411	26.161	37.609	46.641	8	1	1:42.289	26.264	34.450	<b>41.575</b>
4	1	2:23.281	26.170	34.444		9	1	2:28.228	30.709	43.142	
5	1	2:53.469	1:34.244	36.336	42.889						

46 Thomas Krasonis (GRC) (Chevrolet Camaro)						Theoretische Bestzeit: 1:41.632					
Lap	D	Time	S1	S2	S3	Lap	D	Time	S1	S2	S3
1	1	2:41.582	1:07.061	47.553	46.968	5	1	1:41.951	25.969	<b>34.085</b>	41.897
2	1	1:45.710	27.251	35.577	42.882	6	1	<b>1:41.876</b>	25.999	34.226	<b>41.651</b>
3	1	1:42.850	26.059	34.439	42.352	7	1	2:07.052	30.553	45.065	51.434
4	1	1:42.982	<b>25.896</b>	34.910	42.176	8	1	1:58.476	26.082	34.287	

47 Victor Neumann (FRA) (Chevrolet Camaro)						Theoretische Bestzeit: 1:43.167					
Lap	D	Time	S1	S2	S3	Lap	D	Time	S1	S2	S3
1	1	2:43.200	1:09.083	47.287	46.830	6	1	1:43.791	26.677	35.153	<b>41.961</b>
2	1	1:47.042	27.734	36.131	43.177	7	1	1:57.962	26.521	40.843	50.598
3	1	1:44.692	26.623	35.581	42.488	8	1	<b>1:43.309</b>	<b>26.428</b>	<b>34.778</b>	42.103
4	1	1:44.439	26.609	35.197	42.633	9	1	2:40.237	32.134	49.360	
5	1	1:43.724	26.465	35.180	42.079						

48 Nick Strickler (USA) (Chevrolet Camaro)						Theoretische Bestzeit: 1:42.951					
Lap	D	Time	S1	S2	S3	Lap	D	Time	S1	S2	S3
1	1	2:43.111	1:08.340	47.091	47.680	5	1	<b>1:43.010</b>	<b>26.313</b>	34.736	<b>41.961</b>
2	1	1:47.395	28.315	36.386	42.694	6	1	1:43.707	26.783	<b>34.677</b>	42.247
3	1	1:45.231	26.961	35.194	43.076	7	1	2:08.194	26.731	35.352	
4	1	1:45.634	28.036	34.956	42.642						

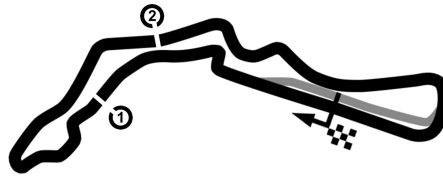
50 Liam Hezemans (NLD) (Toyota Camry)						Theoretische Bestzeit: 1:40.391					
Lap	D	Time	S1	S2	S3	Lap	D	Time	S1	S2	S3
1	1	3:37.451	2:15.877	37.195	44.379	5	1	1:40.821	25.798	<b>33.870</b>	41.153
2	1	1:42.761	26.478	34.724	41.559	6	1	<b>1:40.406</b>	<b>25.650</b>	33.885	<b>40.871</b>
3	1	1:41.302	26.084	34.047	41.171	7	1	1:59.833	25.776	33.890	
4	1	1:41.087	25.928	33.981	41.178						

# CZECH TRUCK PRIX 2024

Autodrom Most, length 4212 m

30. August - 01. September 2024

Nascar Whelen Euro Series Pro



## Lap Analysis qualifying, 31.08.2024

-Reg.No.: 003ZAO240822

54 Gianmarco Ercoli (ITA) (Chevrolet Camaro)						Theoretische Bestzeit: 1:40.703					
Lap	D	Time	S1	S2	S3	Lap	D	Time	S1	S2	S3
1	1	3:01.419	1:37.748	39.133	44.538	5	1	1:41.528	<b>25.798</b>	33.840	41.890
2	1	1:42.886	26.610	34.487	41.789	6	1	<b>1:40.935</b>	26.030	<b>33.837</b>	<b>41.068</b>
3	1	1:50.127	26.684	35.225	48.218	7	1	1:57.093	28.873	41.919	46.301
4	1	1:41.153	25.964	33.930	41.259	8	1	2:01.650	26.062	34.769	

55 Fabrizio Armetta (ITA) (Chevrolet Camaro)						Theoretische Bestzeit: 1:40.416					
Lap	D	Time	S1	S2	S3	Lap	D	Time	S1	S2	S3
1	1	2:05.780	41.721	38.857	45.202	4	1	<b>1:40.416</b>	<b>25.630</b>	<b>33.805</b>	<b>40.981</b>
2	1	1:45.705	26.601	35.876	43.228	5	1	1:55.377	25.650	33.901	
3	1	1:41.259	26.091	34.016	41.152						

66 Thomas Dombrowski (FRA) (Chevrolet Camaro)						Theoretische Bestzeit: 1:42.259					
Lap	D	Time	S1	S2	S3	Lap	D	Time	S1	S2	S3
1	1	2:52.468	1:18.849	43.704	49.915	5	1	1:42.701	26.130	34.408	42.163
2	1	1:47.582	28.240	36.092	43.250	6	1	<b>1:42.293</b>	<b>26.022</b>	<b>34.225</b>	42.046
3	1	1:43.114	26.050	34.945	42.119	7	1	2:06.377	28.823	35.509	
4	1	1:42.850	26.340	34.498	<b>42.012</b>						

69 Sebastiaan Bleekemolen (NLD) (Toyota Camry)						Theoretische Bestzeit: 1:40.906					
Lap	D	Time	S1	S2	S3	Lap	D	Time	S1	S2	S3
1	1	3:20.834	1:56.394	39.131	45.309	6	1	1:41.100	25.628	34.155	41.317
2	1	1:46.711	27.451	36.162	43.098	7	1	1:52.583	28.951	37.853	45.779
3	1	1:41.357	25.726	34.323	41.308	8	1	<b>1:40.987</b>	25.582	34.136	<b>41.269</b>
4	1	1:41.693	<b>25.571</b>	<b>34.066</b>	42.056	9	1	2:27.958	33.997	41.191	
5	1	1:51.239	29.551	37.428	44.260						

72 Marc Goossens (BEL) (Toyota Camry)						Theoretische Bestzeit: 1:40.223					
Lap	D	Time	S1	S2	S3	Lap	D	Time	S1	S2	S3
1	1	3:39.276	2:11.783	40.661	46.832	4	1	<b>1:40.388</b>	25.793	<b>33.740</b>	<b>40.855</b>
2	1	1:43.009	26.587	34.659	41.763	5	1	1:55.750	26.295	34.582	
3	1	1:40.584	<b>25.628</b>	33.981	40.975						

88 Max Lanza (ITA) (Chevrolet Camaro)						Theoretische Bestzeit: 1:41.183					
Lap	D	Time	S1	S2	S3	Lap	D	Time	S1	S2	S3
1	1	3:55.742	2:30.388	39.485	45.869	6	1	1:49.961	26.970	39.829	43.162
2	1	1:43.907	26.654	34.848	42.405	7	1	1:42.000	<b>25.768</b>	34.351	41.881
3	1	1:42.704	26.282	34.563	41.859	8	1	<b>1:41.741</b>	25.964	<b>34.106</b>	41.671
4	1	1:42.075	26.073	34.693	<b>41.309</b>	9	1	2:12.746	30.711	37.392	
5	1	1:41.871	25.986	34.418	41.467						

99 Tobias Dauenhauer (DEU) (Chevrolet Camaro)						Theoretische Bestzeit: 1:41.044					
Lap	D	Time	S1	S2	S3	Lap	D	Time	S1	S2	S3
1	1	2:28.550	59.775	41.146	47.629	6	1	1:45.678	26.045	37.132	42.501
2	1	1:43.619	26.758	34.923	41.938	7	1	<b>1:41.128</b>	25.720	34.098	<b>41.310</b>
3	1	1:41.906	26.074	34.313	41.519	8	1	1:44.964	26.370	35.708	42.886
4	1	1:41.457	25.734	34.308	41.415	9	1	1:41.504	<b>25.697</b>	<b>34.037</b>	41.770
5	1	1:41.442	25.807	34.205	41.430	10	1	2:17.576	30.837	41.229	