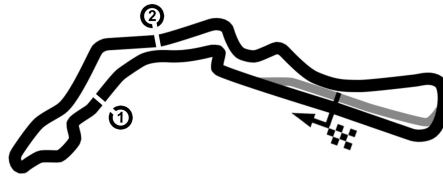


CZECH TRUCK PRIX 2024

Autodrom Most, length 4212 m

30. August - 01. September 2024

Nascar Whelen Euro Series Pro



Lap Analysis free practice 2, 30.08.2024

-Reg.No.: 003ZAO240822

1 Vladimiros Tziortzis (CYP) (Ford Mustang)

Theoretische Bestzeit: 1:41.522

Lap	D	Time	S1	S2	S3	Lap	D	Time	S1	S2	S3
1	1	2:17.431	52.196	40.225	45.010	8	1	11:39.816	10:21	35.109	43.110
2	1	1:47.981	28.113	35.931	43.937	9	1	1:42.297	26.258	34.159	41.880
3	1	2:26.689	30.944	42.918		10	1	1:41.826	26.242	34.223	41.361
4	1	3:56.529	2:35.809	35.674	45.046	11	1	1:43.054	26.168	35.235	41.651
5	1	1:42.558	26.415	34.354	41.789	12	1	1:44.026	27.727	34.666	41.633
6	1	1:42.372	26.350	34.109	41.913	13	1	2:04.515	27.601	35.016	
7	1	2:02.649	26.052	35.476							

3 Paul Jouffreau (FRA) (Ford Mustang)

Theoretische Bestzeit: 1:40.674

Lap	D	Time	S1	S2	S3	Lap	D	Time	S1	S2	S3
1	1	1:52.634	34.745	35.885	42.004	10	1	1:43.564	26.008	35.704	41.852
2	1	1:42.336	26.182	34.411	41.743	11	1	1:53.698	25.848	34.502	
3	1	2:23.708	26.345	38.326		12	1	3:11.619	1:54.303	35.039	42.277
4	1	6:10.503	4:49.595	38.698	42.210	13	1	1:41.337	25.837	34.092	41.408
5	1	1:41.757	26.250	34.167	41.340	14	1	1:41.514	25.836	33.998	41.680
6	1	1:43.115	25.986	35.930	41.199	15	1	1:43.398	25.827	33.979	43.592
7	1	1:47.185	28.097	36.696	42.392	16	1	1:45.371	29.567	34.706	41.098
8	1	1:43.229	25.681	34.689	42.859	17	1	1:57.159	26.612	34.710	
9	1	1:41.015	25.829	33.895	41.291						

7 Martin Doubek (CZE) (Ford Mustang)

Theoretische Bestzeit: 1:41.583

Lap	D	Time	S1	S2	S3	Lap	D	Time	S1	S2	S3
1	1	2:23.844	1:00.634	38.568	44.642	6	1	1:41.740	26.145	34.232	41.363
2	1	1:43.038	26.459	34.646	41.933	7	1	1:42.034	26.030	34.683	41.321
3	1	2:30.011	31.835	42.612		8	1	1:44.394	27.712	34.838	41.844
4	1	6:24.290	5:05.262	36.433	42.595	9	1	1:56.189	26.377	34.308	
5	1	1:42.414	26.601	34.394	41.419						

8 Dario Caso (ITA) (Chevrolet Camaro)

Theoretische Bestzeit: 1:43.024

Lap	D	Time	S1	S2	S3	Lap	D	Time	S1	S2	S3
1	1	2:25.690	1:02.429	38.279	44.982	6	1	1:43.718	26.499	35.333	41.886
2	1	1:50.107	29.655	36.221	44.231	7	1	1:43.511	26.380	35.431	41.700
3	1	3:27.352	56.741	57.428		8	1	1:50.196	26.306	35.018	48.872
4	1	3:34.646	2:16.310	35.603	42.733	9	1	2:17.373	34.282	41.366	
5	1	1:43.794	26.840	35.072	41.882						

14 Ulysse Delsaux (FRA) (Ford Mustang)

Theoretische Bestzeit: 1:41.871

Lap	D	Time	S1	S2	S3	Lap	D	Time	S1	S2	S3
1	1	2:37.308	1:00.912	46.790	49.606	9	1	2:01.098	26.878	34.964	
2	1	2:17.941	32.518	38.550		10	1	3:32.722	2:15.253	35.356	42.113
3	1	5:37.359	4:11.488	39.676	46.195	11	1	1:42.880	26.532	34.556	41.792
4	1	1:51.128	30.548	37.482	43.098	12	1	1:42.373	26.361	34.419	41.593
5	1	1:44.077	26.977	34.906	42.194	13	1	1:42.314	26.323	34.339	41.652
6	1	1:43.246	26.688	34.534	42.024	14	1	1:41.871	26.125	34.175	41.571
7	1	1:42.656	26.521	34.515	41.620	15	1	1:58.206	26.191	34.422	
8	1	1:42.780	26.425	34.497	41.858						

21 Liam Lambert (GBR) (Chevrolet Camaro)

Theoretische Bestzeit: 1:59.093


Lap	D	Time	S1	S2	S3	Lap	D	Time	S1	S2	S3
1	1	1:59.093	36.518	37.422	45.153						

CZECH TRUCK PRIX 2024

Autodrom Most, length 4212 m

30. August - 01. September 2024

Nascar Whelen Euro Series Pro



Lap Analysis free practice 2, 30.08.2024

-Reg.No.: 003ZAO240822

24 Vittorio Ghirelli (ITA) (Chevrolet Camaro)

Theoretische Bestzeit: 1:40.160

Lap	D	Time	S1	S2	S3	Lap	D	Time	S1	S2	S3
1	1	2:06.240	39.339	38.714	48.187	8	1	6:11.706	4:53.949	35.179	42.578
2	1	1:44.969	26.164	36.838	41.967	9	1	1:40.307	25.722	33.624	40.961
3	1	2:17.795	25.683	49.136		10	1	1:42.932	26.144	34.797	41.991
4	1	4:10.970	2:54.178	34.798	41.994	11	1	1:56.127	25.630	33.910	
5	1	1:40.426	25.749	33.771	40.906	12	1	4:13.479	2:39.488	35.878	
6	1	1:40.366	25.718	33.723	40.925	13	1	3:04.846	1:48.665	34.425	41.756
7	1	1:57.831	25.988	34.647		14	1	2:05.571	28.264	35.809	

30 Ryan Vargas (USA) (Chevrolet Camaro)

Theoretische Bestzeit: 1:43.007

Lap	D	Time	S1	S2	S3	Lap	D	Time	S1	S2	S3
1	1	2:29.383	1:05.174	41.278	42.931	10	1	4:24.549	3:07.189	35.021	42.339
2	1	1:46.025	26.981	35.702	43.342	11	1	1:44.601	27.039	35.484	42.078
3	1	3:06.093	50.884	55.023		12	1	1:43.567	26.761	34.642	42.164
4	1	3:25.328	2:08.459	34.751	42.118	13	1	1:44.172	26.940	34.376	42.856
5	1	1:44.050	26.893	34.653	42.504	14	1	1:43.224	26.572	34.357	42.295
6	1	1:43.343	26.589	34.553	42.201	15	1	1:46.250	26.786	37.083	42.381
7	1	1:43.865	26.768	34.764	42.333	16	1	1:43.650	26.920	34.611	42.119
8	1	1:43.300	26.612	34.410	42.278	17	1	2:29.503	31.508	43.077	
9	1	1:57.935	26.645	34.777							

33 Lucas Lasserre (FRA) (Ford Mustang)

Theoretische Bestzeit: 1:42.471

Lap	D	Time	S1	S2	S3	Lap	D	Time	S1	S2	S3
1	1	2:28.628	53.709	45.376	49.543	9	1	4:17.064	2:59.796	35.170	42.098
2	1	1:53.738	29.944	39.096	44.698	10	1	1:43.441	26.587	34.885	41.969
3	1	3:28.275	51.768	57.898		11	1	1:42.991	26.402	34.651	41.938
4	1	2:15.292	57.196	35.638	42.458	12	1	1:53.733	26.054	34.697	
5	1	1:44.639	26.458	34.990	43.191	13	1	3:14.178	1:57.516	34.677	41.985
6	1	1:43.597	26.377	34.893	42.327	14	1	1:42.550	26.133	34.542	41.875
7	1	1:43.327	26.347	34.835	42.145	15	1	1:43.854	26.090	34.690	43.074
8	1	1:56.458	26.262	35.079		16	1	2:08.208	29.574	38.439	

34 Thomas Toffel (CHE) (Chevrolet Camaro)

Theoretische Bestzeit: 1:41.918

Lap	D	Time	S1	S2	S3	Lap	D	Time	S1	S2	S3
1	1	3:15.252	1:41.925	42.035	51.292	7	1	6:08.509	4:50.634	35.205	42.670
2	1	2:27.639	30.057	38.389		8	1	1:44.194	26.701	35.314	42.179
3	1	4:37.831	3:21.085	34.828	41.918	9	1	1:42.538	26.248	34.696	41.594
4	1	1:42.396	26.181	34.582	41.633	10	1	1:42.154	25.996	34.355	41.803
5	1	1:42.005	25.969	34.402	41.634	11	1	2:02.858	31.706	36.058	
6	1	1:57.297	25.994	34.551							

43 Riccardo Romagnoli (ITA) (Chevrolet Camaro)

Theoretische Bestzeit: 1:42.243

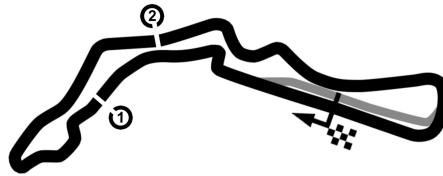
Lap	D	Time	S1	S2	S3	Lap	D	Time	S1	S2	S3
1	1	2:32.018	1:04.039	40.066	47.913	10	1	2:05.978	30.574	38.286	
2	1	1:47.752	28.046	35.787	43.919	11	1	4:12.976	2:50.738	39.320	42.918
3	1	3:05.043	49.487	53.259		12	1	1:45.069	26.198	35.688	43.183
4	1	3:08.137	1:49.059	36.828	42.250	13	1	1:42.413	26.086	34.417	41.910
5	1	1:49.799	26.453	38.685	44.661	14	1	1:53.232	35.875	35.571	41.786
6	1	1:43.370	26.083	35.288	41.999	15	1	1:43.544	26.513	34.736	42.295
7	1	1:42.795	26.157	34.481	42.157	16	1	1:42.571	26.096	34.732	41.743
8	1	1:42.988	26.293	34.707	41.988	17	1	2:35.021	34.213	45.927	
9	1	1:43.501	26.181	34.702	42.618						

CZECH TRUCK PRIX 2024

Autodrom Most, length 4212 m

30. August - 01. September 2024

Nascar Whelen Euro Series Pro



Lap Analysis free practice 2, 30.08.2024

-Reg.No.: 003ZAO240822

46 Thomas Krasonis (GRC) (Chevrolet Camaro)						Theoretische Bestzeit: 1:43.920					
Lap	D	Time	S1	S2	S3	Lap	D	Time	S1	S2	S3
1	1	3:11.082	1:20.649	51.183	59.250	8	1	1:59.266	26.683	34.949	
2	1	2:44.894	38.197	49.053		9	1	3:08.136	1:50.296	35.087	42.753
3	1	5:09.066	3:40.181	40.612	48.273	10	1	1:43.992	26.474	34.861	42.657
4	1	2:23.988	30.060	44.301		11	1	2:08.616	27.942	41.573	
5	1	3:08.867	1:50.520	35.430	42.917	12	1	2:57.780	1:40.096	35.099	42.585
6	1	1:44.572	26.542	34.918	43.112	13	1	2:03.221	26.598	35.002	
7	1	1:45.800	28.004	35.182	42.614						

47 Victor Neumann (FRA) (Chevrolet Camaro)						Theoretische Bestzeit: 1:44.546					
Lap	D	Time	S1	S2	S3	Lap	D	Time	S1	S2	S3
1	1	11:00.889	9:34.780	40.220	45.889	5	1	1:45.174	27.211	35.504	42.459
2	1	2:06.855	33.209	37.139		6	1	1:44.547	26.827	35.260	42.460
3	1	11:10.667	9:43.799	41.605	45.263	7	1	2:04.102	27.097	35.955	
4	1	1:46.585	27.381	36.295	42.909						

48 Nick Strickler (USA) (Chevrolet Camaro)						Theoretische Bestzeit: 1:43.609					
Lap	D	Time	S1	S2	S3	Lap	D	Time	S1	S2	S3
1	1	3:05.565	1:22.944	48.400	54.221	9	1	1:46.586	28.492	35.670	42.424
2	1	2:27.469	30.612	44.499		10	1	1:59.852	27.036	35.271	
3	1	5:06.417	3:46.504	36.382	43.531	11	1	4:46.981	3:23.973	38.828	44.180
4	1	1:47.429	29.064	35.793	42.572	12	1	1:44.685	27.441	35.186	42.058
5	1	1:48.586	28.451	35.709	44.426	13	1	1:43.721	26.736	34.833	42.152
6	1	1:44.516	26.875	35.237	42.404	14	1	1:44.060	26.973	34.815	42.272
7	1	1:45.409	26.755	36.059	42.595	15	1	2:00.406	27.010	35.250	
8	1	1:47.814	28.838	36.388	42.588						

50 Liam Hezemans (NLD) (Toyota Camry)						Theoretische Bestzeit: 1:41.071					
Lap	D	Time	S1	S2	S3	Lap	D	Time	S1	S2	S3
1	1	2:28.446	1:08.187	36.492	43.767	9	1	1:41.652	25.900	34.502	41.250
2	1	2:04.085	26.395	36.031		10	1	1:41.211	25.880	34.179	41.152
3	1	5:59.870	4:40.774	36.912	42.184	11	1	1:41.213	25.852	34.067	41.294
4	1	1:42.762	26.692	34.667	41.403	12	1	2:04.966	26.141	37.985	
5	1	1:41.732	26.058	34.402	41.272	13	1	3:49.054	2:27.645	36.892	44.517
6	1	1:45.490	26.064	34.815	44.611	14	1	1:42.042	26.157	34.326	41.559
7	1	1:47.384	25.926	34.689	46.769	15	1	2:01.088	25.948	34.411	
8	1	1:53.192	35.158	36.392	41.642						

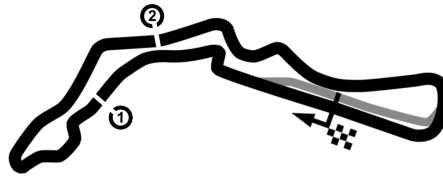
54 Gianmarco Ercoli (ITA) (Chevrolet Camaro)						Theoretische Bestzeit: 1:40.899					
Lap	D	Time	S1	S2	S3	Lap	D	Time	S1	S2	S3
1	1	2:14.428	52.757	37.930	43.741	10	1	1:40.992	25.857	34.010	41.125
2	1	1:46.503	28.640	35.323	42.540	11	1	1:41.155	25.801	34.043	41.311
3	1	2:14.680	26.282	41.732		12	1	1:47.458	31.364	34.432	41.662
4	1	5:12.610	3:53.360	36.974	42.276	13	1	1:54.243	27.323	34.750	
5	1	1:42.204	26.435	34.356	41.413	14	1	2:28.725	1:12.310	34.731	41.684
6	1	1:41.286	25.939	34.073	41.274	15	1	1:41.841	26.084	34.425	41.332
7	1	1:41.051	25.888	33.973	41.190	16	1	1:41.514	26.147	34.062	41.305
8	1	2:02.946	26.345	36.788		17	1	2:19.413	26.822	35.921	
9	1	3:10.735	1:54.376	34.840	41.519						

CZECH TRUCK PRIX 2024

Autodrom Most, length 4212 m

30. August - 01. September 2024

Nascar Whelen Euro Series Pro



Lap Analysis free practice 2, 30.08.2024

-Reg.No.: 003ZAO240822

55 Fabrizio Armetta (ITA) (Chevrolet Camaro)

Theoretische Bestzeit: 1:40.537

Lap	D	Time	S1	S2	S3	Lap	D	Time	S1	S2	S3
1	1	2:09.003	42.975	39.458	46.570	8	1	1:41.010	25.974	33.907	41.129
2	1	1:43.476	26.420	34.430	42.626	9	1	2:06.705	27.664	36.567	
3	1	2:20.957	25.905	49.115		10	1	3:47.620	2:27.575	37.745	42.300
4	1	4:10.899	2:50.783	35.078	45.038	11	1	1:40.748	25.784	33.930	41.034
5	1	1:41.690	25.931	34.680	41.079	12	1	1:49.715	27.765	37.963	43.987
6	1	1:40.712	25.763	33.784	41.165	13	1	1:40.638	25.864	33.773	41.001
7	1	1:58.818	27.959	44.998	45.861	14	1	2:00.866	25.826	33.995	

66 Thomas Dombrowski (FRA) (Chevrolet Camaro)

Theoretische Bestzeit: 1:43.150

Lap	D	Time	S1	S2	S3	Lap	D	Time	S1	S2	S3
1	1	4:17.306	2:53.667	39.352	44.287	9	1	4:10.740	2:53.234	34.972	42.534
2	1	2:54.109	43.146	53.522		10	1	1:44.656	26.909	35.096	42.651
3	1	3:22.486	2:03.596	36.171	42.719	11	1	1:44.075	26.252	34.823	43.000
4	1	1:43.942	26.830	34.723	42.389	12	1	1:45.219	26.546	35.647	43.026
5	1	1:44.034	26.645	34.710	42.679	13	1	1:44.152	26.516	34.702	42.934
6	1	1:44.424	26.965	34.809	42.650	14	1	1:44.177	26.628	34.935	42.614
7	1	1:43.348	26.140	34.621	42.587	15	1	1:59.653	26.641	35.462	
8	1	2:01.214	26.546	35.253							

69 Sebastiaan Bleekemolen (NLD) (Toyota Camry)

Theoretische Bestzeit: 1:40.471

Lap	D	Time	S1	S2	S3	Lap	D	Time	S1	S2	S3
1	1	3:21.874	1:57.249	39.942	44.683	8	1	3:50.507	2:31.965	36.071	42.471
2	1	2:14.298	25.911	35.056		9	1	1:40.749	25.631	33.994	41.124
3	1	6:02.700	4:42.291	37.206	43.203	10	1	2:04.340	27.678	36.623	
4	1	1:41.364	25.847	34.250	41.267	11	1	3:43.968	2:24.300	37.810	41.858
5	1	1:41.130	25.720	34.195	41.215	12	1	1:40.928	25.742	33.862	41.324
6	1	1:40.976	25.739	34.184	41.053	13	1	1:40.667	25.556	33.968	41.143
7	1	2:08.681	29.143	37.608		14	1	2:17.208	32.616	38.630	

72 Marc Goossens (BEL) (Toyota Camry)

Theoretische Bestzeit: 1:40.935

Lap	D	Time	S1	S2	S3	Lap	D	Time	S1	S2	S3
1	1	3:34.820	2:13.153	38.088	43.579	7	1	1:47.110	26.062	34.268	46.780
2	1	2:25.578	26.974	38.613		8	1	1:41.338	26.186	33.866	41.286
3	1	5:53.156	4:36.174	34.992	41.990	9	1	1:41.365	26.002	34.056	41.307
4	1	1:41.800	25.812	34.345	41.643	10	1	1:40.938	25.783	33.868	41.287
5	1	2:04.586	29.583	37.773		11	1	1:41.271	25.877	33.983	41.411
6	1	4:47.411	3:27.376	37.530	42.505	12	1	1:52.903	25.996	34.312	

88 Max Lanza (ITA) (Chevrolet Camaro)

Theoretische Bestzeit: 1:41.950

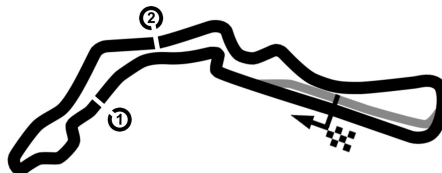
Lap	D	Time	S1	S2	S3	Lap	D	Time	S1	S2	S3
1	1	2:11.988	42.646	41.233	48.109	8	1	1:59.013	26.194	34.523	
2	1	1:51.724	32.155	36.978	42.591	9	1	3:43.739	2:22.198	37.518	44.023
3	1	2:21.269	31.582	42.985		10	1	1:42.474	26.294	34.358	41.822
4	1	10:57.642	9:38.856	36.287	42.499	11	1	1:42.593	26.136	34.544	41.913
5	1	1:42.638	26.254	34.651	41.733	12	1	1:42.551	26.282	34.485	41.784
6	1	1:42.637	26.676	34.244	41.717	13	1	2:02.429	26.354	35.011	
7	1	1:42.273	26.074	34.567	41.632						

CZECH TRUCK PRIX 2024

Autodrom Most, length 4212 m

30. August - 01. September 2024

Nascar Whelen Euro Series Pro



Lap Analysis free practice 2, 30.08.2024

-Reg.No.: 003ZAO240822

99 Tobias Dauenhauer (DEU) (Chevrolet Camaro)

Theoretische Bestzeit: 1:41.332

Lap	D	Time	S1	S2	S3	Lap	D	Time	S1	S2	S3
1	1	2:22.744	57.887	40.296	44.561	9	1	1:55.631	26.102	35.468	
2	1	1:43.647	26.666	34.952	42.029	10	1	7:50.795	6:32.217	36.779	41.799
3	1	2:27.971	30.519	43.291		11	1	1:42.136	26.339	34.331	41.466
4	1	3:53.091	2:35.364	35.450	42.277	12	1	1:41.367	25.946	34.191	41.230
5	1	1:42.247	26.127	34.488	41.632	13	1	1:41.727	25.928	34.358	41.441
6	1	1:42.523	26.182	34.288	42.053	14	1	1:41.667	25.922	34.180	41.565
7	1	1:43.321	26.419	34.668	42.234	15	1	1:59.026	26.139	34.234	
8	1	1:43.123	27.047	34.572	41.504						