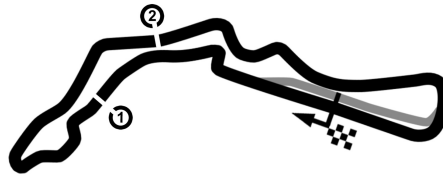


# CZECH TRUCK PRIX 2024

Autodrom Most, length 4212 m

30. August - 01. September 2024

Nascar Whelen Euro Series Pro



## Lap Analysis free practice 1, 30.08.2024

-Reg.No.: 003ZAO240822

### 1 Vladimiros Tziortzis (CYP) (Ford Mustang)

Theoretische Bestzeit: 1:42.949

Lap	D	Time	S1	S2	S3	Lap	D	Time	S1	S2	S3
1	1	2:22.383	52.153	42.220	48.010	7	1	2:06.028	26.388	35.443	
2	1	1:57.299	29.609	39.094	48.596	8	1	6:38.827	5:19.232	35.712	43.883
3	1	1:50.203	27.326	38.048	44.829	9	1	1:45.656	26.297	37.238	42.121
4	1	1:45.074	26.777	35.161	43.136	10	1	<b>1:43.017</b>	<b>26.265</b>	34.889	<b>41.863</b>
5	1	1:45.486	27.735	35.528	42.223	11	1	1:49.795	26.662	34.843	48.290
6	1	1:43.526	26.556	<b>34.821</b>	42.149	12	1	2:38.209	36.360	46.384	

### 3 Paul Jouffreau (FRA) (Ford Mustang)

Theoretische Bestzeit: 1:41.301

Lap	D	Time	S1	S2	S3	Lap	D	Time	S1	S2	S3
1	1	2:49.025	1:26.416	37.270	45.339	8	1	<b>1:41.528</b>	<b>25.870</b>	34.304	<b>41.354</b>
2	1	1:48.225	26.914	35.160	46.151	9	1	1:55.800	26.034	34.684	
3	1	1:42.144	26.258	34.450	41.436	10	1	4:17.754	3:00.141	35.338	42.275
4	1	1:42.829	26.497	<b>34.077</b>	42.255	11	1	1:44.616	26.125	35.164	43.327
5	1	1:42.499	26.314	34.319	41.866	12	1	1:42.066	26.139	34.512	41.415
6	1	1:42.607	26.316	34.640	41.651	13	1	2:20.372	26.172	38.199	
7	1	1:41.868	26.042	34.127	41.699						

### 7 Martin Doubek (CZE) (Ford Mustang)

Theoretische Bestzeit: 1:42.495

Lap	D	Time	S1	S2	S3	Lap	D	Time	S1	S2	S3
1	1	2:09.666	49.788	36.967	42.911	7	1	1:58.945	26.862	35.703	
2	1	1:46.199	27.047	35.996	43.156	8	1	4:49.410	3:30.187	36.525	42.698
3	1	1:43.299	26.598	34.658	42.043	9	1	1:43.204	26.554	<b>34.557</b>	42.093
4	1	2:00.937	29.011	35.435		10	1	1:56.390	<b>26.245</b>	34.597	
5	1	3:03.586	1:46.348	35.286	41.952	11	1	3:20.855	1:41.147	35.197	
6	1	<b>1:42.563</b>	26.290	34.580	<b>41.693</b>						

### 8 Dario Caso (ITA) (Chevrolet Camaro)

Theoretische Bestzeit: 1:44.172

Lap	D	Time	S1	S2	S3	Lap	D	Time	S1	S2	S3
1	1	2:51.935	1:20.600	42.600	48.735	7	1	1:46.329	28.005	35.841	<b>42.483</b>
2	1	1:51.455	29.674	37.352	44.429	8	1	1:45.261	27.113	35.610	42.538
3	1	1:50.219	27.912	36.488	45.819	9	1	<b>1:44.628</b>	26.861	<b>35.253</b>	42.514
4	1	2:32.080	34.922	45.893		10	1	2:12.630	<b>26.436</b>	36.836	
5	1	2:58.072	1:35.916	39.248	42.908	11	1	5:27.737	3:25.736	45.025	
6	1	1:49.735	30.079	36.377	43.279						

### 14 Ulysse Delsaux (FRA) (Ford Mustang)

Theoretische Bestzeit: 1:42.403

Lap	D	Time	S1	S2	S3	Lap	D	Time	S1	S2	S3
1	1	2:39.436	1:09.940	42.480	47.016	8	1	3:25.078	2:07.897	35.162	42.019
2	1	1:47.132	27.771	36.009	43.352	9	1	1:42.614	26.308	34.527	41.779
3	1	1:44.249	27.030	35.009	42.210	10	1	<b>1:42.460</b>	26.225	<b>34.494</b>	41.741
4	1	1:44.345	26.707	34.893	42.745	11	1	1:42.487	26.207	34.573	<b>41.707</b>
5	1	1:44.224	27.349	34.965	41.910	12	1	1:42.697	<b>26.202</b>	34.579	41.916
6	1	1:42.731	26.383	34.551	41.797	13	1	1:49.868	26.938	35.875	47.055
7	1	1:58.042	26.249	34.706		14	1	2:33.479	37.336	46.522	

### 21 Liam Lambert (GBR) (Chevrolet Camaro)

Theoretische Bestzeit: 1:44.740

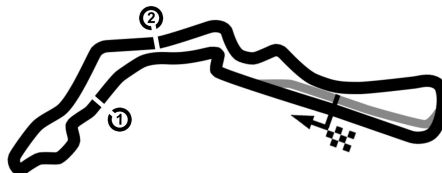
Lap	D	Time	S1	S2	S3	Lap	D	Time	S1	S2	S3
1	1	2:07.546	41.281	39.925	46.340	8	1	1:48.135	27.195	37.577	43.363
2	1	1:52.078	28.576	38.819	44.683	9	1	1:46.243	26.838	36.016	43.389
3	1	1:49.505	27.372	36.445	45.688	10	1	1:45.244	26.460	<b>35.579</b>	43.205
4	1	1:46.517	27.335	35.860	43.322	11	1	<b>1:45.228</b>	26.711	35.611	42.906
5	1	1:46.517	26.826	35.862	43.829	12	1	1:45.921	26.880	36.312	<b>42.729</b>
6	1	1:47.870	27.017	35.740	45.113	13	1	1:46.127	<b>26.432</b>	35.625	44.070
7	1	1:46.818	27.302	36.097	43.419	14	1	2:16.544	27.560	36.551	

# CZECH TRUCK PRIX 2024

Autodrom Most, length 4212 m

30. August - 01. September 2024

Nascar Whelen Euro Series Pro



## Lap Analysis free practice 1, 30.08.2024

-Reg.No.: 003ZAO240822

### 24 Vittorio Ghirelli (ITA) (Chevrolet Camaro)

Theoretische Bestzeit: 1:41.024

Lap	D	Time	S1	S2	S3	Lap	D	Time	S1	S2	S3
1	1	2:20.782				6	1	1:56.007	26.361	34.387	
2	1	1:43.162	26.518	34.557	42.087	7	1	5:31.356	4:11.934	36.427	42.995
3	1	1:44.223	26.563	34.356	43.304	8	1	1:41.330	25.975	34.033	41.322
4	1	1:42.618	26.353	34.496	41.769	9	1	1:44.408	27.135	34.805	42.468
5	1	<b>1:41.104</b>	25.828	<b>34.009</b>	<b>41.267</b>	10	1	1:56.311	<b>25.748</b>	34.636	

### 27 Simone Giussani (ITA) (Ford Mustang)

Theoretische Bestzeit: 1:45.069

Lap	D	Time	S1	S2	S3	Lap	D	Time	S1	S2	S3
1	1	2:57.114	1:27.054	42.565	47.495	6	1	1:47.443	27.022	35.883	44.538
2	1	1:50.565	28.411	37.767	44.387	7	1	2:03.078	27.121	40.310	55.647
3	1	2:09.183	28.705	39.752		8	1	1:52.958	26.518	<b>35.511</b>	50.929
4	1	8:22.517	7:00.248	38.044	44.225	9	1	1:47.839	27.587	37.166	<b>43.086</b>
5	1	<b>1:46.067</b>	26.920	35.954	43.193	10	1	2:17.474	<b>26.472</b>	35.682	

### 30 Ryan Vargas (USA) (Chevrolet Camaro)

Theoretische Bestzeit: 1:44.173

Lap	D	Time	S1	S2	S3	Lap	D	Time	S1	S2	S3
1	1	2:14.317	52.647	37.603	44.067	8	1	4:28.500	3:10.141	35.235	43.124
2	1	1:45.994	27.320	35.558	43.116	9	1	1:45.042	27.225	34.940	42.877
3	1	1:49.675	27.220	37.228	45.227	10	1	<b>1:44.213</b>	<b>26.825</b>	34.955	<b>42.433</b>
4	1	1:51.507	32.029	35.614	43.864	11	1	1:44.746	27.072	<b>34.915</b>	42.759
5	1	1:45.296	27.248	35.242	42.806	12	1	1:44.866	27.139	35.011	42.716
6	1	1:44.990	27.211	34.992	42.787	13	1	2:16.698	27.031	39.947	
7	1	2:02.102	27.133	35.117							

### 33 Lucas Lasserre (FRA) (Ford Mustang)

Theoretische Bestzeit: 1:42.802

Lap	D	Time	S1	S2	S3	Lap	D	Time	S1	S2	S3
1	1	2:43.993	1:19.098	39.717	45.178	7	1	1:43.294	26.344	34.954	<b>41.996</b>
2	1	1:45.726	27.093	35.512	43.121	8	1	<b>1:42.867</b>	26.041	<b>34.811</b>	42.015
3	1	1:44.522	26.663	34.998	42.861	9	1	1:55.259	<b>25.995</b>	35.389	
4	1	2:00.453	26.479	35.245		10	1	3:38.824	2:21.472	35.134	42.218
5	1	4:43.835	3:25.860	35.375	42.600	11	1	1:46.059	26.209	34.902	44.948
6	1	1:44.287	26.569	35.120	42.598	12	1	2:39.021	36.359	46.258	

### 34 Thomas Toffel (CHE) (Chevrolet Camaro)

Theoretische Bestzeit: 1:42.960

Lap	D	Time	S1	S2	S3	Lap	D	Time	S1	S2	S3
1	1	2:21.377	59.784	36.954	44.639	8	1	<b>1:43.132</b>	26.312	<b>34.925</b>	<b>41.895</b>
2	1	1:46.828	26.931	36.860	43.037	9	1	2:01.064	26.306	35.329	
3	1	1:44.641	26.489	35.507	42.645	10	1	4:30.052	3:12.825	35.106	42.121
4	1	1:44.874	26.508	35.858	42.508	11	1	1:44.601	26.350	35.110	43.141
5	1	1:44.726	26.489	35.332	42.905	12	1	1:43.996	<b>26.140</b>	35.805	42.051
6	1	1:45.699	27.042	35.866	42.791	13	1	2:18.073	26.306	35.556	
7	1	1:43.794	26.663	34.974	42.157						

### 43 Riccardo Romagnoli (ITA) (Chevrolet Camaro)

Theoretische Bestzeit: 1:43.021

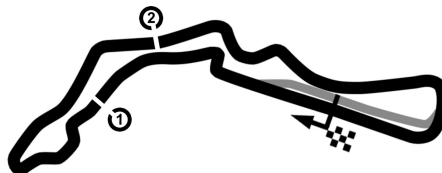
Lap	D	Time	S1	S2	S3	Lap	D	Time	S1	S2	S3
1	1	2:07.954	43.991	38.174	45.789	7	1	1:43.631	26.385	34.958	42.288
2	1	1:45.507	27.181	35.697	42.629	8	1	1:50.761	28.120	38.630	44.011
3	1	1:43.930	26.415	34.997	42.518	9	1	<b>1:43.228</b>	26.282	34.756	<b>42.190</b>
4	1	2:11.715	34.465	38.907		10	1	1:43.332	<b>26.089</b>	34.800	42.443
5	1	4:07.071	2:44.826	36.181	46.064	11	1	1:43.716	26.312	34.996	42.408
6	1	1:43.896	26.475	<b>34.742</b>	42.679	12	1	2:10.179	29.505	43.098	

# CZECH TRUCK PRIX 2024

Autodrom Most, length 4212 m

30. August - 01. September 2024

Nascar Whelen Euro Series Pro



## Lap Analysis free practice 1, 30.08.2024

-Reg.No.: 003ZAO240822

### 46 Thomas Krasonis (GRC) (Chevrolet Camaro)

Theoretische Bestzeit: 1:43.461

Lap	D	Time	S1	S2	S3	Lap	D	Time	S1	S2	S3
1	1	2:42.578	57.511	48.221	56.846	6	1	<b>1:44.096</b>	26.572	34.945	42.579
2	1	1:45.647	26.646	35.288	43.713	7	1	1:47.376	26.294	34.904	46.178
3	1	1:44.576	26.671	34.846	43.059	8	1	1:44.151	<b>26.174</b>	35.343	42.634
4	1	2:09.514	26.683	39.476		9	1	1:44.131	26.844	<b>34.771</b>	<b>42.516</b>
5	1	3:32.828	2:14.563	35.310	42.955	10	1	2:16.645	30.155	40.117	

### 47 Victor Neumann (FRA) (Chevrolet Camaro)

Theoretische Bestzeit: 1:44.703

Lap	D	Time	S1	S2	S3	Lap	D	Time	S1	S2	S3
1	1	2:24.023	1:00.427	39.179	44.417	5	1	2:07.268	27.116	38.978	
2	1	1:46.983	27.589	36.305	43.089	6	1	11:46.404	10:23	38.681	44.106
3	1	1:46.541	<b>26.725</b>	36.101	43.715	7	1	2:01.030	27.447	36.988	
4	1	<b>1:45.454</b>	27.476	<b>35.546</b>	<b>42.432</b>						

### 48 Nick Strickler (USA) (Chevrolet Camaro)

Theoretische Bestzeit: 1:44.799

Lap	D	Time	S1	S2	S3	Lap	D	Time	S1	S2	S3
1	1	2:26.268				8	1	1:46.078	27.185	36.118	42.775
2	1	1:52.162	28.954	37.455	45.753	9	1	1:45.485	26.940	35.558	42.987
3	1	1:49.163	28.097	37.280	43.786	10	1	<b>1:45.337</b>	<b>26.780</b>	<b>35.349</b>	43.208
4	1	1:48.561	27.350	36.412	44.799	11	1	1:53.195	27.120	36.168	49.907
5	1	1:50.747	30.988	36.986	42.773	12	1	1:47.653	28.324	36.659	<b>42.670</b>
6	1	2:02.871	27.378	36.027		13	1	2:17.168	27.264	39.225	
7	1	3:56.437	2:36.995	36.465	42.977						

### 50 Liam Hezemans (NLD) (Toyota Camry)

Theoretische Bestzeit: 1:41.205

Lap	D	Time	S1	S2	S3	Lap	D	Time	S1	S2	S3
1	1	2:11.818	50.390	37.311	44.117	8	1	5:27.902	4:11.989	34.466	41.447
2	1	1:49.991	26.411	34.600	48.980	9	1	1:45.120	25.884	34.875	44.361
3	1	1:44.984	26.786	35.682	42.516	10	1	1:41.844	<b>25.828</b>	34.767	<b>41.249</b>
4	1	1:42.364	26.320	34.565	41.479	11	1	1:42.461	26.017	34.620	41.824
5	1	1:41.780	26.106	34.230	41.444	12	1	1:47.340	25.954	38.829	42.557
6	1	<b>1:41.488</b>	26.066	<b>34.128</b>	41.294	13	1	2:34.811	40.831	45.982	
7	1	1:57.933	26.030	34.236							

### 54 Gianmarco Ercoli (ITA) (Chevrolet Camaro)

Theoretische Bestzeit: 1:42.162

Lap	D	Time	S1	S2	S3	Lap	D	Time	S1	S2	S3
1	1	2:48.846	1:21.720	41.509	45.617	7	1	3:52.809	2:35.693	34.813	42.303
2	1	1:44.567	26.826	35.257	42.484	8	1	1:45.407	27.473	35.368	42.566
3	1	1:43.073	26.213	34.703	42.157	9	1	1:43.689	27.131	34.625	41.933
4	1	1:43.254	26.233	34.895	42.126	10	1	1:42.961	26.110	34.816	42.035
5	1	1:42.317	26.017	34.354	41.946	11	1	<b>1:42.162</b>	<b>25.952</b>	<b>34.347</b>	<b>41.863</b>
6	1	2:02.876	26.296	34.734		12	1	2:08.819	26.335	40.291	

### 55 Fabrizio Armetta (ITA) (Chevrolet Camaro)

Theoretische Bestzeit: 1:41.655

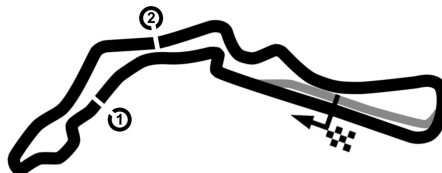
Lap	D	Time	S1	S2	S3	Lap	D	Time	S1	S2	S3
1	1	2:05.100	41.607	39.382	44.111	7	1	1:54.132	26.654	43.761	43.717
2	1	1:43.091	26.503	34.774	41.814	8	1	<b>1:41.655</b>	<b>26.083</b>	<b>34.234</b>	<b>41.338</b>
3	1	1:42.250	26.143	34.395	41.712	9	1	2:01.470	26.672	38.709	
4	1	2:01.895	26.901	36.566		10	1	5:11.356	3:43.443	42.190	45.723
5	1	5:16.750	3:53.897	38.638	44.215	11	1	2:35.419	38.268	46.561	
6	1	1:41.860	26.105	34.335	41.420						

# CZECH TRUCK PRIX 2024

Autodrom Most, length 4212 m

30. August - 01. September 2024

Nascar Whelen Euro Series Pro



## Lap Analysis free practice 1, 30.08.2024

-Reg.No.: 003ZAO240822

### 66 Thomas Dombrowski (FRA) (Chevrolet Camaro) Theoretische Bestzeit: 1:44.133

Lap	D	Time	S1	S2	S3	Lap	D	Time	S1	S2	S3
1	1	2:49.205	1:19.565	41.049	48.591	7	1	1:45.334	27.012	35.546	<b>42.776</b>
2	1	1:52.754	28.870	39.244	44.640	8	1	<b>1:44.703</b>	26.486	35.296	42.921
3	1	1:49.052	28.072	36.620	44.360	9	1	1:44.843	26.321	35.190	43.332
4	1	2:03.336	27.509	36.424		10	1	1:44.723	<b>26.306</b>	<b>35.051</b>	43.366
5	1	3:18.243	1:58.782	36.252	43.209	11	1	1:45.141	26.656	35.493	42.992
6	1	1:44.948	26.604	35.475	42.869	12	1	2:00.310	26.579	35.473	

### 69 Sebastiaan Bleekemolen (NLD) (Toyota Camry) Theoretische Bestzeit: 1:41.572

Lap	D	Time	S1	S2	S3	Lap	D	Time	S1	S2	S3
1	1	3:22.012	1:58.684	39.150	44.178	6	1	5:36.712	4:19.841	35.089	41.782
2	1	1:42.983	26.257	34.614	42.112	7	1	1:42.452	26.452	34.381	41.619
3	1	1:42.807	26.109	34.760	41.938	8	1	1:49.551	31.984	35.749	41.818
4	1	1:41.803	<b>25.817</b>	34.376	41.610	9	1	<b>1:41.664</b>	25.909	<b>34.284</b>	<b>41.471</b>
5	1	2:04.747	28.110	39.126							

### 72 Marc Goossens (BEL) (Toyota Camry) Theoretische Bestzeit: 1:41.740

Lap	D	Time	S1	S2	S3	Lap	D	Time	S1	S2	S3
1	1	3:25.809				7	1	4:02.008	2:45.040	35.264	41.704
2	1	1:44.333	26.968	34.970	42.395	8	1	<b>1:41.829</b>	<b>25.793</b>	<b>34.287</b>	41.749
3	1	1:43.044	26.524	34.623	41.897	9	1	1:42.523	25.829	34.614	42.080
4	1	1:42.340	26.153	34.428	41.759	10	1	1:42.958	26.312	34.778	41.868
5	1	1:42.009	25.998	34.351	<b>41.660</b>	11	1	2:01.236	25.915	34.880	
6	1	1:56.791	26.015	35.090							

### 88 Max Lanza (ITA) (Chevrolet Camaro) Theoretische Bestzeit: 1:43.103

Lap	D	Time	S1	S2	S3	Lap	D	Time	S1	S2	S3
1	1	2:26.599	1:02.840	38.705	45.054	7	1	2:01.412	26.433	35.162	
2	1	1:45.333	26.859	35.557	42.917	8	1	3:36.507	2:18.833	35.183	42.491
3	1	1:44.949	26.529	35.547	42.873	9	1	<b>1:43.394</b>	26.386	<b>34.734</b>	42.274
4	1	1:43.580	26.383	34.842	42.355	10	1	1:46.981	29.272	35.118	42.591
5	1	1:44.878	27.656	34.959	42.263	11	1	1:43.890	26.446	35.332	<b>42.112</b>
6	1	1:44.130	26.330	34.986	42.814	12	1	2:04.266	<b>26.257</b>	36.876	

### 99 Tobias Dauenhauer (DEU) (Chevrolet Camaro) Theoretische Bestzeit: 1:43.265

Lap	D	Time	S1	S2	S3	Lap	D	Time	S1	S2	S3
1	1	2:16.624	54.381	38.102	44.141	7	1	1:56.099	26.597	35.377	
2	1	1:46.288	27.423	35.935	42.930	8	1	7:00.754	5:43.150	35.379	42.225
3	1	1:46.553	27.949	35.192	43.412	9	1	<b>1:43.265</b>	<b>26.307</b>	<b>34.836</b>	<b>42.122</b>
4	1	1:46.595	27.375	35.875	43.345	10	1	1:44.442	26.420	34.849	43.173
5	1	1:48.201	26.814	35.754	45.633	11	1	1:44.299	26.744	35.044	42.511
6	1	1:44.609	26.515	35.098	42.996	12	1	2:33.773	39.137	45.445	