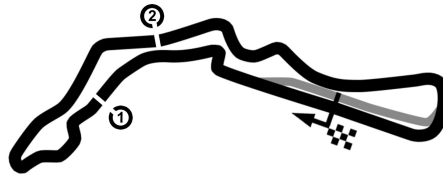


CZECH TRUCK PRIX 2024

Autodrom Most, length 4212 m

30. August - 01. September 2024

Nascar Whelen Euro Series 2



Lap Analysis race 2, 01.09.2024

-Reg.No.: 003ZAO240822

3 Patrick Schober (AUT) (Ford Mustang)

Theoretische Bestzeit: 1:40.956

Lap	D	Time	S1	S2	S3	Lap	D	Time	S1	S2	S3
1	1	1:46.046	30.098	34.294	41.654	9	1	1:41.431	26.207	33.932	41.292
2	1	3:35.104	43.145	1:19.667	1:32.292	10	1	1:41.899	26.106	34.244	41.549
3	1	2:41.614	45.914	51.348	1:04.352	11	1	1:41.646	26.619	33.844	41.183
4	1	2:56.621	40.623	49.612	1:26.386	12	1	1:41.557	26.222	33.944	41.391
5	1	1:46.764	30.535	34.702	41.527	13	1	1:41.409	26.019	33.972	41.418
6	1	1:42.639	26.562	34.138	41.939	14	1	1:42.116	26.563	34.284	41.269
7	1	1:41.738	26.069	34.234	41.435	15	1	1:41.517	26.089	34.094	41.334
8	1	1:41.024	25.952	33.912	41.160	16	1	1:41.557	26.034	34.159	41.364

5 Claudio Remigio Cappelli (ITA) (Ford Mustang)

Theoretische Bestzeit: 1:41.587

Lap	D	Time	S1	S2	S3	Lap	D	Time	S1	S2	S3
1	1	1:46.934	30.937	34.606	41.391	5	1	1:44.488	28.707	34.048	41.733
2	1	3:36.641	43.943	1:19.368	1:33.330	6	1	1:41.690	26.215	33.981	41.494
3	1	2:40.467	45.501	50.765	1:04.201	7	1	2:07.270	26.427	38.506	
4	1	2:55.740	40.948	50.127	1:24.665						

7 Martin Doubek (CZE) (Ford Mustang)

Theoretische Bestzeit: 1:41.040

Lap	D	Time	S1	S2	S3	Lap	D	Time	S1	S2	S3
1	1	1:45.238	29.774	34.042	41.422	9	1	1:41.447	26.179	33.879	41.389
2	1	3:34.691	42.648	1:19.737	1:32.306	10	1	1:41.160	26.074	33.863	41.223
3	1	2:41.573	45.041	51.914	1:04.618	11	1	1:41.245	26.020	33.991	41.234
4	1	2:57.452	40.399	49.977	1:27.076	12	1	1:41.286	26.074	33.869	41.343
5	1	1:43.897	28.405	33.866	41.626	13	1	1:41.367	26.062	33.827	41.478
6	1	1:42.017	26.358	34.113	41.546	14	1	1:41.296	26.029	33.942	41.325
7	1	1:41.543	26.428	33.808	41.307	15	1	1:41.742	26.161	34.049	41.532
8	1	1:41.330	26.251	33.797	41.282	16	1	1:42.242	26.307	34.075	41.860

8 Mario Ercoli (ITA) (Chevrolet Camaro)

Theoretische Bestzeit: 1:41.626

Lap	D	Time	S1	S2	S3	Lap	D	Time	S1	S2	S3
1	1	1:49.577	32.283	34.910	42.384	9	1	1:42.602	26.309	34.532	41.761
2	1	3:37.429	45.941	1:20.479	1:31.009	10	1	1:42.950	26.477	34.609	41.864
3	1	2:41.306	45.056	50.970	1:05.280	11	1	1:42.151	26.442	34.354	41.355
4	1	2:52.578	40.689	49.665	1:22.224	12	1	1:42.092	26.192	34.279	41.621
5	1	1:46.390	29.326	35.005	42.059	13	1	1:41.814	26.308	34.079	41.427
6	1	1:43.142	26.529	34.688	41.925	14	1	1:42.478	26.307	34.438	41.733
7	1	1:43.007	26.356	34.596	42.055	15	1	1:42.708	26.402	34.453	41.853
8	1	1:42.318	26.240	34.539	41.539	16	1	1:42.670	26.338	34.364	41.968

14 Arianna Casoli (ITA) (Ford Mustang)

Theoretische Bestzeit: 1:45.627

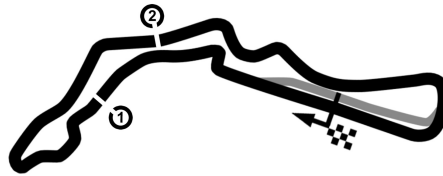
Lap	D	Time	S1	S2	S3	Lap	D	Time	S1	S2	S3
1	1	5:58.653	34.802	38.372		8	1	1:46.000	27.195	35.790	43.015
2	1	5:05.622	3:02.927	45.360	1:17.335	9	1	1:46.466	26.958	36.077	43.431
3	1	1:50.951	29.880	37.363	43.708	10	1	1:45.892	27.153	35.792	42.947
4	1	1:46.568	27.228	36.137	43.203	11	1	1:46.389	27.212	35.722	43.455
5	1	1:47.818	27.305	36.882	43.631	12	1	1:46.885	27.256	35.856	43.773
6	1	1:47.230	27.324	36.229	43.677	13	1	1:46.546	27.122	36.101	43.323
7	1	1:46.678	27.465	35.846	43.367	14	1	1:50.198	27.317	38.146	44.735

CZECH TRUCK PRIX 2024

Autodrom Most, length 4212 m

30. August - 01. September 2024

Nascar Whelen Euro Series 2



Lap Analysis race 2, 01.09.2024

-Reg.No.: 003ZAO240822

21 Jack Davidson (GBR) (Chevrolet Camaro)						Theoretische Bestzeit: 1:41.361					
Lap	D	Time	S1	S2	S3	Lap	D	Time	S1	S2	S3
1	1	1:48.749	31.545	35.255	41.949	9	1	1:41.702	26.124	34.133	41.445
2	1	3:36.129	44.407	1:19.024	1:32.698	10	1	1:41.688	26.112	34.009	41.567
3	1	2:40.905	45.799	50.549	1:04.557	11	1	1:41.827	26.048	34.070	41.709
4	1	2:54.449	41.221	49.597	1:23.631	12	1	1:41.618	26.075	34.028	41.515
5	1	1:45.169	28.887	34.532	41.750	13	1	1:41.953	26.113	34.222	41.618
6	1	1:41.770	26.115	34.284	41.371	14	1	1:42.141	26.239	34.333	41.569
7	1	1:43.751	26.413	35.259	42.079	15	1	1:41.772	26.094	34.145	41.533
8	1	1:41.661	26.014	34.067	41.580	16	1	1:41.638	25.981	34.128	41.529

27 Simone Giussani (ITA) (Ford Mustang)						Theoretische Bestzeit: 1:42.029					
Lap	D	Time	S1	S2	S3	Lap	D	Time	S1	S2	S3
1	1	1:54.683	34.860	36.946	42.877	9	1	1:42.642	26.116	34.773	41.753
2	1	3:41.575	49.618	1:19.678	1:32.279	10	1	1:42.537	26.211	34.484	41.842
3	1	2:40.207	44.099	50.233	1:05.875	11	1	1:43.230	26.573	34.721	41.936
4	1	2:46.990	43.663	45.611	1:17.716	12	1	1:50.150	27.166	34.730	48.254
5	1	1:48.706	29.106	36.138	43.462	13	1	1:43.451	26.648	34.674	42.129
6	1	1:42.144	26.169	34.251	41.724	14	1	1:43.903	26.340	35.739	41.824
7	1	1:44.895	26.568	35.160	43.167	15	1	1:43.717	27.409	34.313	41.995
8	1	1:44.892	28.356	34.874	41.662	16	1	1:42.798	26.173	34.370	42.255

33 Florian Richard (FRA) (Ford Mustang)						Theoretische Bestzeit: 1:42.207					
Lap	D	Time	S1	S2	S3	Lap	D	Time	S1	S2	S3
1	1	1:54.318	34.560	36.904	42.854	9	1	1:43.042	26.430	34.795	41.817
2	1	3:39.624	48.269	1:19.314	1:32.041	10	1	1:42.890	26.405	34.606	41.879
3	1	2:40.705	44.832	50.580	1:05.293	11	1	1:42.918	26.522	34.615	41.781
4	1	2:48.378	41.932	47.215	1:19.231	12	1	1:42.912	26.478	34.586	41.848
5	1	1:47.082	28.692	36.382	42.008	13	1	1:42.380	26.507	34.241	41.632
6	1	1:43.684	26.802	35.107	41.775	14	1	1:43.011	26.350	35.045	41.616
7	1	1:45.282	26.802	35.049	43.431	15	1	1:44.053	26.611	35.203	42.239
8	1	1:56.204	38.404	35.771	42.029	16	1	1:43.521	26.503	34.717	42.301

34 Thomas Toffel (CHE) (Chevrolet Camaro)						Theoretische Bestzeit: 1:41.131					
Lap	D	Time	S1	S2	S3	Lap	D	Time	S1	S2	S3
1	1	1:47.844	31.140	34.809	41.895	9	1	1:41.713	26.284	33.881	41.548
2	1	3:36.521	43.811	1:19.109	1:33.601	10	1	1:41.906	26.185	34.084	41.637
3	1	2:40.747	45.584	50.649	1:04.514	11	1	1:41.578	26.052	34.064	41.462
4	1	2:54.802	41.359	49.619	1:23.824	12	1	1:41.456	26.133	33.989	41.334
5	1	1:44.837	29.029	34.280	41.528	13	1	1:41.853	26.130	34.100	41.623
6	1	1:42.006	26.033	34.441	41.532	14	1	1:43.103	27.090	34.561	41.452
7	1	1:42.452	26.495	34.513	41.444	15	1	1:42.164	26.571	34.201	41.392
8	1	1:41.347	25.916	33.908	41.523	16	1	1:42.123	26.149	34.311	41.663

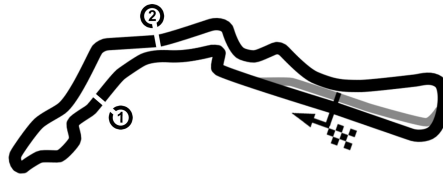
46 Thomas Krasonis (GRC) (Chevrolet Camaro)						Theoretische Bestzeit: 1:41.758					
Lap	D	Time	S1	S2	S3	Lap	D	Time	S1	S2	S3
1	1	1:48.723	31.342	35.221	42.160	9	1	1:42.390	26.082	34.440	41.868
2	1	3:36.942	45.456	1:18.944	1:32.542	10	1	1:42.128	25.995	34.180	41.953
3	1	2:41.470	45.709	50.889	1:04.872	11	1	1:42.982	26.225	34.280	42.477
4	1	2:53.334	40.574	49.904	1:22.856	12	1	1:42.426	26.275	34.229	41.922
5	1	1:45.464	29.032	34.610	41.822	13	1	1:42.193	26.314	34.235	41.644
6	1	1:42.744	26.442	34.269	42.033	14	1	1:42.429	26.143	34.217	42.069
7	1	1:42.939	26.549	34.358	42.032	15	1	1:42.296	26.351	34.324	41.621
8	1	1:42.144	25.957	34.380	41.807	16	1	1:42.538	26.294	34.239	42.005

CZECH TRUCK PRIX 2024

Autodrom Most, length 4212 m

30. August - 01. September 2024

Nascar Whelen Euro Series 2



Lap Analysis race 2, 01.09.2024

-Reg.No.: 003ZAO240822

47 Victor Neumann (FRA) (Chevrolet Camaro)						Theoretische Bestzeit: 1:42.242					
Lap	D	Time	S1	S2	S3	Lap	D	Time	S1	S2	S3
1	1	1:51.222	32.769	36.313	42.140	9	1	1:43.862	26.625	34.928	42.309
2	1	3:36.943	45.434	1:20.826	1:30.683	10	1	1:44.537	26.638	35.894	42.005
3	1	2:41.047	45.199	50.583	1:05.265	11	1	1:42.779	26.408	34.599	41.772
4	1	2:51.987	40.442	49.648	1:21.897	12	1	1:42.908	26.319	34.581	42.008
5	1	1:46.920	29.771	35.105	42.044	13	1	1:43.216	26.599	34.951	41.666
6	1	1:43.144	26.683	34.569	41.892	14	1	1:43.571	26.404	35.110	42.057
7	1	1:55.114	26.378	34.662	54.074	15	1	1:43.795	27.120	35.049	41.626
8	1	1:43.783	26.742	35.100	41.941	16	1	1:42.988	26.625	34.297	42.066

48 Nick Strickler (USA) (Chevrolet Camaro)						Theoretische Bestzeit: 1:42.849					
Lap	D	Time	S1	S2	S3	Lap	D	Time	S1	S2	S3
1	1	1:53.267	34.034	36.493	42.740	9	1	1:43.396	26.618	34.902	41.876
2	1	3:39.688	48.513	1:19.314	1:31.861	10	1	1:43.374	26.783	34.557	42.034
3	1	2:40.604	44.616	50.890	1:05.098	11	1	1:44.103	26.608	34.969	42.526
4	1	2:49.230	42.013	47.425	1:19.792	12	1	1:44.254	27.130	34.682	42.442
5	1	1:49.808	29.840	36.166	43.802	13	1	1:43.679	26.867	34.674	42.138
6	1	1:43.170	26.795	34.365	42.010	14	1	1:44.610	27.092	35.109	42.409
7	1	1:44.001	26.790	35.064	42.147	15	1	1:43.880	27.039	34.854	41.987
8	1	1:45.233	27.917	35.334	41.982	16	1	1:44.002	26.946	34.714	42.342

50 Gil Linster (LUX) (Toyota Camry)						Theoretische Bestzeit: 1:41.101					
Lap	D	Time	S1	S2	S3	Lap	D	Time	S1	S2	S3
1	1	1:46.595	30.603	34.398	41.594	8	1	1:41.204	25.975	33.902	41.327
2	1	3:36.439	43.251	1:19.854	1:33.334	9	1	1:41.767	26.177	34.050	41.540
3	1	2:40.423	45.557	50.755	1:04.111	10	1	1:42.178	26.168	34.020	41.990
4	1	2:56.090	40.754	49.912	1:25.424	11	1	1:41.443	26.163	33.981	41.299
5	1	1:44.292	28.424	34.080	41.788	12	1	1:41.591	26.129	33.897	41.565
6	1	1:41.751	26.059	34.198	41.494	13	1	1:41.442	25.906	33.960	41.576
7	1	1:44.027	27.674	35.055	41.298	14	1	2:52.215	35.141	57.817	

54 Luli Del Castello (ITA) (Chevrolet Camaro)						Theoretische Bestzeit: 1:43.212					
Lap	D	Time	S1	S2	S3	Lap	D	Time	S1	S2	S3
1	1	1:58.414	35.361	38.078	44.975	9	1	1:43.893	26.557	35.375	41.961
2	1	3:38.873	48.249	1:20.226	1:30.398	10	1	1:43.349	26.657	34.698	41.994
3	1	2:40.058	43.854	50.280	1:05.924	11	1	1:43.581	26.553	34.890	42.138
4	1	2:46.536	43.472	45.694	1:17.370	12	1	1:44.482	26.753	35.159	42.570
5	1	1:49.184	29.673	36.296	43.215	13	1	1:44.330	26.671	34.820	42.839
6	1	1:44.829	27.140	35.339	42.350	14	1	1:44.258	26.884	35.342	42.032
7	1	1:44.745	26.855	35.457	42.433	15	1	1:46.263	27.496	35.970	42.797
8	1	1:44.097	26.807	35.080	42.210	16	1	1:44.274	26.833	35.172	42.269


66 Thomas Dombrowski (FRA) (Chevrolet Camaro)						Theoretische Bestzeit: 1:41.804					
Lap	D	Time	S1	S2	S3	Lap	D	Time	S1	S2	S3
1	1	1:51.567	32.806	36.439	42.322	9	1	1:42.044	26.219	34.246	41.579
2	1	3:37.345	45.960	1:20.613	1:30.772	10	1	1:42.917	26.565	34.380	41.972
3	1	2:41.054	45.439	50.492	1:05.123	11	1	1:42.421	26.216	34.336	41.869
4	1	2:51.515	40.732	49.191	1:21.592	12	1	1:42.244	26.085	34.288	41.871
5	1	1:47.600	29.768	35.831	42.001	13	1	1:42.214	26.195	34.202	41.817
6	1	1:43.335	26.575	34.949	41.811	14	1	1:42.686	26.272	34.605	41.809
7	1	1:43.448	26.088	34.421	42.939	15	1	1:42.147	26.139	34.140	41.868
8	1	1:42.524	26.142	34.381	42.001	16	1	1:42.169	26.122	34.212	41.835

CZECH TRUCK PRIX 2024

Autodrom Most, length 4212 m

30. August - 01. September 2024

Nascar Whelen Euro Series 2



Lap Analysis race 2, 01.09.2024

-Reg.No.: 003ZAO240822

69 Melvin De Groot (NLD) (Toyota Camry)

Theoretische Bestzeit: 1:40.743

Lap	D	Time	S1	S2	S3	Lap	D	Time	S1	S2	S3
1	1	1:46.124	30.273	34.482	41.369	9	1	1:41.025	25.766	33.893	41.366
2	1	3:34.394	42.467	1:19.628	1:32.299	10	1	1:41.351	25.903	34.087	41.361
3	1	2:41.660	45.692	51.315	1:04.653	11	1	1:41.313	26.057	33.922	41.334
4	1	2:56.938	40.389	49.783	1:26.766	12	1	1:41.343	25.828	33.974	41.541
5	1	1:44.000	28.461	34.123	41.416	13	1	1:41.052	25.623	33.977	41.452
6	1	1:42.140	26.288	34.188	41.664	14	1	1:41.321	25.949	34.022	41.350
7	1	1:42.207	26.587	34.255	41.365	15	1	1:41.914	26.000	34.176	41.738
8	1	1:41.089	25.876	33.986	41.227	16	1	1:41.915	25.997	34.166	41.752

72 Michael Bleekemolen (NLD) (Toyota Camry)

Theoretische Bestzeit: 1:42.871

Lap	D	Time	S1	S2	S3	Lap	D	Time	S1	S2	S3
1	1	1:52.535	33.402	36.483	42.650	9	1	1:43.559	26.521	34.848	42.190
2	1	3:38.295	47.520	1:19.920	1:30.855	10	1	1:43.678	26.528	34.674	42.476
3	1	2:40.526	45.456	50.553	1:04.517	11	1	1:43.064	26.151	34.849	42.064
4	1	2:50.871	41.832	48.240	1:20.799	12	1	1:44.749	27.045	34.825	42.879
5	1	1:47.753	29.531	35.889	42.333	13	1	1:43.878	26.706	35.126	42.046
6	1	1:43.643	26.465	34.910	42.268	14	1	1:44.069	26.600	35.194	42.275
7	1	1:44.827	26.744	35.017	43.066	15	1	1:44.440	26.603	35.249	42.588
8	1	1:43.398	26.395	34.755	42.248	16	1	1:44.206	26.632	35.077	42.497

77 Julien Rehberg (DEU) (Chevrolet Camaro)

Theoretische Bestzeit: 1:42.617

Lap	D	Time	S1	S2	S3	Lap	D	Time	S1	S2	S3
1	1	1:52.860	33.880	36.231	42.749	9	1	1:42.712	26.224	34.633	41.855
2	1	3:38.950	48.351	1:19.383	1:31.216	10	1	1:42.947	26.463	34.666	41.818
3	1	2:40.471	45.252	50.639	1:04.580	11	1	1:43.968	26.367	35.650	41.951
4	1	2:50.095	41.996	47.974	1:20.125	12	1	1:43.595	26.600	34.838	42.157
5	1	1:46.404	28.907	35.540	41.957	13	1	1:45.154	26.899	36.036	42.219
6	1	1:44.185	26.377	35.824	41.984	14	1	1:44.150	26.548	34.962	42.640
7	1	1:44.808	26.453	34.998	43.357	15	1	1:43.314	26.633	34.699	41.982
8	1	1:42.991	26.358	34.575	42.058	16	1	1:43.357	26.440	34.781	42.136

90 Veeti Rajala (FIN) (Chevrolet Camaro)

Theoretische Bestzeit: 1:42.523

Lap	D	Time	S1	S2	S3	Lap	D	Time	S1	S2	S3
1	1	1:52.124	33.039	36.601	42.484	9	1	1:43.201	26.408	34.722	42.071
2	1	3:37.492	46.903	1:19.899	1:30.690	10	1	1:44.559	26.645	35.256	42.658
3	1	2:40.902	45.371	50.616	1:04.915	11	1	1:43.385	26.462	34.583	42.340
4	1	2:51.245	40.966	49.255	1:21.024	12	1	1:42.865	26.255	34.662	41.948
5	1	1:45.928	28.755	35.161	42.012	13	1	1:42.847	26.163	34.653	42.031
6	1	1:43.084	26.287	34.891	41.906	14	1	1:42.828	26.096	34.888	41.844
7	1	1:43.155	26.157	34.970	42.028	15	1	1:43.930	26.580	35.168	42.182
8	1	1:42.906	26.263	34.789	41.854	16	1	1:43.700	26.595	34.783	42.322

99 Dominique Schaak (DEU) (Chevrolet Camaro)

Theoretische Bestzeit: 1:42.910

Lap	D	Time	S1	S2	S3	Lap	D	Time	S1	S2	S3
1	1	1:54.321	34.277	36.773	43.271	9	1	1:43.742	26.643	34.851	42.248
2	1	3:41.142	49.351	1:19.904	1:31.887	10	1	1:43.859	26.656	34.952	42.251
3	1	2:40.206	44.353	50.282	1:05.571	11	1	1:43.618	26.498	34.846	42.274
4	1	2:47.625	41.737	47.391	1:18.497	12	1	1:44.336	26.722	34.872	42.742
5	1	1:49.608	29.902	36.284	43.422	13	1	1:43.850	26.669	35.032	42.149
6	1	1:44.602	26.977	35.166	42.459	14	1	1:44.369	26.762	35.214	42.393
7	1	1:44.788	26.988	35.050	42.750	15	1	1:44.606	28.055	34.783	41.768
8	1	1:43.690	26.840	34.796	42.054	16	1	1:43.086	26.424	34.718	41.944