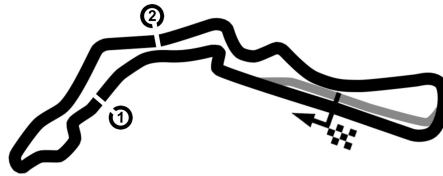


CZECH TRUCK PRIX 2024

Autodrom Most, length 4212 m

30. August - 01. September 2024

Nascar Whelen Euro Series 2



Lap Analysis race 1, 31.08.2024

-Reg.No.: 003ZAO240822

3 Patrick Schober (AUT) (Ford Mustang)

Theoretische Bestzeit: 1:40.862

Lap	D	Time	S1	S2	S3	Lap	D	Time	S1	S2	S3
1	1	2:39.882	29.607	34.335	1:35.940	10	1	1:41.202	25.740	34.351	41.111
2	1	2:59.138	46.938	1:00.512	1:11.688	11	1	1:41.113	25.815	34.122	41.176
3	1	3:02.943	43.268	1:04.999	1:14.676	12	1	1:41.113	25.896	34.127	41.090
4	1	3:23.006	48.322	1:00.573	1:34.111	13	1	1:40.862	25.705	34.081	41.076
5	1	1:44.545	28.403	34.518	41.624	14	1	1:41.492	25.779	34.577	41.136
6	1	1:42.457	26.399	34.424	41.634	15	1	1:41.444	25.790	34.460	41.194
7	1	1:41.982	25.955	34.393	41.634	16	1	1:41.630	25.979	34.301	41.350
8	1	1:42.239	26.121	34.340	41.778	17	1	1:41.965	26.396	34.366	41.203
9	1	1:41.845	26.293	34.242	41.310						

5 Claudio Remigio Cappelli (ITA) (Ford Mustang)

Theoretische Bestzeit: 1:41.334

Lap	D	Time	S1	S2	S3	Lap	D	Time	S1	S2	S3
1	1	2:42.928	30.381	34.752	1:37.795	10	1	1:41.912	26.243	34.161	41.508
2	1	2:58.337	45.819	1:00.908	1:11.610	11	1	1:42.465	26.675	34.378	41.412
3	1	3:02.476	43.227	1:04.627	1:14.622	12	1	1:41.584	25.969	34.224	41.391
4	1	3:21.913	49.175	59.743	1:32.995	13	1	1:41.887	25.868	34.388	41.631
5	1	1:45.912	28.927	34.648	42.337	14	1	1:42.302	25.782	34.533	41.987
6	1	1:42.402	26.563	34.397	41.442	15	1	1:42.831	26.016	34.927	41.888
7	1	1:42.504	26.173	34.603	41.728	16	1	1:42.588	26.225	34.563	41.800
8	1	1:41.927	26.003	34.466	41.458	17	1	1:42.291	26.008	34.610	41.673
9	1	1:42.064	25.945	34.363	41.756						

7 Martin Doubek (CZE) (Ford Mustang)

Theoretische Bestzeit: 1:40.617

Lap	D	Time	S1	S2	S3	Lap	D	Time	S1	S2	S3
1	1	2:41.933	30.105	34.754	1:37.074	10	1	1:40.838	25.913	33.905	41.020
2	1	2:58.408	46.256	1:00.535	1:11.617	11	1	1:41.315	25.898	33.915	41.502
3	1	3:02.870	43.250	1:05.073	1:14.547	12	1	1:41.121	26.076	33.860	41.185
4	1	3:22.198	48.555	1:00.102	1:33.541	13	1	1:41.101	25.737	34.011	41.353
5	1	1:44.785	28.552	34.493	41.740	14	1	1:41.916	26.060	34.311	41.545
6	1	1:42.555	26.455	34.321	41.779	15	1	1:41.631	26.053	34.196	41.382
7	1	1:41.817	26.328	33.964	41.525	16	1	1:41.646	26.156	34.161	41.329
8	1	1:42.095	26.330	34.560	41.205	17	1	1:41.521	26.094	34.186	41.241
9	1	1:42.403	26.602	34.118	41.683						

8 Mario Ercoli (ITA) (Chevrolet Camaro)

Theoretische Bestzeit: 1:42.129

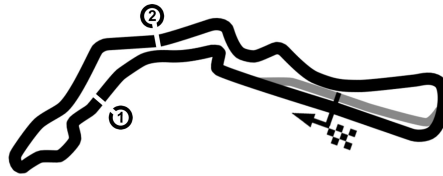
Lap	D	Time	S1	S2	S3	Lap	D	Time	S1	S2	S3
1	1	2:49.422	32.269	38.973	1:38.180	10	1	1:42.635	26.301	34.786	41.548
2	1	2:57.814	45.540	1:01.916	1:10.358	11	1	1:42.996	26.236	35.037	41.723
3	1	3:02.342	43.749	1:05.696	1:12.897	12	1	1:43.251	26.413	34.911	41.927
4	1	3:17.951	49.467	59.257	1:29.227	13	1	1:43.949	26.434	35.318	42.197
5	1	1:48.039	29.139	35.729	43.171	14	1	1:44.234	26.474	35.249	42.511
6	1	1:44.395	26.876	35.075	42.444	15	1	1:44.829	26.626	35.496	42.707
7	1	1:43.330	26.714	34.813	41.803	16	1	1:44.212	26.536	35.365	42.311
8	1	1:42.775	26.232	34.716	41.827	17	1	1:44.375	26.547	35.385	42.443
9	1	1:42.133	26.194	34.387	41.552						

CZECH TRUCK PRIX 2024

Autodrom Most, length 4212 m

30. August - 01. September 2024

Nascar Whelen Euro Series 2



Lap Analysis race 1, 31.08.2024

-Reg.No.: 003ZAO240822

14 Arianna Casoli (ITA) (Ford Mustang)

Theoretische Bestzeit: 1:45.405

Lap	D	Time	S1	S2	S3	Lap	D	Time	S1	S2	S3
1	1	2:53.138	35.838	42.475	1:34.825	10	1	1:47.340	27.017	36.715	43.608
2	1	2:56.448	43.409	1:02.675	1:10.364	11	1	1:47.486	27.052	36.519	43.915
3	1	3:02.386	43.829	1:05.941	1:12.616	12	1	1:46.982	27.097	36.464	43.421
4	1	3:16.187	50.048	57.971	1:28.168	13	1	1:45.665	26.831	35.940	42.894
5	1	1:53.223	30.248	37.715	45.260	14	1	1:46.358	26.762	35.821	43.775
6	1	1:47.874	27.381	36.605	43.888	15	1	1:46.257	26.862	36.325	43.070
7	1	1:49.028	27.516	37.177	44.335	16	1	1:45.730	26.909	35.804	43.017
8	1	1:48.374	27.184	36.692	44.498	17	1	1:45.405	26.734	35.787	42.884
9	1	1:49.274	27.999	37.035	44.240						

21 Jack Davidson (GBR) (Chevrolet Camaro)

Theoretische Bestzeit: 1:43.218

Lap	D	Time	S1	S2	S3	Lap	D	Time	S1	S2	S3
1	1	2:44.497	31.483	34.997	1:38.017	4	1	3:20.395	49.060	59.335	1:32.000
2	1	2:58.640	45.452	1:01.302	1:11.886	5	1	1:46.964	29.556	35.211	42.197
3	1	3:02.497	43.093	1:04.840	1:14.564	6	1	1:43.218	26.833	34.286	42.099

33 Florian Richard (FRA) (Ford Mustang)

Theoretische Bestzeit: 1:44.816

Lap	D	Time	S1	S2	S3	Lap	D	Time	S1	S2	S3
1	1	2:52.587	34.032	41.212		10	1	1:45.322	26.922	35.225	43.175
2	1	3:16.078	1:44.528	42.711	48.839	11	1	1:46.077	26.926	35.864	43.287
3	1	2:48.358	32.081	1:02.984	1:13.293	12	1	1:46.170	26.958	35.717	43.495
4	1	3:11.927	48.915	57.155	1:25.857	13	1	1:46.795	26.957	36.309	43.529
5	1	1:49.660	29.060	36.794	43.806	14	1	1:46.250	27.084	35.822	43.344
6	1	1:47.104	27.309	35.744	44.051	15	1	1:45.912	26.920	35.775	43.217
7	1	1:46.535	26.681	35.915	43.939	16	1	1:46.018	26.651	35.848	43.519
8	1	1:46.710	27.061	35.747	43.902	17	1	1:46.896	26.897	36.222	43.777
9	1	1:45.245	26.715	35.590	42.940						

34 Thomas Toffel (CHE) (Chevrolet Camaro)

Theoretische Bestzeit: 1:41.576

Lap	D	Time	S1	S2	S3	Lap	D	Time	S1	S2	S3
1	1	2:43.733	30.828	35.027	1:37.878	10	1	1:41.962	26.328	34.177	41.457
2	1	2:58.581	45.777	1:01.142	1:11.662	11	1	1:42.082	26.408	34.244	41.430
3	1	3:02.791	43.248	1:05.004	1:14.539	12	1	1:41.902	25.969	34.251	41.682
4	1	3:20.736	49.042	59.488	1:32.206	13	1	1:42.151	26.002	34.371	41.778
5	1	1:45.479	28.847	34.827	41.805	14	1	1:42.422	26.011	34.623	41.788
6	1	1:42.024	26.034	34.293	41.697	15	1	1:42.777	26.121	34.869	41.787
7	1	1:42.060	26.254	34.255	41.551	16	1	1:42.368	26.078	34.587	41.703
8	1	1:42.221	26.089	34.284	41.848	17	1	1:42.197	26.073	34.365	41.759
9	1	1:42.153	26.073	34.495	41.585						

46 Thomas Krasonis (GRC) (Chevrolet Camaro)

Theoretische Bestzeit: 1:41.677

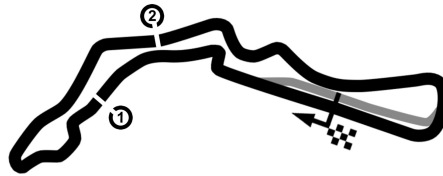
Lap	D	Time	S1	S2	S3	Lap	D	Time	S1	S2	S3
1	1	2:46.635	31.744	36.553	1:38.338	10	1	1:42.395	26.004	34.607	41.784
2	1	2:59.047	46.078	1:01.538	1:11.431	11	1	1:42.031	26.036	34.515	41.480
3	1	3:01.946	42.943	1:05.154	1:13.849	12	1	1:41.778	26.073	34.246	41.459
4	1	3:18.960	48.696	59.536	1:30.728	13	1	1:41.991	25.972	34.253	41.766
5	1	1:46.273	28.706	35.318	42.249	14	1	1:42.401	25.975	34.749	41.677
6	1	1:43.639	26.416	34.458	42.765	15	1	1:42.955	26.213	34.885	41.857
7	1	1:44.002	26.379	34.691	42.932	16	1	1:43.126	26.057	35.036	42.033
8	1	1:43.211	26.596	34.847	41.768	17	1	1:45.817	26.559	36.007	43.251
9	1	1:42.153	26.091	34.332	41.730						

CZECH TRUCK PRIX 2024

Autodrom Most, length 4212 m

30. August - 01. September 2024

Nascar Whelen Euro Series 2



Lap Analysis race 1, 31.08.2024

-Reg.No.: 003ZAO240822

47 Victor Neumann (FRA) (Chevrolet Camaro)						Theoretische Bestzeit: 1:43.319					
Lap	D	Time	S1	S2	S3	Lap	D	Time	S1	S2	S3
1	1	2:47.979	31.970	38.761	1:37.248	10	1	1:44.611	26.951	35.216	42.444
2	1	2:58.085	45.981	1:01.845	1:10.259	11	1	1:45.008	27.013	35.314	42.681
3	1	3:02.736	43.881	1:05.325	1:13.530	12	1	1:44.095	26.273	35.125	42.697
4	1	3:18.275	49.128	59.024	1:30.123	13	1	1:44.806	26.715	35.323	42.768
5	1	1:48.033	29.100	35.979	42.954	14	1	1:44.937	26.570	35.511	42.856
6	1	1:45.224	26.861	35.168	43.195	15	1	1:44.481	26.501	35.266	42.714
7	1	1:44.192	26.739	35.300	42.153	16	1	1:44.823	26.689	35.419	42.715
8	1	1:44.185	26.306	35.733	42.146	17	1	1:45.313	26.655	35.589	43.069
9	1	1:43.477	26.429	34.900	42.148						

48 Nick Strickler (USA) (Chevrolet Camaro)						Theoretische Bestzeit: 1:43.513					
Lap	D	Time	S1	S2	S3	Lap	D	Time	S1	S2	S3
1	1	2:54.120	35.535	43.442	1:35.143	10	1	1:44.379	26.963	35.208	42.208
2	1	2:56.223	43.518	1:02.323	1:10.382	11	1	1:43.705	26.820	34.915	41.970
3	1	3:02.808	43.734	1:06.097	1:12.977	12	1	1:44.511	26.628	35.218	42.665
4	1	3:15.346	49.643	58.353	1:27.350	13	1	1:45.668	27.072	35.573	43.023
5	1	1:52.135	30.479	37.778	43.878	14	1	1:45.480	26.917	35.850	42.713
6	1	1:45.315	26.788	35.801	42.726	15	1	1:45.090	26.892	35.592	42.606
7	1	1:46.752	27.503	35.425	43.824	16	1	1:45.386	26.762	35.906	42.718
8	1	1:45.555	27.684	35.169	42.702	17	1	1:46.298	26.682	35.370	44.246
9	1	1:43.969	26.786	35.077	42.106						

50 Gil Linster (LUX) (Toyota Camry)						Theoretische Bestzeit: 1:41.282					
Lap	D	Time	S1	S2	S3	Lap	D	Time	S1	S2	S3
1	1	2:45.919	31.680	35.497	1:38.742	10	1	1:42.345	26.233	34.795	41.317
2	1	2:58.562	45.794	1:01.378	1:11.390	11	1	1:41.913	25.995	34.509	41.409
3	1	3:01.888	42.957	1:04.595	1:14.336	12	1	1:41.813	26.326	34.226	41.261
4	1	3:19.964	49.160	59.480	1:31.324	13	1	1:41.556	25.940	34.081	41.535
5	1	1:45.160	28.580	34.865	41.715	14	1	1:42.435	26.110	34.622	41.703
6	1	1:42.019	26.311	34.152	41.556	15	1	1:44.551	26.187	35.871	42.493
7	1	1:42.094	26.304	34.343	41.447	16	1	1:41.922	26.137	34.316	41.469
8	1	1:43.700	27.496	34.620	41.584	17	1	1:42.810	26.070	34.217	42.523
9	1	1:41.633	25.943	34.256	41.434						


66 Thomas Dombrowski (FRA) (Chevrolet Camaro)						Theoretische Bestzeit: 1:43.987					
Lap	D	Time	S1	S2	S3	Lap	D	Time	S1	S2	S3
1	1	3:01.080	34.700	1:05.963	1:20.417	10	1	1:44.433	26.061	35.533	42.839
2	1	2:51.262	39.121	1:02.396	1:09.745	11	1	1:44.099	26.151	35.153	42.795
3	1	3:04.978	43.867	1:06.206		12	1	1:44.371	26.349	35.185	42.837
4	1	3:11.439	1:00.005	47.377	1:24.057	13	1	1:44.554	26.310	35.358	42.886
5	1	1:48.099	28.445	36.170	43.484	14	1	1:45.211	26.476	35.426	43.309
6	1	1:45.599	26.555	35.565	43.479	15	1	1:44.420	26.312	35.131	42.977
7	1	1:55.793	27.411	35.472		16	1	1:45.482	27.001	35.252	43.229
8	1	1:58.342	39.577	35.426	43.339	17	1	1:45.182	26.473	35.482	43.227
9	1	1:44.711	26.581	35.201	42.929						

CZECH TRUCK PRIX 2024

Autodrom Most, length 4212 m

30. August - 01. September 2024

Nascar Whelen Euro Series 2



Lap Analysis race 1, 31.08.2024

-Reg.No.: 003ZAO240822

69 Melvin De Groot (NLD) (Toyota Camry)

Theoretische Bestzeit: 1:41.024

Lap	D	Time	S1	S2	S3	Lap	D	Time	S1	S2	S3
1	1	2:40.396	29.967	34.564	1:35.865	10	1	1:41.466	25.988	34.252	41.226
2	1	2:59.337	47.079	1:00.411	1:11.847	11	1	1:41.292	25.775	34.128	41.389
3	1	3:02.886	43.042	1:05.296	1:14.548	12	1	1:41.151	25.685	34.114	41.352
4	1	3:22.536	48.379	1:00.308	1:33.849	13	1	1:41.582	25.728	34.208	41.646
5	1	1:44.612	28.434	34.643	41.535	14	1	1:42.147	25.684	34.832	41.631
6	1	1:42.692	26.400	34.556	41.736	15	1	1:41.735	25.774	34.431	41.530
7	1	1:41.742	26.026	34.322	41.394	16	1	1:42.012	25.851	34.275	41.886
8	1	1:42.217	26.189	34.365	41.663	17	1	1:42.100	25.893	34.433	41.774
9	1	1:43.095	26.320	34.437	42.338						

72 Michael Bleekemolen (NLD) (Toyota Camry)

Theoretische Bestzeit: 1:49.322

Lap	D	Time	S1	S2	S3	Lap	D	Time	S1	S2	S3
1	1	2:50.893	33.757	38.384	1:38.752	10	1	1:44.591			
2	1	2:57.940	44.935	1:02.878	1:10.127	11	1	1:43.968			
3	1	3:02.209	43.565	1:06.418	1:12.226	12	1	1:44.442			
4	1	3:16.817	50.483	57.886	1:28.448	13	1	1:44.566			
5	1	1:49.322	29.684	36.296	43.342	14	1	1:44.251			
6	1	1:45.542				15	1	1:44.662			
7	1	1:44.257				16	1	1:44.145			
8	1	1:43.994				17	1	1:44.524			
9	1	1:44.952									

77 Julien Rehberg (DEU) (Chevrolet Camaro)

Theoretische Bestzeit:

Lap	D	Time	S1	S2	S3	Lap	D	Time	S1	S2	S3
1	1	2:57.439	33.962	46.932							

90 Veeti Rajala (FIN) (Chevrolet Camaro)

Theoretische Bestzeit: 1:43.229

Lap	D	Time	S1	S2	S3	Lap	D	Time	S1	S2	S3
1	1	7:20.416	5:52.713	42.222	45.481	7	1	1:45.554	26.487	35.233	43.834
2	1	1:52.826	27.477	41.055	44.294	8	1	1:43.359	26.382	34.799	42.178
3	1	2:56.121	33.524	57.068	1:25.529	9	1	1:44.304	26.479	34.796	43.029
4	1	1:53.981	31.465	38.749	43.767	10	1	1:43.660	26.631	34.669	42.360
5	1	1:52.022	31.830	37.466	42.726	11	1	2:18.185	31.197	39.984	
6	1	1:45.681	27.817	35.553	42.311						

99 Dominique Schaak (DEU) (Chevrolet Camaro)

Theoretische Bestzeit: 1:44.193

Lap	D	Time	S1	S2	S3	Lap	D	Time	S1	S2	S3
1	1	2:58.645	34.398	47.016	1:37.231	9	1	1:44.804	26.596	35.510	42.698
2	1	2:52.832	40.576	1:02.248	1:10.008	10	1	1:44.721	26.841	35.309	42.571
3	1	3:03.214	43.748	1:06.271	1:13.195	11	1	1:44.835	26.760	35.277	42.798
4	1	3:14.150	49.402	57.840	1:26.908	12	1	1:45.776	26.487	35.622	43.667
5	1	1:51.308	30.450	37.426	43.432	13	1	2:39.253	1:04.869	50.123	44.261
6	1	1:45.148	26.909	35.189	43.050	14	1	1:46.634	27.201	36.100	43.333
7	1	1:45.065	26.877	35.171	43.017	15	1	1:50.769	26.995	36.282	47.492
8	1	1:44.814	26.774	35.135	42.905	16	1	1:50.300	27.024	37.037	46.239