


CZECH TRUCK PRIX 2024

Autodrom Most, length 4212 m

30. August - 01. September 2024

Nascar Whelen Euro Series 2



Lap Analysis qualifying, 31.08.2024

-Reg.No.: 003ZAO240822

3 Patrick Schober (AUT) (Ford Mustang)

Theoretische Bestzeit: 1:40.667

Lap	D	Time	S1	S2	S3	Lap	D	Time	S1	S2	S3
1	1	2:01.734	36.699	39.311	45.724	7	1	1:40.854	26.011	33.967	40.876
2	1	1:46.420	27.221	36.735	42.464	8	1	1:40.669	25.833	33.958	40.878
3	1	1:41.863	26.162	34.363	41.338	9	1	1:48.749	27.856	36.469	44.424
4	1	1:40.953	25.865	34.136	40.952	10	1	1:43.127	25.835	34.426	42.866
5	1	2:03.360	26.104	38.325		11	1	2:31.431	29.883	42.329	
6	1	4:00.165	2:42.729	35.020	42.416						

5 Claudio Remigio Cappelli (ITA) (Ford Mustang)

Theoretische Bestzeit: 1:42.930

Lap	D	Time	S1	S2	S3	Lap	D	Time	S1	S2	S3
1	1	2:07.222	43.196	38.540	45.486	7	1	1:41.400			
2	1	1:44.474	27.121	35.060	42.293	8	1	1:47.621			
3	1	1:42.249	25.713	35.043		9	1	1:46.079			
4	1	1:43.896	25.594		1:18.302	10	1	1:41.489			
5	1	1:41.491				11	1	1:41.710			
6	1	1:41.106				12	1	2:28.782			

7 Martin Doubek (CZE) (Ford Mustang)

Theoretische Bestzeit: 1:40.582

Lap	D	Time	S1	S2	S3	Lap	D	Time	S1	S2	S3
1	1	5:19.729	3:57.981	38.806	42.942	6	1	1:40.958	25.757	34.117	41.084
2	1	1:41.988	26.136	34.385	41.467	7	1	1:52.967	30.197	39.174	43.596
3	1	1:40.960	25.953	33.799	41.208	8	1	1:41.048	25.867	33.909	41.272
4	1	1:41.037	25.963	34.048	41.026	9	1	1:49.532	26.128	36.947	46.457
5	1	1:40.867	25.831	33.928	41.108	10	1	1:59.261	25.978	34.029	

8 Mario Ercoli (ITA) (Chevrolet Camaro)

Theoretische Bestzeit: 1:42.676

Lap	D	Time	S1	S2	S3	Lap	D	Time	S1	S2	S3
1	1	2:47.759	1:16.589	42.147	49.023	7	1	1:43.914	26.412	35.295	42.207
2	1	1:49.332	27.972	37.751	43.609	8	1	1:47.805	28.344	36.149	43.312
3	1	1:43.686	26.559	35.111	42.016	9	1	1:43.255	26.543	34.874	41.838
4	1	1:44.714	26.398	35.446	42.870	10	1	1:43.263	26.256	35.289	41.718
5	1	1:43.149	26.173	35.201	41.775	11	1	1:42.764	26.205	34.785	41.774
6	1	1:48.554	27.701	37.770	43.083	12	1	2:31.741	30.228	45.692	

11 Reza Sardeha (NLD) (Ford Mustang)

Theoretische Bestzeit: 1:44.464

Lap	D	Time	S1	S2	S3	Lap	D	Time	S1	S2	S3
1	1	2:48.794	1:18.474	41.292	49.028	5	1	1:44.464	26.642	35.334	42.488
2	1	1:52.733	28.702	38.767	45.264	6	1	1:47.372	27.581	36.264	43.527
3	1	1:46.446	27.523	35.841	43.082	7	1	1:44.767	26.685	35.444	42.638
4	1	1:47.552	26.820	37.419	43.313	8	1	1:49.839	26.888	37.421	45.530

14 Arianna Casoli (ITA) (Ford Mustang)

Theoretische Bestzeit: 1:47.292

Lap	D	Time	S1	S2	S3	Lap	D	Time	S1	S2	S3
1	1	2:29.317	52.529	44.487	52.301	7	1	1:49.089	27.341	37.276	44.472
2	1	1:57.270	29.785	39.899	47.586	8	1	1:48.127	27.333	36.861	43.933
3	1	1:50.766	27.855	37.816	45.095	9	1	1:47.466	27.290	36.619	43.557
4	1	1:51.676	27.556	38.651	45.469	10	1	1:48.254	27.141	37.303	43.810
5	1	1:49.800	27.666	37.697	44.437	11	1	1:47.400	27.128	36.607	43.665
6	1	1:49.635	27.147	37.389	45.099	12	1	2:37.332	35.168	48.110	

21 Jack Davidson (GBR) (Chevrolet Camaro)

Theoretische Bestzeit: 1:41.044


Lap	D	Time	S1	S2	S3	Lap	D	Time	S1	S2	S3
1	1	4:00.755	2:27.320	48.001	45.434	7	1	2:14.072	27.444	48.874	57.754
2	1	1:46.876	28.101	35.308	43.467	8	1	1:41.290	26.143	33.856	41.291
3	1	1:41.766	26.279	34.240	41.247	9	1	1:42.169	25.941	34.573	41.655
4	1	1:41.526	26.092	34.019	41.415	10	1	1:42.121	25.959	34.731	41.431
5	1	1:47.069	26.213	36.314	44.542	11	1	2:12.598	25.986	45.438	
6	1	1:41.566	26.123	34.084	41.359						

CZECH TRUCK PRIX 2024

Autodrom Most, length 4212 m

30. August - 01. September 2024

Nascar Whelen Euro Series 2



Lap Analysis qualifying, 31.08.2024

-Reg.No.: 003ZAO240822

27 Simone Giussani (ITA) (Ford Mustang)

Theoretische Bestzeit: 1:41.868

Lap	D	Time	S1	S2	S3	Lap	D	Time	S1	S2	S3
1	1	2:09.104	40.723	39.459	48.922	7	1	1:57.533	25.812	35.375	
2	1	1:45.530	26.407	36.187	42.936	8	1	2:57.310	1:38.749	35.728	42.833
3	1	1:41.921	25.775	34.454	41.692	9	1	1:42.306	25.961	34.401	41.944
4	1	1:55.332	31.280	42.037	42.015	10	1	1:48.164	26.022	34.626	47.516
5	1	1:43.089	26.148	34.661	42.280	11	1	2:24.913	26.261	47.670	
6	1	1:46.464	26.600	37.250	42.614						

33 Florian Richard (FRA) (Ford Mustang)

Theoretische Bestzeit: 1:42.601

Lap	D	Time	S1	S2	S3	Lap	D	Time	S1	S2	S3
1	1	3:09.212	1:40.141	42.135	46.936	7	1	1:44.964	27.263	35.146	42.555
2	1	1:47.292	27.934	36.365	42.993	8	1	1:42.964	26.378	34.622	41.964
3	1	1:43.696	26.409	35.280	42.007	9	1	1:42.601	26.250	34.583	41.768
4	1	1:44.031	26.594	34.936	42.501	10	1	1:44.441	26.394	35.224	42.823
5	1	1:43.652	26.642	35.013	41.997	11	1	1:43.497	26.366	35.279	41.852
6	1	1:43.238	26.363	34.813	42.062	12	1	2:29.796	32.627	45.243	

34 Thomas Toffel (CHE) (Chevrolet Camaro)

Theoretische Bestzeit: 1:41.380

Lap	D	Time	S1	S2	S3	Lap	D	Time	S1	S2	S3
1	1	2:49.147	58.890	51.518	58.739	7	1	1:47.150	26.868	38.492	41.790
2	1	1:58.313	35.204	40.999	42.110	8	1	1:41.734	26.118	34.243	41.373
3	1	1:41.429	25.937	34.268	41.224	9	1	1:42.233	26.278	34.631	41.324
4	1	1:59.705	26.183	42.530	50.992	10	1	1:43.486	25.943	35.066	42.477
5	1	1:55.624	25.913	37.106		11	1	2:30.275	31.121	44.304	
6	1	2:53.669	1:37.756	34.563	41.350						

46 Thomas Krasonis (GRC) (Chevrolet Camaro)

Theoretische Bestzeit: 1:41.883

Lap	D	Time	S1	S2	S3	Lap	D	Time	S1	S2	S3
1	1	2:06.379	41.921	38.808	45.650	7	1	1:59.277	26.781	35.534	
2	1	1:46.624	27.191	36.821	42.612	8	1	4:01.103	2:44.821	34.500	41.782
3	1	1:43.226	26.513	34.583	42.130	9	1	1:43.174	26.391	34.959	41.824
4	1	1:43.783	26.153	34.555	43.075	10	1	1:42.566	26.081	34.570	41.915
5	1	1:42.025	25.989	34.192	41.844	11	1	2:30.854	32.770	44.686	
6	1	1:41.987	25.909	34.288	41.790						

47 Victor Neumann (FRA) (Chevrolet Camaro)

Theoretische Bestzeit: 1:42.600

Lap	D	Time	S1	S2	S3	Lap	D	Time	S1	S2	S3
1	1	2:27.065	58.996	41.188	46.881	7	1	1:56.059	26.088	42.705	47.266
2	1	1:46.317	27.305	36.037	42.975	8	1	1:42.916	26.192	34.748	41.976
3	1	1:43.683	26.591	34.952	42.140	9	1	1:43.748	26.111	34.712	42.925
4	1	1:43.383	26.222	35.025	42.136	10	1	1:43.697	26.341	35.054	42.302
5	1	1:43.040	26.323	34.809	41.908	11	1	2:09.465	26.298	44.081	
6	1	1:42.600	26.065	34.696	41.839						

50 Gil Linster (LUX) (Toyota Camry)

Theoretische Bestzeit: 1:40.613


Lap	D	Time	S1	S2	S3	Lap	D	Time	S1	S2	S3
1	1	3:23.621	1:48.012	37.256	58.353	7	1	1:44.204	26.161	35.750	42.293
2	1	1:42.158	26.411	34.319	41.428	8	1	1:40.941	25.661	34.120	41.160
3	1	1:41.126	25.999	33.942	41.185	9	1	1:41.243	25.898	34.117	41.228
4	1	1:40.900	25.837	33.868	41.195	10	1	1:44.464	25.585	34.424	44.455
5	1	1:53.417	25.934	34.010		11	1	2:28.789	31.181	44.489	
6	1	3:11.955	1:55.351	35.127	41.477						

CZECH TRUCK PRIX 2024

Autodrom Most, length 4212 m

30. August - 01. September 2024

Nascar Whelen Euro Series 2



Lap Analysis qualifying, 31.08.2024

-Reg.No.: 003ZAO240822

54 Luli Del Castello (ITA) (Chevrolet Camaro)

Theoretische Bestzeit: 1:42.962

Lap	D	Time	S1	S2	S3	Lap	D	Time	S1	S2	S3
1	1	2:22.228	50.866	44.048	47.314	8	1	1:43.892	26.410	35.117	42.365
2	1	1:47.052	27.691	36.297	43.064	9	1	1:52.779	27.798	37.795	47.186
3	1	1:44.435	26.594	35.417	42.424	10	1	1:45.163	27.259	35.415	42.489
4	1	1:44.117	26.587	35.066	42.464	11	1	1:43.775	26.356	35.022	42.397
5	1	1:43.696	26.572	34.913	42.211	12	1	1:43.404	26.518	34.698	42.188
6	1	1:43.590	26.506	35.058	42.026	13	1	2:14.673	29.126	38.911	
7	1	1:43.428	26.351	35.164	41.913						

66 Thomas Dombrowski (FRA) (Chevrolet Camaro)

Theoretische Bestzeit: 1:41.765

Lap	D	Time	S1	S2	S3	Lap	D	Time	S1	S2	S3
1	1	2:41.156	1:13.127	39.880	48.149	7	1	3:01.165	1:44.371	34.671	42.123
2	1	1:44.313	26.602	35.062	42.649	8	1	1:42.873	26.078	34.800	41.995
3	1	1:42.541	26.116	34.461	41.964	9	1	1:42.147	26.055	34.261	41.831
4	1	1:42.249	26.136	34.287	41.826	10	1	1:42.713	25.962	34.630	42.121
5	1	1:41.846	25.968	34.321	41.557	11	1	2:08.431	25.947	36.077	
6	1	1:54.485	26.220	35.613							

69 Melvin De Groot (NLD) (Toyota Camry)

Theoretische Bestzeit: 1:40.652

Lap	D	Time	S1	S2	S3	Lap	D	Time	S1	S2	S3
1	1	2:04.206	40.198	38.383	45.625	7	1	1:41.124	25.838	34.135	41.151
2	1	1:46.662	27.538	35.994	43.130	8	1	1:40.874	25.728	33.961	41.185
3	1	1:41.077	25.912	33.966	41.199	9	1	1:46.468	25.841	38.769	41.858
4	1	1:40.684	25.630	33.940	41.114	10	1	1:42.019	25.598	34.554	41.867
5	1	1:59.854	25.693	35.968		11	1	2:28.631	30.447	41.595	
6	1	3:59.585	2:38.663	36.521	44.401						

72 Michael Bleekemolen (NLD) (Toyota Camry)

Theoretische Bestzeit: 1:42.734

Lap	D	Time	S1	S2	S3	Lap	D	Time	S1	S2	S3
1	1	3:07.929	1:39.622	41.499	46.808	7	1	2:08.011	36.216	44.622	47.173
2	1	1:45.943	27.093	36.103	42.747	8	1	1:43.123	26.080	34.837	42.206
3	1	1:43.827	26.124	35.240	42.463	9	1	1:42.818	25.873	34.655	42.290
4	1	1:44.711	26.720	35.204	42.787	10	1	1:53.701	26.235	40.140	47.326
5	1	1:43.471	26.083	34.981	42.407	11	1	2:16.956	26.860	41.422	
6	1	1:43.829	26.222	35.064	42.543						

77 Julien Rehberg (DEU) (Chevrolet Camaro)

Theoretische Bestzeit: 1:41.958

Lap	D	Time	S1	S2	S3	Lap	D	Time	S1	S2	S3
1	1	5:41.875	4:20.676	37.543	43.656	6	1	1:42.221	26.209	34.433	41.579
2	1	1:44.826	26.907	35.731	42.188	7	1	1:45.752	26.397	36.897	42.458
3	1	1:42.844	26.648	34.396	41.800	8	1	1:45.325	26.325	34.307	44.693
4	1	1:42.220	26.229	34.476	41.515	9	1	1:42.624	26.283	34.358	41.983
5	1	1:42.375	26.382	34.292	41.701	10	1	2:06.174	26.151	39.755	

90 Veeti Rajala (FIN) (Chevrolet Camaro)

Theoretische Bestzeit: 1:42.033

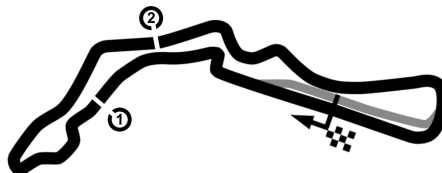
Lap	D	Time	S1	S2	S3	Lap	D	Time	S1	S2	S3
1	1	2:18.798	45.766	43.531	49.501	7	1	1:42.681	26.164	34.448	42.069
2	1	1:52.022	28.852	36.513	46.657	8	1	1:42.327	25.817	34.742	41.768
3	1	1:43.985	26.288	34.928	42.769	9	1	1:42.832	26.150	34.565	42.117
4	1	1:52.194	26.743	42.208	43.243	10	1	2:03.626	27.822	44.083	51.721
5	1	1:43.876	26.448	35.203	42.225	11	1	1:46.862	28.544	36.312	42.006
6	1	1:43.561	26.608	34.957	41.996	12	1	2:31.758	31.836	44.187	

CZECH TRUCK PRIX 2024

Autodrom Most, length 4212 m

30. August - 01. September 2024

Nascar Whelen Euro Series 2



Lap Analysis qualifying, 31.08.2024

-Reg.No.: 003ZAO240822

99 Dominique Schaak (DEU) (Chevrolet Camaro)

Theoretische Bestzeit: 1:43.028

Lap	D	Time	S1	S2	S3	Lap	D	Time	S1	S2	S3
1	1	4:53.896	3:11.484	50.297	52.115	7	1	1:43.645	26.467	34.990	42.188
2	1	1:54.601	31.414	38.087	45.100	8	1	1:43.075	26.321	34.782	41.972
3	1	1:45.544	27.349	35.405	42.790	9	1	1:51.922	26.498	40.839	44.585
4	1	1:45.135	27.097	35.435	42.603	10	1	1:43.328	26.361	34.735	42.232
5	1	1:43.480	26.543	34.901	42.036	11	1	2:53.842	37.045	53.341	
6	1	1:45.084	26.422	35.378	43.284						