


CZECH TRUCK PRIX 2024

Autodrom Most, length 4212 m

30. August - 01. September 2024

Nascar Whelen Euro Series 2



Lap Analysis free practice 2, 30.08.2024

-Reg.No.: 003ZAO240822

3 Patrick Schober (AUT) (Ford Mustang)

Theoretische Bestzeit: 1:41.633

Lap	D	Time	S1	S2	S3	Lap	D	Time	S1	S2	S3
1	1	3:09.784	1:49.278	37.189	43.317	9	1	1:41.886	26.014	34.377	41.495
2	1	1:44.229	26.257	35.564	42.408	10	1	1:47.363	25.899	34.525	46.939
3	1	1:42.561	26.181	34.509	41.871	11	1	1:44.459	26.037	34.381	44.041
4	1	1:46.465	28.375	35.869	42.221	12	1	1:43.329	26.154	34.639	42.536
5	1	2:02.261	26.261	34.539		13	1	1:42.051	26.140	34.380	41.531
6	1	4:22.560	2:55.800	40.263	46.497	14	1	1:41.693	25.959	34.338	41.396
7	1	1:42.500	26.372	34.473	41.655	15	1	2:15.826	31.959	39.521	
8	1	1:49.257	26.225	34.553	48.479						

5 Claudio Remigio Cappelli (ITA) (Ford Mustang)

Theoretische Bestzeit: 1:43.324

Lap	D	Time	S1	S2	S3	Lap	D	Time	S1	S2	S3
1	1	2:00.876	40.405	37.588	42.883	10	1	1:44.797	26.306	35.868	42.623
2	1	1:45.241	26.271	35.214	43.756	11	1	1:44.154	26.354	35.328	42.472
3	1	1:44.328	26.937	34.886	42.505	12	1	1:44.220	26.605	35.008	42.607
4	1	1:59.739	27.100	35.132		13	1	1:53.903	26.557	40.695	46.651
5	1	4:25.098	3:07.172	35.060	42.866	14	1	1:44.752	26.327	35.268	43.157
6	1	1:44.067	26.606	35.110	42.351	15	1	1:43.646	26.337	35.142	42.167
7	1	1:45.256	26.302	36.609	42.345	16	1	1:44.019	26.321	35.160	42.538
8	1	1:43.855	26.404	35.123	42.328	17	1	2:37.187	33.813	48.608	
9	1	1:46.082	27.333	36.061	42.688						

7 Martin Doubek (CZE) (Ford Mustang)

Theoretische Bestzeit: 1:41.554

Lap	D	Time	S1	S2	S3	Lap	D	Time	S1	S2	S3
1	1	3:57.189	2:38.013	36.164	43.012	8	1	1:56.156	26.208	34.268	
2	1	1:45.005	27.192	34.818	42.995	9	1	4:24.849	3:06.100	36.276	42.473
3	1	1:41.978	26.140	34.198	41.640	10	1	1:42.214	26.287	34.256	41.671
4	1	1:55.297	26.285	34.304		11	1	1:41.601	26.147	34.027	41.427
5	1	4:33.439	3:16.943	34.577	41.919	12	1	1:42.661	26.497	34.510	41.654
6	1	1:42.180	26.254	34.266	41.660	13	1	1:58.298	26.343	34.155	
7	1	1:41.894	26.100	34.106	41.688						

8 Mario Ercoli (ITA) (Chevrolet Camaro)

Theoretische Bestzeit: 1:43.387

Lap	D	Time	S1	S2	S3	Lap	D	Time	S1	S2	S3
1	1	6:00.391	4:37.322	38.845	44.224	5	1	2:13.990	26.544	37.749	
2	1	1:45.804	26.627	36.439	42.738	6	1	3:35.605	2:12.893	38.919	43.793
3	1	1:43.608	26.508	34.966	42.134	7	1	2:07.112	26.521	35.238	
4	1	1:43.566	26.287	34.981	42.298						

11 Reza Sardeha (NLD) (Ford Mustang)

Theoretische Bestzeit: 1:45.277

Lap	D	Time	S1	S2	S3	Lap	D	Time	S1	S2	S3
1	1	2:01.420	37.537	38.605	45.278	6	1	1:45.831	26.827	35.987	43.017
2	1	1:49.393	27.287	36.708	45.398	7	1	1:45.947	26.842	36.206	42.899
3	1	1:53.492	27.731	39.846	45.915	8	1	1:46.203	26.947	36.114	43.142
4	1	1:47.115	26.970	36.472	43.673	9	1	1:45.656	26.840	36.083	42.733
5	1	1:48.000	27.397	36.915	43.688	10	1	2:05.901	26.557	36.488	

14 Arianna Casoli (ITA) (Ford Mustang)

Theoretische Bestzeit: 1:48.676

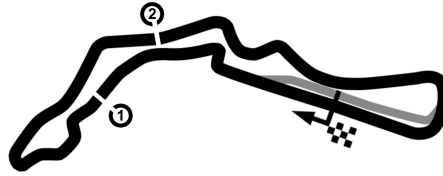
Lap	D	Time	S1	S2	S3	Lap	D	Time	S1	S2	S3
1	1	2:12.161	43.990	41.160	47.011	9	1	2:09.386	28.107	36.938	
2	1	1:54.158	28.812	39.733	45.613	10	1	3:35.247	2:12.356	37.360	45.531
3	1	1:51.431	27.953	38.637	44.841	11	1	1:49.088	27.719	36.921	44.448
4	1	1:50.938	27.685	38.539	44.714	12	1	1:52.905	27.784	40.483	44.638
5	1	1:49.821	27.680	37.322	44.819	13	1	1:50.076	27.634	37.521	44.921
6	1	1:48.993	27.688	37.103	44.202	14	1	1:49.979	27.667	37.197	45.115
7	1	1:51.565	27.553	37.604	46.408	15	1	1:49.145	27.687	37.224	44.234
8	1	1:50.071	27.868	37.586	44.617	16	1	2:24.499	29.585	44.567	

CZECH TRUCK PRIX 2024

Autodrom Most, length 4212 m

30. August - 01. September 2024

Nascar Whelen Euro Series 2



Lap Analysis free practice 2, 30.08.2024

-Reg.No.: 003ZAO240822

21 Jack Davidson (GBR) (Chevrolet Camaro)

Theoretische Bestzeit: 1:42.418

Lap	D	Time	S1	S2	S3	Lap	D	Time	S1	S2	S3
1	1	15:20.914	14:00	37.572	42.694	4	1	1:53.268	26.314	34.591	
2	1	1:43.255	26.300	34.569	42.386	5	1	3:55.273	2:31.319	36.549	47.405
3	1	1:42.442	26.324	34.515	41.603						

27 Simone Giussani (ITA) (Ford Mustang)

Theoretische Bestzeit: 1:45.306

Lap	D	Time	S1	S2	S3	Lap	D	Time	S1	S2	S3
1	1	10:34.426	9:06.476	42.564	45.386	5	1	2:20.992	34.448	42.854	
2	1	1:47.414	27.467	36.161	43.786	6	1	12:02.678	10:41	37.388	44.049
3	1	1:47.783	28.138	36.163	43.482	7	1	2:11.480	26.704	36.412	
4	1	1:46.785	26.533	35.291	44.961						

33 Florian Richard (FRA) (Ford Mustang)

Theoretische Bestzeit: 1:44.767

Lap	D	Time	S1	S2	S3	Lap	D	Time	S1	S2	S3
1	1	2:22.103	59.173	38.833	44.097	9	1	1:45.344	26.764	35.891	42.689
2	1	1:45.836	26.976	35.980	42.880	10	1	1:45.294	26.659	35.753	42.882
3	1	1:46.966	26.865	36.961	43.140	11	1	1:45.817	26.956	35.731	43.130
4	1	1:45.880	26.738	35.969	43.173	12	1	1:45.584	26.949	35.702	42.933
5	1	1:45.156	26.857	35.543	42.756	13	1	1:45.346	26.728	35.855	42.763
6	1	1:45.809	26.799	36.132	42.878	14	1	2:13.530	27.085	40.884	
7	1	1:45.386	26.974	35.483	42.929	15	1	3:11.156	1:50.880	36.425	43.851
8	1	1:45.000	26.764	35.535	42.701	16	1	2:05.124	26.900	35.419	

34 Thomas Toffel (CHE) (Chevrolet Camaro)

Theoretische Bestzeit: 1:42.093

Lap	D	Time	S1	S2	S3	Lap	D	Time	S1	S2	S3
1	1	6:44.619	5:01.593	43.277		7	1	3:18.001	2:01.573	34.871	41.557
2	1	4:49.155	3:25.096	41.596	42.463	8	1	1:45.826	26.356	36.981	42.489
3	1	1:43.014	26.203	34.757	42.054	9	1	1:42.742	26.118	34.774	41.850
4	1	1:42.128	25.998	34.664	41.466	10	1	1:42.812	26.250	34.629	41.933
5	1	1:43.195	26.659	34.944	41.592	11	1	1:55.855	26.327	35.949	
6	1	1:58.738	27.964	35.501							

46 Thomas Krasonis (GRC) (Chevrolet Camaro)

Theoretische Bestzeit: 1:42.745

Lap	D	Time	S1	S2	S3	Lap	D	Time	S1	S2	S3
1	1	3:51.793	2:13.197	44.614	53.982	6	1	1:43.851	26.675	34.728	42.448
2	1	1:46.880	27.428	36.796	42.656	7	1	1:43.224	26.316	34.598	42.310
3	1	1:42.961	26.494	34.488	41.979	8	1	1:43.134	26.278	34.728	42.128
4	1	1:43.351	26.536	34.539	42.276	9	1	2:21.243	31.240	45.521	
5	1	1:43.343	26.687	34.489	42.167						

48 Nick Strickler (USA) (Chevrolet Camaro)

Theoretische Bestzeit: 1:44.011

Lap	D	Time	S1	S2	S3	Lap	D	Time	S1	S2	S3
1	1	10:05.538	8:44.880	35.625	45.033	5	1	1:44.031	26.672	35.049	42.310
2	1	1:52.527	27.020	35.247	50.260	6	1	1:47.917	26.695	35.029	46.193
3	1	1:44.951	26.924	35.344	42.683	7	1	2:03.117	27.481	38.282	
4	1	1:46.043	26.930	36.246	42.867						

50 Gil Linster (LUX) (Toyota Camry)

Theoretische Bestzeit: 1:40.928


Lap	D	Time	S1	S2	S3	Lap	D	Time	S1	S2	S3
1	1	7:19.705	6:02.324	35.226	42.155	8	1	3:40.913	2:24.733	34.587	41.593
2	1	1:41.998	26.034	34.404	41.560	9	1	1:41.476	25.756	34.211	41.509
3	1	1:41.539	26.048	34.130	41.361	10	1	1:42.344	25.928	34.263	42.153
4	1	1:43.441	26.062	34.266	43.113	11	1	1:41.437	25.917	34.223	41.297
5	1	1:42.653	26.085	34.395	42.173	12	1	1:41.311	25.822	33.962	41.527
6	1	1:42.357	26.378	34.408	41.571	13	1	1:41.172	25.669	34.159	41.344
7	1	1:55.416	26.203	34.343		14	1	1:58.012	25.908	34.123	

CZECH TRUCK PRIX 2024

Autodrom Most, length 4212 m

30. August - 01. September 2024

Nascar Whelen Euro Series 2



Lap Analysis free practice 2, 30.08.2024

-Reg.No.: 003ZAO240822

54 Luli Del Castello (ITA) (Chevrolet Camaro)

Theoretische Bestzeit: 1:44.238

Lap	D	Time	S1	S2	S3	Lap	D	Time	S1	S2	S3
1	1	1:58.106	36.833	37.876	43.397	6	1	1:44.541	26.691	35.465	42.385
2	1	2:03.338	26.783	35.686		7	1	1:44.549	26.734	35.330	42.485
3	1	4:40.217	3:21.140	36.202	42.875	8	1	1:44.621	26.573	35.324	42.724
4	1	1:45.484	26.794	35.939	42.751	9	1	2:04.283	26.697	36.258	
5	1	1:44.692	26.666	35.280	42.746						

66 Thomas Dombrowski (FRA) (Chevrolet Camaro)

Theoretische Bestzeit: 1:43.005

Lap	D	Time	S1	S2	S3	Lap	D	Time	S1	S2	S3
1	1	7:16.119	5:51.698	39.152	45.269	5	1	1:44.037	26.571	34.796	42.670
2	1	1:45.403	27.593	35.286	42.524	6	1	1:43.581	26.688	34.522	42.371
3	1	2:03.715	27.277	35.580		7	1	1:43.268	26.242	34.785	42.241
4	1	14:50.918	13:32	35.452	42.930	8	1	2:15.054	28.725	40.828	

69 Melvin De Groot (NLD) (Toyota Camry)

Theoretische Bestzeit: 1:40.915

Lap	D	Time	S1	S2	S3	Lap	D	Time	S1	S2	S3
1	1	4:36.556	3:08.880	43.926	43.750	8	1	1:41.366	26.203	34.077	41.086
2	1	1:45.732	27.927	35.640	42.165	9	1	1:41.316	26.005	34.207	41.104
3	1	1:41.976	26.191	34.368	41.417	10	1	1:41.539	25.752	34.556	41.231
4	1	1:41.824	26.059	34.347	41.418	11	1	1:46.399	25.863	34.196	46.340
5	1	2:14.018	26.154	36.891		12	1	1:51.525	28.937	36.810	45.778
6	1	4:25.802	2:58.189	38.849	48.764	13	1	1:45.701	25.892	35.946	43.863
7	1	1:43.547	26.316	34.544	42.687	14	1	2:11.485	28.504	39.326	

72 Michael Bleekemolen (NLD) (Toyota Camry)

Theoretische Bestzeit: 1:44.218

Lap	D	Time	S1	S2	S3	Lap	D	Time	S1	S2	S3
1	1	8:35.885	7:14.764	37.223	43.898	7	1	4:17.890	2:55.849	38.745	43.296
2	1	1:46.834	27.090	36.191	43.553	8	1	1:45.262	26.846	35.737	42.679
3	1	1:45.468	26.789	35.693	42.986	9	1	1:44.343	26.543	35.399	42.401
4	1	1:51.628	31.553	36.768	43.307	10	1	2:11.508	26.752	40.418	
5	1	1:45.234	26.418	35.637	43.179	11	1	3:02.486	1:43.582	36.468	42.436
6	1	2:14.859	29.581	41.074		12	1	2:19.198	33.832	39.707	

77 Julien Rehberg (DEU) (Chevrolet Camaro)

Theoretische Bestzeit: 1:43.601

Lap	D	Time	S1	S2	S3	Lap	D	Time	S1	S2	S3
1	1	2:02.842	41.779	37.630	43.433	7	1	1:45.519	26.530	36.036	42.953
2	1	1:45.175	26.899	35.807	42.469	8	1	1:45.248	26.784	35.533	42.931
3	1	1:45.240	26.793	35.484	42.963	9	1	2:02.635	27.043	35.479	
4	1	1:47.562	29.973	35.351	42.238	10	1	3:59.178	2:39.989	36.201	42.988
5	1	1:43.924	26.613	34.833	42.478	11	1	1:57.887	26.923	35.547	
6	1	1:44.658	27.235	35.097	42.326	12	1	5:01.547	3:29.934	36.852	

90 Veeti Rajala (FIN) (Chevrolet Camaro)

Theoretische Bestzeit: 1:43.487

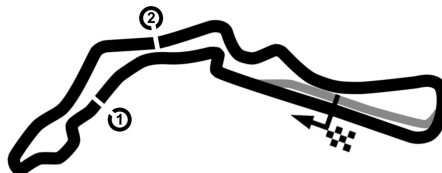
Lap	D	Time	S1	S2	S3	Lap	D	Time	S1	S2	S3
1	1	2:07.778	39.108	43.641	45.029	8	1	1:44.138	26.452	35.218	42.468
2	1	1:46.810	27.577	36.223	43.010	9	1	1:59.679	26.647	35.507	
3	1	1:44.926	26.880	35.458	42.588	10	1	3:15.435	1:56.845	35.562	43.028
4	1	1:44.279	26.586	34.929	42.764	11	1	1:43.928	26.566	34.929	42.433
5	1	1:45.058	27.907	34.909	42.242	12	1	1:43.728	26.474	34.793	42.461
6	1	1:44.122	26.577	35.000	42.545	13	1	1:51.501	26.566	38.021	46.914
7	1	1:43.890	26.582	34.935	42.373	14	1	2:19.218	30.991	43.230	

CZECH TRUCK PRIX 2024

Autodrom Most, length 4212 m

30. August - 01. September 2024

Nascar Whelen Euro Series 2



Lap Analysis free practice 2, 30.08.2024

-Reg.No.: 003ZAO240822

99 Dominique Schaak (DEU) (Chevrolet Camaro)

Theoretische Bestzeit: 1:44.481

Lap	D	Time	S1	S2	S3	Lap	D	Time	S1	S2	S3
1	1	2:14.022	47.396	39.196	47.430	9	1	3:41.364	2:20.190	37.126	44.048
2	1	1:49.498	27.944	37.022	44.532	10	1	1:45.573	27.101	35.271	43.201
3	1	1:46.565	27.383	35.878	43.304	11	1	1:45.125	27.255	35.128	42.742
4	1	1:45.943	27.178	35.409	43.356	12	1	1:45.474	27.071	35.305	43.098
5	1	1:45.347	27.036	35.269	43.042	13	1	1:45.167	27.022	35.177	42.968
6	1	1:45.885	26.983	35.401	43.501	14	1	1:44.481	26.790	34.979	42.712
7	1	1:45.291	26.978	35.142	43.171	15	1	2:12.770	31.491	38.568	
8	1	2:03.554	27.417	35.655							