


37. INT. ADAC TRUCK-GRAND-PRIX

Nürburgring, length 3629 m

11 - 14 July 2024

DTR ADAC Mittelrhein Cup



Lap Analysis race 3, 14.07.2024

-Reg.No.: R-13323/24

2 Ray Coleman () (MAN)

Theoretische Bestzeit: 2:00.887

Lap	D	Time	S1	S2	S3	Lap	D	Time	S1	S2	S3
1	1	2:07.146	1:07.760	30.111	29.275	6	1	2:01.555	1:02.393	30.168	28.994
2	1	2:03.108	1:03.067	30.457	29.584	7	1	2:02.100	1:02.262	30.208	29.630
3	1	2:01.503	1:02.128	30.078	29.297	8	1	2:01.802	1:02.433	30.124	29.245
4	1	2:01.042	1:01.911	29.987	29.137	9	1	2:02.116	1:02.432	30.070	29.614
5	1	2:02.281	1:02.615	30.064	29.602	10	1	2:01.377	1:01.971	29.975	29.431

3 Stefan Kursch () (MAN)

Theoretische Bestzeit: 1:59.707

Lap	D	Time	S1	S2	S3	Lap	D	Time	S1	S2	S3
1	1	2:04.847	1:05.250	29.933	29.664	6	1	2:00.175	1:01.278	29.978	28.919
2	1	2:01.227	1:01.969	29.920	29.338	7	1	2:00.719	1:01.927	30.111	28.681
3	1	2:01.039	1:01.887	30.071	29.081	8	1	2:01.165	1:02.012	30.249	28.904
4	1	2:00.459	1:01.497	29.864	29.098	9	1	2:01.498	1:02.129	30.195	29.174
5	1	1:59.898	1:01.181	29.837	28.872	10	1	2:01.209	1:01.988	29.986	29.235

4 Frans Smit () (MAN)

Theoretische Bestzeit: 2:01.630

Lap	D	Time	S1	S2	S3	Lap	D	Time	S1	S2	S3
1	1	2:27.009	1:23.222	31.776	32.011	6	1	2:03.464	1:03.016	30.294	30.154
2	1	2:05.912	1:04.613	31.061	30.238	7	1	2:03.700	1:03.036	30.364	30.300
3	1	2:03.530	1:03.509	30.155	29.866	8	1	2:03.235	1:02.807	30.367	30.061
4	1	2:02.808	1:02.311	29.970	30.527	9	1	2:02.197	1:02.541	30.307	29.349
5	1	2:03.659	1:03.031	30.386	30.242	10	1	2:02.515	1:02.369	30.532	29.614

14 John Bowler () (MAN)

Theoretische Bestzeit: 1:59.977

Lap	D	Time	S1	S2	S3	Lap	D	Time	S1	S2	S3
1	1	2:09.304	1:09.473	30.363	29.468	6	1	2:01.211	1:01.810	30.055	29.346
2	1	2:03.250	1:03.663	29.978	29.609	7	1	2:02.581	1:02.903	30.484	29.194
3	1	2:02.125	1:02.775	30.058	29.292	8	1	2:01.488	1:02.670	29.940	28.878
4	1	2:01.648	1:02.230	30.220	29.198	9	1	2:00.047	1:01.451	29.649	28.948
5	1	2:02.879	1:03.569	30.261	29.049	10	1	2:01.550	1:01.970	30.131	29.449

15 Erwin Kleinnagelvoort () (Scania)

Theoretische Bestzeit: 2:00.008

Lap	D	Time	S1	S2	S3	Lap	D	Time	S1	S2	S3
1	1	2:06.496	1:06.915	30.267	29.314	6	1	2:00.008	1:01.441	29.793	28.771
2	1	2:01.252	1:02.344	30.035	28.873	7	1	2:00.999	1:01.751	29.993	29.255
3	1	2:01.277	1:01.819	30.122	29.336	8	1	2:01.102	1:01.951	30.130	29.021
4	1	2:01.673	1:01.630	29.993	30.050	9	1	2:00.866	1:01.945	29.993	28.928
5	1	2:00.562	1:01.464	29.953	29.145	10	1	2:01.625	1:02.332	29.911	29.382

42 Christian Ruppert () (Iveco)

Theoretische Bestzeit: 2:11.976

Lap	D	Time	S1	S2	S3	Lap	D	Time	S1	S2	S3
1	1	2:26.255	1:19.858	33.502	32.895	6	1	2:12.675	1:07.271	33.200	32.203
2	1	2:15.352	1:09.748	32.989	32.615	7	1	2:12.330	1:07.394	32.944	31.992
3	1	2:16.008	1:08.956	33.270	33.782	8	1	2:15.087	1:08.248	33.344	33.495
4	1	2:17.692	1:11.326	33.208	33.158	9	1	2:24.251	1:12.098	37.253	34.900
5	1	2:14.404	1:08.934	32.712	32.758						

43 Dirk Behnke () (Mercedes)

Theoretische Bestzeit: 2:09.951


Lap	D	Time	S1	S2	S3	Lap	D	Time	S1	S2	S3
1	1	2:30.387	1:21.758	35.849	32.780	6	1	2:11.301	1:05.991	33.554	31.756
2	1	2:17.527	1:10.487	34.159	32.881	7	1	2:11.230	1:06.966	32.925	31.339
3	1	2:11.268	1:07.059	32.773	31.436	8	1	2:14.839	1:08.585	33.628	32.626
4	1	2:11.122	1:06.852	32.621	31.649	9	1	2:24.599	1:08.412	35.639	
5	1	2:12.096	1:07.327	33.383	31.386						

37. INT. ADAC TRUCK-GRAND-PRIX

Nürburgring, length 3629 m

11 - 14 July 2024

DTR ADAC Mittelrhein Cup



Lap Analysis race 3, 14.07.2024

-Reg.No.: R-13323/24

45 Robbin Kruithof () (Scania)						Theoretische Bestzeit: 2:02.334					
Lap	D	Time	S1	S2	S3	Lap	D	Time	S1	S2	S3
1	1	2:12.931	1:11.483	31.046	30.402	6	1	2:02.435	1:02.431	30.352	29.652
2	1	2:07.695	1:06.439	30.893	30.363	7	1	2:04.358	1:04.067	30.374	29.917
3	1	2:03.462	1:03.157	30.603	29.702	8	1	2:03.999	1:03.323	30.368	30.308
4	1	2:03.096	1:03.027	30.330	29.739	9	1	2:03.370	1:02.916	30.325	30.129
5	1	2:02.994	1:02.802	30.431	29.761	10	1	2:03.126	1:02.599	30.251	30.276

50 Willem Breedijk () (Volvo)						Theoretische Bestzeit: 2:02.716					
Lap	D	Time	S1	S2	S3	Lap	D	Time	S1	S2	S3
1	1	2:30.783	1:26.833	31.459	32.491	6	1	2:04.155	1:03.563	30.720	29.872
2	1	2:11.277	1:08.436	31.014	31.827	7	1	2:04.535	1:03.586	31.114	29.835
3	1	2:12.904	1:08.896	33.031	30.977	8	1	2:03.374	1:03.011	30.426	29.937
4	1	2:05.149	1:04.724	30.334	30.091	9	1	2:04.082	1:03.424	30.675	29.983
5	1	2:04.927	1:03.731	31.121	30.075	10	1	2:02.716	1:02.631	30.322	29.762

51 Bjorn Tjihuis () (DAF)						Theoretische Bestzeit: 2:01.242					
Lap	D	Time	S1	S2	S3	Lap	D	Time	S1	S2	S3
1	1	2:11.455	1:11.100	30.411	29.944	6	1	2:01.586	1:02.071	30.224	29.286
2	1	2:03.689	1:03.436	30.334	29.919	7	1	2:02.138	1:02.238	30.094	29.806
3	1	2:02.490	1:02.883	30.052	29.555	8	1	2:02.038	1:02.449	30.089	29.500
4	1	2:01.769	1:02.498	29.975	29.296	9	1	2:02.574	1:02.600	30.131	29.843
5	1	2:01.721	1:02.504	30.026	29.191	10	1	2:02.403	1:02.636	30.060	29.707

68 Craig Reid () (Iveco)						Theoretische Bestzeit: 1:59.693					
Lap	D	Time	S1	S2	S3	Lap	D	Time	S1	S2	S3
1	1	2:02.075	1:03.732	29.583	28.760	6	1	2:01.945	1:02.747	30.366	28.832
2	1	2:00.528	1:01.691	29.911	28.926	7	1	2:01.216	1:02.277	30.315	28.624
3	1	2:00.702	1:01.839	30.038	28.825	8	1	2:01.095	1:02.024	30.227	28.844
4	1	2:00.147	1:01.481	29.938	28.723	9	1	2:00.935	1:01.769	29.925	29.241
5	1	2:00.835	1:02.066	29.975	28.794	10	1	2:00.558	1:01.649	30.042	28.867

88 Jos Scholten () (Scania)						Theoretische Bestzeit: 2:01.062					
Lap	D	Time	S1	S2	S3	Lap	D	Time	S1	S2	S3
1	1	2:14.074	1:12.616	31.172	30.286	6	1	2:02.243	1:02.360	30.318	29.565
2	1	2:04.593	1:03.775	30.485	30.333	7	1	2:02.556	1:02.745	30.122	29.689
3	1	2:03.500	1:03.785	30.203	29.512	8	1	2:02.852	1:02.748	30.619	29.485
4	1	2:02.284	1:02.660	30.157	29.467	9	1	2:01.207	1:01.751	30.172	29.285
5	1	2:02.091	1:02.241	30.027	29.823	10	1	2:01.720	1:02.033	30.180	29.507

89 Simon Reid () (Iveco)						Theoretische Bestzeit: 2:00.189					
Lap	D	Time	S1	S2	S3	Lap	D	Time	S1	S2	S3
1	1	2:14.454	1:14.400	30.324	29.730	6	1	2:02.068	1:02.653	30.229	29.186
2	1	2:03.790	1:04.330	30.158	29.302	7	1	2:01.557	1:02.500	29.916	29.141
3	1	2:02.027	1:03.439	29.868	28.720	8	1	2:31.857	1:06.998	36.200	
4	1	2:00.189	1:01.741	29.802	28.641	9	1	2:31.182	1:30.938	30.160	30.084
5	1	2:01.263	1:02.368	29.830	29.065	10	1	2:25.864	1:12.124	37.077	36.663


92 Simon Faulkner () (Iveco)						Theoretische Bestzeit: 2:01.282					
Lap	D	Time	S1	S2	S3	Lap	D	Time	S1	S2	S3
1	1	2:08.141	1:09.074	29.967	29.100	6	1	2:02.576	1:02.973	30.234	29.369
2	1	2:03.278	1:03.561	30.418	29.299	7	1	2:02.921	1:03.354	30.435	29.132
3	1	2:02.121	1:02.997	29.847	29.277	8	1	2:03.057	1:02.371	31.282	29.401
4	1	2:01.889	1:02.739	30.081	29.069	9	1	2:02.106	1:02.773	30.031	29.302
5	1	2:01.771	1:02.713	29.961	29.097	10	1	2:02.732	1:02.946	29.839	29.947

37. INT. ADAC TRUCK-GRAND-PRIX

Nürburgring, length 3629 m

11 - 14 July 2024

DTR ADAC Mittelrhein Cup



Lap Analysis race 3, 14.07.2024

-Reg.No.: R-13323/24

96 Sami Ojanen () (Mercedes)

Theoretische Bestzeit: 2:05.448

Lap	D	Time	S1	S2	S3	Lap	D	Time	S1	S2	S3
1	1	2:18.807	1:15.037	32.568	31.202	6	1	2:07.360	1:04.726	31.962	30.672
2	1	2:08.050	1:05.858	31.981	30.211	7	1	2:07.122	1:04.824	31.758	30.540
3	1	2:07.271	1:05.062	31.881	30.328	8	1	2:06.472	1:05.191	31.230	30.051
4	1	2:07.361	1:05.194	31.459	30.708	9	1	2:05.957	1:04.430	31.269	30.258
5	1	2:06.707	1:04.580	31.618	30.509	10	1	2:06.089	1:04.167	31.386	30.536