


# 37. INT. ADAC TRUCK-GRAND-PRIX

Nürburgring, length 3629 m

11 - 14 July 2024

DTR ADAC Mittelrhein Cup



## Lap Analysis free practice 2, 12.07.2024

-Reg.No.: R-13323/24

### 2 Ray Coleman () (MAN)

Theoretische Bestzeit: 2:17.545

Lap	D	Time	S1	S2	S3	Lap	D	Time	S1	S2	S3
1	1	2:40.565	1:30.498	35.459	34.608	5	1	2:18.522	<b>1:11.965</b>	33.545	33.008
2	1	2:22.141	1:14.904	33.992	33.245	6	1	4:16.906	1:33.483	1:12.397	
3	1	2:20.999	1:13.813	34.220	32.966	7	1	5:00.445	3:50.001	36.648	33.796
4	1	<b>2:17.936</b>	1:12.360	<b>33.484</b>	<b>32.092</b>	8	1	2:58.130	1:12.457	37.805	

### 3 Stefan Kursch () (MAN)

Theoretische Bestzeit: 2:14.293

Lap	D	Time	S1	S2	S3	Lap	D	Time	S1	S2	S3
1	1	2:42.763	1:33.454	36.221	33.088	5	1	2:24.792	<b>1:09.355</b>	<b>32.859</b>	42.574
2	1	2:23.794	1:14.627	36.474	32.693	6	1	4:07.963	1:57.056	1:06.434	
3	1	2:40.626	1:34.255	33.477	32.894	7	1	4:13.024	3:07.061	33.229	32.734
4	1	<b>2:20.456</b>	1:15.379	33.002	<b>32.075</b>	8	1	3:10.956	1:19.080	45.740	

### 14 John Bowler () (MAN)

Theoretische Bestzeit: 2:18.982

Lap	D	Time	S1	S2	S3	Lap	D	Time	S1	S2	S3
1	1	2:48.256	1:35.135	36.764	36.357	5	1	3:02.377	1:15.528	53.697	53.152
2	1	2:35.092	1:14.017	35.567		6	1	3:56.188	1:55.274	1:08.017	52.897
3	1	3:37.819	2:28.683	35.452	33.684	7	1	2:32.248	1:22.492	35.950	33.806
4	1	<b>2:18.982</b>	<b>1:12.415</b>	<b>33.637</b>	<b>32.930</b>	8	1	3:07.503	1:19.307	44.382	

### 15 Erwin Kleinnagelvoort () (Scania)

Theoretische Bestzeit: 2:19.193

Lap	D	Time	S1	S2	S3	Lap	D	Time	S1	S2	S3
1	1	2:49.149	1:40.182	34.135	34.832	4	1	2:21.428	1:14.501	<b>33.463</b>	33.464
2	1	2:19.962	<b>1:12.702</b>	34.111	33.149	5	1	12:02.292	10:46	39.796	36.225
3	1	<b>2:19.894</b>	1:13.317	33.549	<b>33.028</b>	6	1	2:46.633	1:18.089	36.130	

### 32 Jock Borthwick () (MAN)

Theoretische Bestzeit: 2:15.526

Lap	D	Time	S1	S2	S3	Lap	D	Time	S1	S2	S3
1	1	2:26.191	1:19.459	33.952	32.780	5	1	<b>2:16.174</b>	1:10.580	<b>33.461</b>	32.133
2	1	2:16.957	1:10.931	34.006	<b>32.020</b>	6	1	4:20.371	1:47.867	1:11.046	
3	1	2:17.467	<b>1:10.045</b>	33.601	33.821	7	1	4:38.786	3:29.867	34.408	34.511
4	1	2:25.883	1:19.939	33.626	32.318	8	1	3:04.408	1:20.499	44.914	

### 43 Dirk Behnke () (Mercedes)

Theoretische Bestzeit: 2:28.162

Lap	D	Time	S1	S2	S3	Lap	D	Time	S1	S2	S3
1	1	3:10.659	1:55.264	37.996	37.399	6	1	3:13.241	1:35.153	53.639	44.449
2	1	2:51.500	1:36.171	38.620	36.709	7	1	2:43.651	1:29.900	37.605	36.146
3	1	2:30.652	1:16.290	38.025	36.337	8	1	2:28.543	1:15.625	37.287	35.631
4	1	<b>2:28.267</b>	1:15.726	<b>37.199</b>	<b>35.342</b>	9	1	2:31.391	<b>1:15.621</b>	38.980	36.790
5	1	2:53.657	1:18.112	49.310	46.235						

### 45 Robbin Kruihof () (Scania)

Theoretische Bestzeit: 2:19.038

Lap	D	Time	S1	S2	S3	Lap	D	Time	S1	S2	S3
1	1	3:03.008	1:52.316	35.736	34.956	6	1	3:31.657	1:43.372	58.360	49.925
2	1	2:27.412	1:12.798	40.856	33.758	7	1	2:41.503	1:31.601	36.146	33.756
3	1	2:38.296	1:31.163	<b>33.829</b>	<b>33.304</b>	8	1	2:20.114	1:12.545	34.233	33.336
4	1	<b>2:19.908</b>	1:12.204	34.059	33.645	9	1	2:42.414	1:18.916	36.665	
5	1	2:56.401	<b>1:11.905</b>	55.353	49.143						

### 50 Willem Breedijk () (Volvo)

Theoretische Bestzeit:

Lap	D	Time	S1	S2	S3	Lap	D	Time	S1	S2	S3
1	1	3:09.388	1:46.575	37.716		2	1	2:58.346	<b>1:33.204</b>	<b>36.666</b>	

### 51 Bjorn Tjihuis () (DAF)

Theoretische Bestzeit: 2:16.524

Lap	D	Time	S1	S2	S3	Lap	D	Time	S1	S2	S3
1	1	2:58.335	1:48.926	35.166	34.243	5	1	2:29.239	<b>1:10.775</b>	33.767	
2	1	2:20.030	1:13.245	33.976	32.809	6	1	7:10.075	5:53.888	41.090	35.097
3	1	2:24.428	1:18.138	34.060	<b>32.230</b>	7	1	2:20.301	1:12.403	34.014	33.884
4	1	<b>2:17.936</b>	1:11.028	<b>33.518</b>	33.390	8	1	2:54.439	1:19.206	42.519	

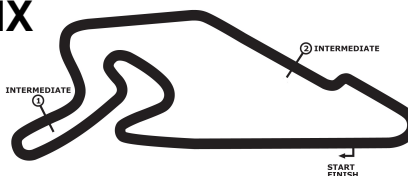
# 37. INT. ADAC TRUCK-GRAND-PRIX

Nürburgring, length 3629 m

11 - 14 July 2024

DTR ADAC Mittelrhein Cup

Lap Analysis free practice 2, 12.07.2024




-Reg.No.: R-13323/24

# 37. INT. ADAC TRUCK-GRAND-PRIX

Nürburgring, length 3629 m

11 - 14 July 2024

DTR ADAC Mittelrhein Cup



## Lap Analysis free practice 2, 12.07.2024

-Reg.No.: R-13323/24

### 68 Craig Reid () (Iveco)

Theoretische Bestzeit: 2:19.390

Lap	D	Time	S1	S2	S3	Lap	D	Time	S1	S2	S3
1	1	2:45.252	1:36.351	35.189	33.712	3	1	<b>2:19.390</b>	<b>1:12.311</b>	<b>33.902</b>	<b>33.173</b>
2	1	2:23.200	1:14.278	35.086	33.836						

### 88 Jos Scholten () (Scania)

Theoretische Bestzeit: 2:19.401

Lap	D	Time	S1	S2	S3	Lap	D	Time	S1	S2	S3
1	1	2:34.530	1:24.808	34.806	34.916	3	1	<b>2:20.403</b>	1:12.654	<b>33.880</b>	33.869
2	1	2:21.694	1:12.853	34.910	33.931	4	1	2:20.575	<b>1:11.811</b>	35.054	<b>33.705</b>

### 89 Simon Reid () (Iveco)

Theoretische Bestzeit: 2:16.957

Lap	D	Time	S1	S2	S3	Lap	D	Time	S1	S2	S3
1	1	2:24.163	1:17.628	33.627	32.908	6	1	3:57.034	1:51.525	1:07.023	58.486
2	1	2:17.338	<b>1:11.411</b>	33.289	32.633	7	1	3:06.413	1:47.887	44.597	33.929
3	1	2:35.534	1:29.342	<b>33.283</b>	32.909	8	1	2:18.741	1:12.164	33.523	33.054
4	1	2:40.666	1:32.805	33.906	33.955	9	1	<b>2:17.284</b>	1:11.704	33.322	<b>32.258</b>
5	1	2:30.101	1:11.812	33.691	44.598						

### 92 Simon Faulkner () (Iveco)

Theoretische Bestzeit: 2:22.964

Lap	D	Time	S1	S2	S3	Lap	D	Time	S1	S2	S3
1	1	3:17.828	2:02.787	38.455	36.586	5	1	3:15.659	1:18.332	1:04.235	53.092
2	1	2:54.164	1:40.465	37.871	35.828	6	1	3:59.563	1:56.821	1:06.774	55.968
3	1	2:27.161	1:17.326	35.380	34.455	7	1	2:42.836	1:32.815	35.753	<b>34.268</b>
4	1	<b>2:23.434</b>	<b>1:14.281</b>	<b>34.415</b>	34.738	8	1	3:11.331	1:17.611	42.953	

### 96 Sami Ojanen () (Mercedes)

Theoretische Bestzeit: 2:21.261

Lap	D	Time	S1	S2	S3	Lap	D	Time	S1	S2	S3
1	1	2:39.071	1:28.321	36.256	34.494	4	1	<b>2:21.261</b>	<b>1:13.381</b>	<b>34.462</b>	<b>33.418</b>
2	1	2:22.576	1:13.789	35.082	33.705	5	1	2:28.561	1:13.943	34.917	39.701
3	1	2:29.889	1:21.686	34.548	33.655	6	1	4:10.258	1:54.820	1:04.013	