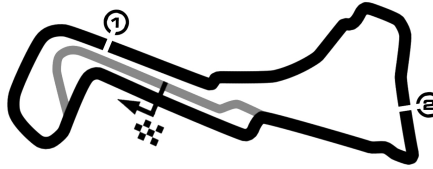


XWIFT BELGIAN TRUCK GRAND PRIX

Circuit Zolder, length 4000 m

21 - 23 June 2024

Dutch Truck Racing Cup



Lap Analysis race 2, 22.06.2024

-Reg.No.: C-Z-BTGP-SUP-M43-V2-

2 Ray Coleman () (MAN)

Theoretische Bestzeit: 2:02.534

Lap	D	Time	S1	S2	S3	Lap	D	Time	S1	S2	S3
1	1	2:13.489	44.901	49.180	39.408	6	1	2:03.332	38.234	46.033	39.065
2	1	2:03.597	38.301	46.496	38.800	7	1	2:03.829	39.004	45.905	38.920
3	1	2:02.614	38.156	45.727	38.731	8	1	2:05.260	40.072	46.490	38.698
4	1	2:03.502	38.381	45.750	39.371	9	1	2:03.493	38.516	46.277	38.700
5	1	2:03.839	39.264	45.924	38.651	10	1	2:02.993	38.318	45.863	38.812

3 Stefan Kursch () (MAN)

Theoretische Bestzeit: 2:02.756

Lap	D	Time	S1	S2	S3	Lap	D	Time	S1	S2	S3
1	1	2:16.345	47.293	48.723	40.329	6	1	2:04.720	39.927	45.626	39.167
2	1	2:05.833	39.617	46.704	39.512	7	1	2:03.394	38.263	46.038	39.093
3	1	2:04.197	38.474	46.150	39.573	8	1	2:13.264	38.587	45.543	
4	1	2:05.280	38.346	45.872	41.062	9	1	2:23.168		45.762	39.578
5	1	2:04.364	38.881	46.203	39.280	10	1	2:02.908	38.415	45.496	38.997

4 Frans Smit () (MAN)

Theoretische Bestzeit: 2:03.725

Lap	D	Time	S1	S2	S3	Lap	D	Time	S1	S2	S3
1	1	2:18.102	49.512	48.873	39.717	6	1	2:07.371	39.462	48.485	39.424
2	1	2:05.381	38.783	46.992	39.606	7	1	2:04.739	39.164	46.426	39.149
3	1	2:05.513	39.517	46.330	39.666	8	1	2:04.652	38.783	46.231	39.638
4	1	2:03.797	38.678	45.898	39.221	9	1	2:04.775	38.865	46.225	39.685
5	1	2:04.281	38.795	45.955	39.531	10	1	2:04.461	39.268	45.964	39.229

5 Adam Bint () (Volvo)

Theoretische Bestzeit: 2:07.574

Lap	D	Time	S1	S2	S3	Lap	D	Time	S1	S2	S3
1	1	2:22.936	49.552	51.967	41.417	6	1	2:11.820	40.699	48.969	42.152
2	1	2:07.973	39.752	47.746	40.475	7	1	2:23.670	41.874	49.889	
3	1	2:09.132	40.748	47.476	40.908	8	1	2:51.031		48.724	42.533
4	1	2:10.390	40.488	48.749	41.153	9	1	2:10.385	40.994	47.636	41.755
5	1	2:08.469	40.278	47.347	40.844	10	1	2:10.969	40.743	48.789	41.437

15 Erwin Kleinnagelvoort () (Scania)

Theoretische Bestzeit: 2:01.861

Lap	D	Time	S1	S2	S3	Lap	D	Time	S1	S2	S3
1	1	2:14.294	46.801	48.177	39.316	6	1	2:02.648	38.554	45.248	38.846
2	1	2:03.252	38.375	45.898	38.979	7	1	2:05.549	39.262	45.918	40.369
3	1	2:03.431	38.456	45.635	39.340	8	1	2:03.275	39.326	45.636	38.313
4	1	2:02.974	38.412	45.173	39.389	9	1	2:03.315	38.740	45.889	38.686
5	1	2:04.650	39.053	46.165	39.432	10	1	2:02.866	38.628	45.710	38.528

31 Jarno vd Pol () (Ford)

Theoretische Bestzeit: 2:14.230

Lap	D	Time	S1	S2	S3	Lap	D	Time	S1	S2	S3
1	1	2:30.758	54.252	52.720	43.786	6	1	2:15.554	41.286	50.872	43.396
2	1	2:22.751	44.307	52.885	45.559	7	1	2:15.485	42.289	50.185	43.011
3	1	2:19.751	44.373	51.876	43.502	8	1	2:14.651	41.333	50.545	42.773
4	1	2:15.497	41.758	50.667	43.072	9	1	2:15.870	41.890	50.191	43.789
5	1	2:14.600	41.542	50.299	42.759						

32 Jock Borthwick () (MAN)

Theoretische Bestzeit: 2:01.675

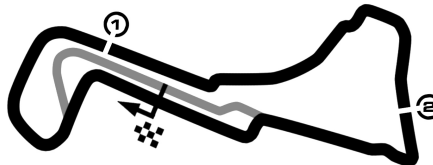
Lap	D	Time	S1	S2	S3	Lap	D	Time	S1	S2	S3
1	1	2:08.729	43.896	45.963	38.870	6	1	2:03.116	38.280	45.502	39.334
2	1	2:03.059	37.967	46.303	38.789	7	1	2:10.649	40.806	48.494	41.349
3	1	2:02.938	37.858	46.052	39.028	8	1	2:05.768	40.823	46.630	38.315
4	1	2:02.417	38.156	45.789	38.472	9	1	2:03.126	38.311	45.545	39.270
5	1	2:04.642	39.055	46.105	39.482	10	1	2:03.141	37.961	45.709	39.471

XWIFT BELGIAN TRUCK GRAND PRIX

Circuit Zolder, length 4000 m

21 - 23 June 2024

Dutch Truck Racing Cup



Lap Analysis race 2, 22.06.2024

-Reg.No.: C-Z-BTGP-SUP-M43-V2-

42 Christian Ruppert () (Iveco)						Theoretische Bestzeit: 2:18.975					
Lap	D	Time	S1	S2	S3	Lap	D	Time	S1	S2	S3
1	1	2:30.056	53.699	52.733	43.624	6	1	2:23.633	44.915	54.120	44.598
2	1	2:25.542	43.995	55.321	46.226	7	1	2:33.941	44.177	57.132	52.632
3	1	2:20.564	44.436	53.139	42.989	8	1	2:26.851	44.810	54.694	47.347
4	1	2:20.785	43.763	52.711	44.311	9	1	2:19.930	43.721	52.265	43.944
5	1	2:22.378	44.593	53.428	44.357						

45 Robbin Kruithof () (Scania)						Theoretische Bestzeit: 2:03.747					
Lap	D	Time	S1	S2	S3	Lap	D	Time	S1	S2	S3
1	1	2:20.394	48.371	49.736	42.287	6	1	2:05.760	39.817	45.927	40.016
2	1	2:05.540	39.051	46.794	39.695	7	1	2:05.058	39.635	45.050	40.373
3	1	2:06.548	39.435	46.550	40.563	8	1	2:08.031	39.661	46.698	41.672
4	1	2:05.529	39.437	46.446	39.646	9	1	2:08.275	39.921	47.284	41.070
5	1	2:05.481	39.346	46.195	39.940	10	1	2:08.427	39.865	47.584	40.978

46 Bradley Smith () (MAN)						Theoretische Bestzeit: 2:01.802					
Lap	D	Time	S1	S2	S3	Lap	D	Time	S1	S2	S3
1	1	2:20.955	50.494	51.233	39.228	6	1	2:06.598	39.483	46.618	40.497
2	1	2:06.972	39.784	48.086	39.102	7	1	2:03.986	38.815	46.488	38.683
3	1	2:03.989	38.738	45.622	39.629	8	1	2:05.417	38.989	45.657	40.771
4	1	2:02.275	38.980	45.019	38.276	9	1	2:04.162	38.813	45.890	39.459
5	1	2:03.097	38.746	45.852	38.499	10	1	2:01.810	38.671	45.027	38.112

50 Willem Breedijk () (Volvo)						Theoretische Bestzeit: 2:10.280					
Lap	D	Time	S1	S2	S3	Lap	D	Time	S1	S2	S3
1	1	2:30.998	54.710	53.228	43.060	6	1	2:15.794	40.526	51.985	43.283
2	1	2:17.949	43.589	52.143	42.217	7	1	2:18.397	41.848	53.083	43.466
3	1	2:15.356	41.189	50.793	43.374	8	1	2:10.830	40.608	48.252	41.970
4	1	2:17.853	43.553	51.169	43.131	9	1	2:11.485	40.058	48.422	43.005
5	1	2:14.028	41.449	50.057	42.522	10	1	2:18.641	41.619	50.099	46.923

51 Bjorn Tijhuis () (DAF)						Theoretische Bestzeit:					
Lap	D	Time	S1	S2	S3	Lap	D	Time	S1	S2	S3
1	1	2:31.889	45.796	51.340							

68 Craig Reid () (Iveco)						Theoretische Bestzeit: 2:01.297					
Lap	D	Time	S1	S2	S3	Lap	D	Time	S1	S2	S3
1	1	2:19.658	49.880	50.184	39.594	6	1	2:02.153	39.190	44.851	38.112
2	1	2:03.865	39.044	45.730	39.091	7	1	2:02.447	38.520	45.475	38.452
3	1	2:03.159	38.705	45.128	39.326	8	1	2:03.398	38.917	45.764	38.717
4	1	2:04.131	38.889	45.854	39.388	9	1	2:02.815	38.884	44.807	39.124
5	1	2:03.693	38.609	45.717	39.367	10	1	2:02.407	38.378	45.154	38.875

88 Jos Scholten () (Scania)						Theoretische Bestzeit: 2:02.656					
Lap	D	Time	S1	S2	S3	Lap	D	Time	S1	S2	S3
1	1	2:09.928	44.349	46.339	39.240	6	1	3:15.833		46.957	39.323
2	1	2:03.999	38.544	45.938	39.517	7	1	2:07.247	39.463	47.583	40.201
3	1	2:04.665	38.381	46.107	40.177	8	1	2:04.293	38.942	46.198	39.153
4	1	2:03.928	38.759	45.787	39.382	9	1	2:04.225	38.928	45.834	39.463
5	1	2:21.672	39.842	48.296		10	1	2:03.584	39.249	45.122	39.213

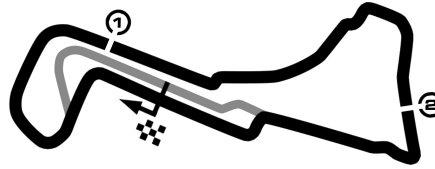
89 Simon Reid () (Iveco)						Theoretische Bestzeit: 2:00.985					
Lap	D	Time	S1	S2	S3	Lap	D	Time	S1	S2	S3
1	1	2:16.332	47.692	49.539	39.101	6	1	2:02.890	37.975	45.859	39.056
2	1	2:03.190	38.868	45.774	38.548	7	1	2:03.698	39.286	45.634	38.778
3	1	2:02.955	38.331	46.136	38.488	8	1	2:03.632	39.537	45.982	38.113
4	1	2:01.823	38.374	44.917	38.532	9	1	2:02.376	38.543	45.740	38.093
5	1	2:03.330	38.656	45.680	38.994	10	1	2:03.587	38.561	46.267	38.759

XWIFT BELGIAN TRUCK GRAND PRIX

Circuit Zolder, length 4000 m

21 - 23 June 2024

Dutch Truck Racing Cup



Lap Analysis race 2, 22.06.2024

-Reg.No.: C-Z-BTGP-SUP-M43-V2-

92 Simon Faulkner () (Iveco)

Theoretische Bestzeit: 2:03.164

Lap	D	Time	S1	S2	S3	Lap	D	Time	S1	S2	S3
1	1	2:14.951	46.118	48.512	40.321	6	1	2:09.924	42.763	46.501	40.660
2	1	2:04.185	38.522	46.653	39.010	7	1	2:03.885	38.781	46.383	38.721
3	1	2:05.970	38.536	47.833	39.601	8	1	2:04.819	38.497	46.117	40.205
4	1	2:04.714	38.856	46.227	39.631	9	1	2:05.669	38.861	46.169	40.639
5	1	2:03.741	38.828	46.140	38.773	10	1	2:04.222	39.182	45.946	39.094

95 Richard Collett () (MAN)

Theoretische Bestzeit: 2:02.389

Lap	D	Time	S1	S2	S3	Lap	D	Time	S1	S2	S3
1	1	2:07.817	43.418	46.149	38.250	6	1	2:17.315	38.728	46.026	
2	1	2:02.661	38.724	45.771	38.166	7	1	2:29.321		47.046	39.482
3	1	2:05.555	38.920	45.844	40.791	8	1	2:03.826	38.985	45.946	38.895
4	1	2:03.132	38.802	45.499	38.831	9	1	2:04.101	38.956	45.972	39.173
5	1	2:05.180	38.745	46.985	39.450	10	1	2:03.263	39.097	45.547	38.619

96 Sami Ojanen () (Mercedes)

Theoretische Bestzeit: 2:07.885

Lap	D	Time	S1	S2	S3	Lap	D	Time	S1	S2	S3
1	1	2:20.635	49.334	49.655	41.646	4	1	2:09.347	40.063	48.516	40.768
2	1	2:07.958	39.639	47.820	40.499	5	1	2:08.545	40.052	48.029	40.464
3	1	2:08.129	39.734	47.782	40.613						