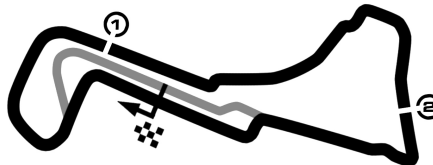


XWIFT BELGIAN TRUCK GRAND PRIX

Circuit Zolder, length 4000 m

21 - 23 June 2024

Dutch Truck Racing Cup



Lap Analysis qualifying 1, 22.06.2024

-Reg.No.: C-Z-BTGP-SUP-M43-V2-

2 Ray Coleman () (MAN)

Theoretische Bestzeit: 2:05.209

Lap	D	Time	S1	S2	S3	Lap	D	Time	S1	S2	S3
1	1	2:36.755	1:00.252	54.135	42.368	6	1	2:06.493	39.425	47.216	39.852
2	1	2:10.612	40.344	48.619	41.649	7	1	2:07.027	39.008	47.849	40.170
3	1	2:08.276	40.016	47.761	40.499	8	1	2:06.134	38.998	46.706	40.430
4	1	2:08.392	39.851	47.734	40.807	9	1	2:05.556	38.953	47.053	39.550
5	1	2:07.351	39.733	46.961	40.657	10	1	2:07.197	39.543	47.252	40.402

3 Stefan Kursch () (MAN)

Theoretische Bestzeit: 2:05.217

Lap	D	Time	S1	S2	S3	Lap	D	Time	S1	S2	S3
1	1	3:12.372	1:17.656	1:01.121	53.595	6	1	2:06.233	38.952	46.066	41.215
2	1	2:08.038	39.487	47.198	41.353	7	1	2:05.616	39.189	46.228	40.199
3	1	2:06.209	39.487	46.287	40.435	8	1	2:32.077	43.296	1:03.625	45.156
4	1	2:06.792	38.979	47.182	40.631	9	1	2:39.557	39.163	59.668	1:00.726
5	1	2:20.311	47.103	51.061	42.147						

4 Frans Smit () (MAN)

Theoretische Bestzeit: 2:06.051

Lap	D	Time	S1	S2	S3	Lap	D	Time	S1	S2	S3
1	1	3:30.699	1:33.978	54.509	1:02.212	5	1	2:27.229	39.096	47.329	1:00.804
2	1	2:10.807	40.335	48.736	41.736	6	1	2:31.640	42.773	52.849	
3	1	2:08.409	39.987	47.618	40.804	7	1	4:13.243		49.265	41.798
4	1	2:06.503	39.548	46.973	39.982	8	1	2:13.175	39.888	50.521	42.766

5 Adam Bint () (Volvo)

Theoretische Bestzeit: 2:11.246

Lap	D	Time	S1	S2	S3	Lap	D	Time	S1	S2	S3
1	1	3:36.429	1:36.716	57.402	1:02.311	5	1	3:01.193	47.943	1:00.324	
2	1	2:17.037	42.704	50.220	44.113	6	1	5:40.038		57.951	43.699
3	1	2:13.615	42.848	48.499	42.268	7	1	2:12.666	41.128	49.297	42.241
4	1	2:11.289	40.878	48.542	41.869						

6 John Powell () (DAF)

Theoretische Bestzeit: 2:09.991

Lap	D	Time	S1	S2	S3	Lap	D	Time	S1	S2	S3
1	1	2:40.310	1:04.566	52.607	43.137	5	1	2:32.513	41.205	48.241	
2	1	2:11.710	40.265	47.710	43.735	6	1	6:27.534		48.291	42.016
3	1	2:16.424	42.110	51.640	42.674	7	1	2:41.874	41.039	56.931	
4	1	2:12.541	41.554	48.496	42.491						

15 Erwin Kleinnagelvoort () (Scania)

Theoretische Bestzeit: 2:04.091

Lap	D	Time	S1	S2	S3	Lap	D	Time	S1	S2	S3
1	1	3:22.371	1:30.270	57.348	54.753	4	1	2:04.856	38.991	46.126	39.739
2	1	2:06.771	39.861	46.630	40.280	5	1	2:04.384	39.284	45.646	39.454
3	1	2:06.465	39.806	46.667	39.992						

31 Jarno vd Pol () (Ford)

Theoretische Bestzeit: 2:15.003

Lap	D	Time	S1	S2	S3	Lap	D	Time	S1	S2	S3
1	1	3:46.705	1:42.873	58.842	1:04.990	5	1	2:19.204	44.449	50.917	43.838
2	1	2:24.062	45.949	54.096	44.017	6	1	2:18.074	41.706	53.276	43.092
3	1	2:16.966	41.967	51.385	43.614	7	1	2:23.775	41.256	51.918	50.601
4	1	2:24.866	43.774	56.133	44.959	8	1	2:16.371	42.622	50.919	42.830

32 Jock Borthwick () (MAN)

Theoretische Bestzeit: 2:04.574

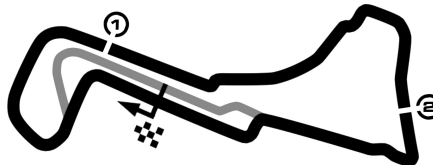
Lap	D	Time	S1	S2	S3	Lap	D	Time	S1	S2	S3
1	1	3:03.569	1:11.649	57.668	54.252	5	1	2:40.796	38.880	52.227	
2	1	2:17.299	46.470	50.613	40.216	6	1	4:29.116		51.632	41.265
3	1	2:06.413	39.475	46.819	40.119	7	1	2:04.574	38.148	46.696	39.730
4	1	2:26.880	48.073	54.086	44.721	8	1	2:11.254	39.973	47.058	44.223

XWIFT BELGIAN TRUCK GRAND PRIX

Circuit Zolder, length 4000 m

21 - 23 June 2024

Dutch Truck Racing Cup



Lap Analysis qualifying 1, 22.06.2024

-Reg.No.: C-Z-BTGP-SUP-M43-V2-

42 Christian Ruppert () (Iveco)

Theoretische Bestzeit: 2:24.099

Lap	D	Time	S1	S2	S3	Lap	D	Time	S1	S2	S3
1	1	4:07.261	1:54.084	1:03.422	1:09.755	5	1	3:05.397	47.514	57.771	
2	1	2:28.197	47.950	54.857	45.390	6	1	4:05.823		55.087	45.142
3	1	2:31.385	48.585	54.902	47.898	7	1	2:24.638	45.850	53.273	45.515
4	1	2:24.813	45.981	53.856	44.976						

45 Robbin Kruihof () (Scania)

Theoretische Bestzeit: 2:05.923

Lap	D	Time	S1	S2	S3	Lap	D	Time	S1	S2	S3
1	1	3:42.799	1:43.218	52.249	1:07.332	6	1	2:31.944	45.373	54.277	52.294
2	1	2:11.208	40.975	48.496	41.737	7	1	2:11.961	40.740	49.464	41.757
3	1	2:08.828	41.091	47.561	40.176	8	1	2:07.262	39.532	46.883	40.847
4	1	2:06.653	39.418	47.032	40.203	9	1	2:18.701	39.522	51.300	47.879
5	1	2:06.216	39.366	46.381	40.469						

46 Bradley Smith () (MAN)

Theoretische Bestzeit: 2:04.043

Lap	D	Time	S1	S2	S3	Lap	D	Time	S1	S2	S3
1	1	3:18.487	1:27.842	59.036	51.609	4	1	2:04.890	39.891	45.588	39.411
2	1	2:24.461	42.299	47.618		5	1	2:04.043	39.435	45.543	39.065
3	1	5:57.385		48.591	45.152	6	1	2:41.239	43.447	52.938	

50 Willem Breedijk () (Volvo)

Theoretische Bestzeit:

Lap	D	Time	S1	S2	S3	Lap	D	Time	S1	S2	S3
1	1	4:11.771		1:03.267		2	1	16:25.911		51.054	42.720

51 Bjorn Tjihuis () (DAF)

Theoretische Bestzeit: 2:05.339

Lap	D	Time	S1	S2	S3	Lap	D	Time	S1	S2	S3
1	1	4:02.488	1:49.561	1:04.312	1:08.615	5	1	2:07.291	40.008	46.762	40.521
2	1	2:43.446	46.378	53.171		6	1	2:07.005	39.926	47.038	40.041
3	1	4:42.014		50.759	49.929	7	1	2:05.339	39.553	46.278	39.508
4	1	2:07.284	40.259	47.045	39.980	8	1	2:26.637	39.763	48.549	

68 Craig Reid () (Iveco)

Theoretische Bestzeit: 2:03.002

Lap	D	Time	S1	S2	S3	Lap	D	Time	S1	S2	S3
1	1	2:39.029	1:03.987	52.318	42.724	6	1	2:04.139	38.865	46.093	39.181
2	1	2:09.457	39.559	48.541	41.357	7	1	2:04.309	38.909	46.103	39.297
3	1	2:08.015	39.403	47.857	40.755	8	1	2:03.577	38.519	46.051	39.007
4	1	2:06.625	39.419	47.617	39.589	9	1	2:21.463	41.836	53.549	46.078
5	1	2:04.360	38.860	45.476	40.024	10	1	2:05.720	39.502	46.357	39.861

89 Simon Reid () (Iveco)

Theoretische Bestzeit: 2:05.479

Lap	D	Time	S1	S2	S3	Lap	D	Time	S1	S2	S3
1	1	2:37.240	1:02.532	52.280	42.428	5	1	2:20.658	44.589	51.608	44.461
2	1	2:09.306	40.278	48.438	40.590	6	1	2:05.776	39.594	46.261	39.921
3	1	2:06.553	40.056	46.703	39.794	7	1	2:16.757	39.424	46.748	50.585
4	1	2:06.412	39.655	46.476	40.281	8	1	3:03.090	48.360	1:02.899	

92 Simon Faulkner () (Iveco)

Theoretische Bestzeit: 2:05.267

Lap	D	Time	S1	S2	S3	Lap	D	Time	S1	S2	S3
1	1	3:53.726	1:44.853	58.683	1:10.190	6	1	2:30.224	49.246	58.421	42.557
2	1	2:08.201	40.766	47.931	39.504	7	1	2:05.710	38.960	46.876	39.874
3	1	2:09.692	39.305	48.227	42.160	8	1	2:07.442	39.047	48.101	40.294
4	1	2:33.918	53.368	58.317	42.233	9	1	3:06.332	53.295	1:02.784	
5	1	2:06.610	38.887	47.074	40.649						

95 Richard Collett () (MAN)

Theoretische Bestzeit: 2:03.795

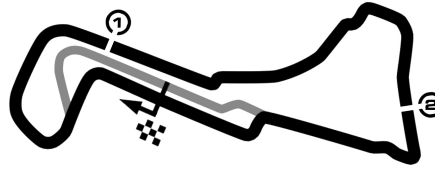
Lap	D	Time	S1	S2	S3	Lap	D	Time	S1	S2	S3
1	1	00.000		1:02.428	50.918	5	1	3:00.565		46.450	39.398
2	1	2:06.040	38.813	47.454	39.773	6	1	2:04.750	38.480	47.064	39.206
3	1	2:05.298	38.139	47.213	39.946	7	1	2:46.223	38.639	1:00.034	

XWIFT BELGIAN TRUCK GRAND PRIX

Circuit Zolder, length 4000 m

21 - 23 June 2024

Dutch Truck Racing Cup



Lap Analysis qualifying 1, 22.06.2024

-Reg.No.: C-Z-BTGP-SUP-M43-V2-

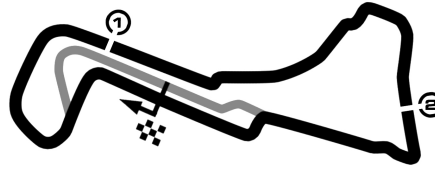
Lap	D	Time	S1	S2	S3	Lap	D	Time	S1	S2	S3
4	1	2:32.139	40.917	46.648							

XWIFT BELGIAN TRUCK GRAND PRIX

Circuit Zolder, length 4000 m

21 - 23 June 2024

Dutch Truck Racing Cup



Lap Analysis qualifying 1, 22.06.2024

-Reg.No.: C-Z-BTGP-SUP-M43-V2-

96 Sami Ojanen () (Mercedes)

Theoretische Bestzeit: 2:09.454

Lap	D	Time	S1	S2	S3	Lap	D	Time	S1	S2	S3
1	1	3:34.746	1:30.010	59.908	1:04.828	4	1	2:11.127	41.597	48.247	41.283
2	1	2:12.374	40.998	49.428	41.948	5	1	2:55.530	40.197	1:02.528	
3	1	2:23.848	51.814	49.964	42.070	6	1	6:45.540		49.862	41.010