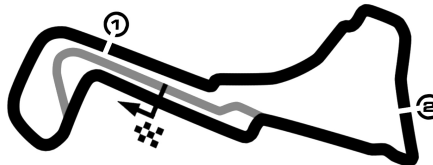


# XWIFT BELGIAN TRUCK GRAND PRIX

Circuit Zolder, length 4000 m

21 - 23 June 2024

Dutch Truck Racing Cup



## Lap Analysis free practice 2, 21.06.2024

-Reg.No.: C-Z-BTGP-SUP-M43-V2-

### 2 Ray Coleman () (MAN)

Theoretische Bestzeit: 2:18.657

Lap	D	Time	S1	S2	S3	Lap	D	Time	S1	S2	S3
1	1	2:51.211	1:07.021	56.942	47.248	8	1	2:20.836	44.719	52.374	43.743
2	1	2:29.549	45.714	56.991	46.844	9	1	2:20.566	44.188	52.169	44.209
3	1	2:21.574	45.200	52.211	44.163	10	1	2:19.874	44.602	<b>51.818</b>	43.454
4	1	2:20.027	43.930	52.294	43.803	11	1	2:19.953	43.972	52.213	43.768
5	1	2:20.334	44.462	52.340	43.532	12	1	2:19.988	<b>43.576</b>	52.975	43.437
6	1	<b>2:19.540</b>	44.326	51.951	<b>43.263</b>	13	1	2:21.202	44.183	52.728	44.291
7	1	2:19.662	43.802	52.405	43.455						

### 3 Stefan Kursch () (MAN)

Theoretische Bestzeit: 2:19.385

Lap	D	Time	S1	S2	S3	Lap	D	Time	S1	S2	S3
1	1	3:19.990	1:33.779	56.712	49.499	7	1	2:22.002	<b>44.606</b>	53.047	44.349
2	1	2:30.915	45.349	56.536	49.030	8	1	2:24.651	47.420	53.178	44.053
3	1	2:23.852	45.205	53.890	44.757	9	1	2:21.033	44.682	52.286	44.065
4	1	2:21.808	45.146	52.039	44.623	10	1	2:33.316	47.407	56.528	49.381
5	1	2:42.718	46.334	52.956		11	1	<b>2:19.602</b>	44.823	<b>50.827</b>	<b>43.952</b>
6	1	4:16.911		54.793	44.341	12	1	2:52.759	44.899	53.569	

### 4 Frans Smit () (MAN)

Theoretische Bestzeit: 2:23.359

Lap	D	Time	S1	S2	S3	Lap	D	Time	S1	S2	S3
1	1	3:18.573	1:36.915	55.269	46.389	5	1	2:24.088	45.607	53.435	45.046
2	1	2:24.527	45.679	53.560	45.288	6	1	2:47.120	45.777	1:15.926	45.417
3	1	2:24.497	45.839	53.638	<b>45.020</b>	7	1	2:44.394	45.931	54.984	
4	1	<b>2:23.909</b>	<b>45.154</b>	<b>53.185</b>	45.570						

### 6 John Powell () (DAF)

Theoretische Bestzeit: 2:31.308

Lap	D	Time	S1	S2	S3	Lap	D	Time	S1	S2	S3
1	1	<b>2:47.749</b>	1:03.163	57.341	<b>47.245</b>	3	1	4:19.767		1:02.321	49.141
2	1	2:52.244	<b>47.279</b>	<b>56.784</b>		4	1	3:17.408	49.668	1:07.903	

### 15 Erwin Kleinnagelvoort () (Scania)

Theoretische Bestzeit: 2:19.661

Lap	D	Time	S1	S2	S3	Lap	D	Time	S1	S2	S3
1	1	2:58.497	1:17.930	55.103	45.464	7	1	2:21.547	45.214	52.132	44.201
2	1	2:26.551	45.513	52.755	48.283	8	1	2:22.487	46.847	51.804	43.836
3	1	2:24.818	45.487	53.478	45.853	9	1	2:37.816	<b>44.401</b>	52.662	
4	1	2:23.594	44.906	53.311	45.377	10	1	4:01.328		53.434	44.007
5	1	2:22.210	44.717	53.465	44.028	11	1	<b>2:19.799</b>	44.539	<b>51.692</b>	<b>43.568</b>
6	1	2:21.821	45.130	52.326	44.365						

### 31 Jarno vd Pol () (Ford)

Theoretische Bestzeit: 2:33.729

Lap	D	Time	S1	S2	S3	Lap	D	Time	S1	S2	S3
1	1	3:12.139	1:15.499	1:01.270	55.370	5	1	2:35.080	48.430	58.116	<b>48.534</b>
2	1	3:16.520	1:07.384	1:00.843		6	1	2:36.238	48.352	58.462	49.424
3	1	9:03.347		1:01.568	50.268	7	1	<b>2:33.812</b>	<b>47.988</b>	<b>57.207</b>	48.617
4	1	2:35.292	48.976	57.452	48.864	8	1	3:19.263	1:11.650	1:00.645	

### 32 Jock Borthwick () (MAN)

Theoretische Bestzeit: 2:17.426

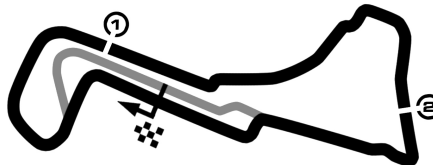
Lap	D	Time	S1	S2	S3	Lap	D	Time	S1	S2	S3
1	1	2:52.114	1:09.173	55.791	47.150	7	1	<b>2:18.126</b>	<b>43.193</b>	<b>51.040</b>	43.893
2	1	2:34.788	45.886	56.851	52.051	8	1	2:19.142	43.885	52.064	<b>43.193</b>
3	1	2:24.314	44.673	53.345	46.296	9	1	2:20.086	44.025	51.198	44.863
4	1	2:25.707	45.546	54.108	46.053	10	1	2:59.089	43.488	51.882	
5	1	2:22.009	43.915	52.348	45.746	11	1	5:12.893		52.072	44.033
6	1	2:23.062	44.551	53.515	44.996						

# XWIFT BELGIAN TRUCK GRAND PRIX

Circuit Zolder, length 4000 m

21 - 23 June 2024

Dutch Truck Racing Cup



## Lap Analysis free practice 2, 21.06.2024

-Reg.No.: C-Z-BTGP-SUP-M43-V2-

45 Robbin Kruithof () (Scania)						Theoretische Bestzeit: 2:19.915					
Lap	D	Time	S1	S2	S3	Lap	D	Time	S1	S2	S3
1	1	3:47.096	2:01.907	58.512	46.677	7	1	2:23.749	44.704	52.602	46.443
2	1	2:23.871	45.168	53.279	45.424	8	1	2:22.143	44.673	52.988	44.482
3	1	2:23.707	45.705	53.030	44.972	9	1	2:22.961	45.343	53.021	44.597
4	1	2:25.092	46.671	52.737	45.684	10	1	<b>2:19.915</b>	<b>44.219</b>	<b>51.774</b>	<b>43.922</b>
5	1	2:22.764	45.091	52.892	44.781	11	1	2:37.848	47.383	59.041	51.424
6	1	2:34.535	44.807	56.794	52.934	12	1	2:40.079	44.718	52.603	

46 Bradley Smith () (MAN)						Theoretische Bestzeit: 2:24.572					
Lap	D	Time	S1	S2	S3	Lap	D	Time	S1	S2	S3
1	1	4:51.118		58.323		5	1	<b>2:27.941</b>	46.992	54.180	46.769
2	1	7:11.261		54.501	46.658	6	1	2:39.930	46.549	<b>53.689</b>	
3	1	2:29.863	47.849	55.160	46.854	7	1	7:19.029		53.960	<b>45.135</b>
4	1	2:29.615	47.938	56.096	45.581	8	1	2:58.228	<b>45.748</b>	54.183	

50 Willem Breedijk () (Volvo)						Theoretische Bestzeit: 2:47.418					
Lap	D	Time	S1	S2	S3	Lap	D	Time	S1	S2	S3
1	1	3:26.861		<b>56.525</b>		3	1	3:45.036	<b>1:01.496</b>	1:19.379	
2	1	<b>12:40.387</b>		57.476	<b>49.397</b>						

51 Bjorn Tijhuis () (DAF)						Theoretische Bestzeit: 2:19.736					
Lap	D	Time	S1	S2	S3	Lap	D	Time	S1	S2	S3
1	1	3:13.089	1:24.593	59.263	49.233	7	1	2:27.460	44.165	55.884	47.411
2	1	2:25.073	46.449	53.877	44.747	8	1	<b>2:20.257</b>	44.417	52.127	<b>43.713</b>
3	1	2:43.621	45.504	53.116	1:05.001	9	1	2:29.008	<b>44.096</b>	52.361	
4	1	2:32.550	44.834	<b>51.927</b>		10	1	2:57.189		55.927	46.167
5	1	3:21.164		52.326	50.593	11	1	3:09.951	1:11.839	57.205	
6	1	2:51.266	56.169	1:09.698	45.399						

68 Craig Reid () (Iveco)						Theoretische Bestzeit: 2:18.067					
Lap	D	Time	S1	S2	S3	Lap	D	Time	S1	S2	S3
1	1	2:53.002	1:11.490	54.305	47.207	8	1	2:19.563	43.800	52.533	43.230
2	1	2:29.519	45.867	56.495	47.157	9	1	<b>2:18.601</b>	44.297	<b>51.447</b>	<b>42.857</b>
3	1	2:24.768	45.069	54.239	45.460	10	1	2:19.296	44.225	51.807	43.264
4	1	2:19.867	44.287	51.861	43.719	11	1	2:19.639	44.042	52.406	43.191
5	1	2:20.573	44.292	52.953	43.328	12	1	2:20.459	44.219	53.368	42.872
6	1	2:20.452	44.294	52.469	43.689	13	1	2:22.994	<b>43.763</b>	54.404	44.827
7	1	2:19.461	43.897	52.601	42.963						

89 Simon Reid () (Iveco)						Theoretische Bestzeit: 2:17.683					
Lap	D	Time	S1	S2	S3	Lap	D	Time	S1	S2	S3
1	1	2:55.812	1:16.135	54.283	45.394	7	1	4:52.906		58.710	54.241
2	1	2:27.267	44.538	55.622	47.107	8	1	2:20.859	45.158	52.101	43.600
3	1	2:24.963	44.884	54.498	45.581	9	1	2:20.610	44.359	51.634	44.617
4	1	2:21.198	44.330	52.449	44.419	10	1	<b>2:17.920</b>	<b>43.610</b>	51.225	<b>43.085</b>
5	1	2:21.723	44.146	52.801	44.776	11	1	2:18.071	43.777	<b>50.988</b>	43.306
6	1	3:02.254	49.753	1:02.097							

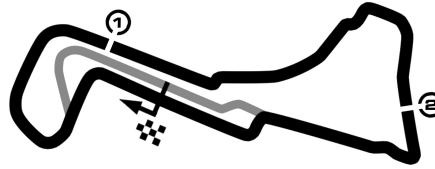
92 Simon Faulkner () (Iveco)						Theoretische Bestzeit: 2:28.268					
Lap	D	Time	S1	S2	S3	Lap	D	Time	S1	S2	S3
1	1	3:26.398	1:39.344	58.732	48.322	6	1	2:30.773	47.674	56.253	46.846
2	1	2:33.157	49.055	57.284	46.818	7	1	2:29.907	47.718	55.555	46.634
3	1	2:32.308	48.635	56.452	47.221	8	1	2:29.105	<b>47.041</b>	56.168	45.896
4	1	2:34.034	49.609	57.396	47.029	9	1	<b>2:28.517</b>	47.290	<b>55.409</b>	<b>45.818</b>
5	1	2:30.813	48.525	56.439	45.849	10	1	3:42.586	57.578	1:15.224	

# XWIFT BELGIAN TRUCK GRAND PRIX

Circuit Zolder, length 4000 m

21 - 23 June 2024

Dutch Truck Racing Cup



## Lap Analysis free practice 2, 21.06.2024

-Reg.No.: C-Z-BTGP-SUP-M43-V2-

### 95 Richard Collett () (MAN)

Theoretische Bestzeit: 2:19.816

Lap	D	Time	S1	S2	S3	Lap	D	Time	S1	S2	S3
1	1	2:43.125	1:01.104	55.732	46.289	7	1	<b>2:20.063</b>	43.812	<b>52.629</b>	<b>43.622</b>
2	1	2:26.257	45.791	54.932	45.534	8	1	2:21.636	43.857	53.539	44.240
3	1	2:23.272	44.519	53.557	45.196	9	1	3:05.870	1:26.605	55.248	44.017
4	1	2:22.027	43.677	53.294	45.056	10	1	2:21.286	44.182	52.667	44.437
5	1	2:20.510	43.807	53.002	43.701	11	1	2:55.168	<b>43.565</b>	54.450	
6	1	2:21.171	43.814	53.134	44.223						

### 96 Sami Ojanen () (Mercedes)

Theoretische Bestzeit: 2:24.611

Lap	D	Time	S1	S2	S3	Lap	D	Time	S1	S2	S3
1	1	2:49.725	1:05.885	56.563	47.277	8	1	2:28.341	46.288	55.659	46.394
2	1	2:30.127	46.589	56.473	47.065	9	1	2:28.318	45.729	56.153	46.436
3	1	2:30.699	45.568	56.018	49.113	10	1	2:27.627	45.358	55.415	46.854
4	1	2:27.395	<b>45.312</b>	54.102	47.981	11	1	<b>2:25.228</b>	45.699	<b>54.006</b>	45.523
5	1	2:29.950	46.149	55.672	48.129	12	1	2:25.399	45.746	54.360	<b>45.293</b>
6	1	2:27.064	45.863	54.411	46.790	13	1	2:46.939	46.392	57.806	1:02.741
7	1	2:28.404	46.672	55.498	46.234						