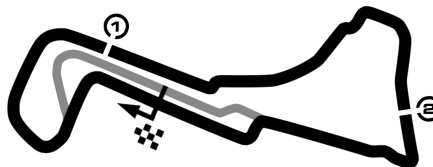


# XWIFT BELGIAN TRUCK GRAND PRIX

Circuit Zolder, length 4000 m

21 - 23 June 2024

Dutch Truck Racing Cup



## Lap Analysis free practice 1, 21.06.2024

-Reg.No.: C-Z-BTGP-SUP-M43-V2-

### 2 Ray Coleman () (MAN)

Theoretische Bestzeit: 2:26.255

Lap	D	Time	S1	S2	S3	Lap	D	Time	S1	S2	S3
1	1	3:35.584	1:34.080	1:03.959	57.545	5	1	3:48.366	49.310	1:18.572	
2	1	4:51.504	1:14.405	1:33.859		6	1	7:36.921		57.800	47.012
3	1	7:07.810		1:00.743	49.167	7	1	<b>2:26.255</b>	<b>46.288</b>	<b>54.821</b>	<b>45.146</b>
4	1	2:38.929	49.443	1:00.204	49.282						

### 3 Stefan Kursch () (MAN)

Theoretische Bestzeit: 2:23.516

Lap	D	Time	S1	S2	S3	Lap	D	Time	S1	S2	S3
1	1	3:34.271	1:32.660	1:03.524	58.087	5	1	3:36.644	46.398	1:12.171	
2	1	4:48.764	1:14.189	1:33.965		6	1	7:28.584		54.662	45.929
3	1	6:52.908		56.231	48.485	7	1	<b>2:23.516</b>	<b>45.230</b>	<b>53.615</b>	<b>44.671</b>
4	1	2:27.340	46.591	54.838	45.911						

### 4 Frans Smit () (MAN)

Theoretische Bestzeit: 2:25.245

Lap	D	Time	S1	S2	S3	Lap	D	Time	S1	S2	S3
1	1	3:07.048	1:19.551	58.913	48.584	5	1	3:22.338	47.517	1:08.941	
2	1	4:14.497	1:03.063	1:29.737		6	1	7:42.277		54.388	45.892
3	1	7:44.375		55.149	46.371	7	1	<b>2:25.245</b>	<b>45.726</b>	<b>54.294</b>	<b>45.225</b>
4	1	2:28.164	46.896	55.148	46.120						

### 5 Adam Bint () (Volvo)

Theoretische Bestzeit: 2:28.600

Lap	D	Time	S1	S2	S3	Lap	D	Time	S1	S2	S3
1	1	3:55.804		1:02.349		4	1	3:54.498	55.873	1:22.428	
2	1	11:39.995		1:01.609	48.667	5	1	6:56.898		57.578	46.987
3	1	2:39.143	49.719	1:00.247	49.177	6	1	<b>2:28.600</b>	<b>47.220</b>	<b>54.766</b>	<b>46.614</b>

### 6 John Powell () (DAF)

Theoretische Bestzeit: 2:35.012

Lap	D	Time	S1	S2	S3	Lap	D	Time	S1	S2	S3
1	1	4:03.634		1:01.882		4	1	3:32.747	49.049	1:09.157	
2	1	11:11.317		59.496	49.334	5	1	7:42.546		58.491	49.540
3	1	2:37.339	50.406	<b>57.836</b>	<b>49.097</b>	6	1	<b>2:36.446</b>	<b>48.079</b>	58.226	50.141

### 15 Erwin Kleinnagelvoort () (Scania)

Theoretische Bestzeit: 2:24.438

Lap	D	Time	S1	S2	S3	Lap	D	Time	S1	S2	S3
1	1	3:02.057	1:16.373	57.930	47.754	4	1	<b>2:25.702</b>	<b>46.315</b>	53.828	45.559
2	1	3:34.752	54.535	1:17.360		5	1	9:13.601	7:00.506	1:06.266	
3	1	8:22.816		55.431	46.705	6	1	4:03.437		<b>53.312</b>	<b>44.811</b>

### 31 Jarno vd Pol () (Ford)

Theoretische Bestzeit: 2:41.274

Lap	D	Time	S1	S2	S3	Lap	D	Time	S1	S2	S3
1	1	3:45.664		1:06.521		4	1	3:56.642	54.608	1:22.573	
2	1	11:44.708		1:02.391	51.869	5	1	8:18.234		<b>59.905</b>	<b>49.003</b>
3	1	<b>2:46.695</b>	<b>52.366</b>	1:00.360	53.969						

### 32 Jock Borthwick () (MAN)

Theoretische Bestzeit: 2:26.083

Lap	D	Time	S1	S2	S3	Lap	D	Time	S1	S2	S3
1	1	11:52.265		58.271		4	1	6:48.974	2:01.971	2:21.291	
2	1	4:30.344		1:00.063	49.928	5	1	3:39.066		59.668	47.239
3	1	2:49.608	49.257	58.639	1:01.712	6	1	<b>2:26.083</b>	<b>46.085</b>	<b>54.658</b>	<b>45.340</b>

### 42 Christian Ruppert () (Iveco)

Theoretische Bestzeit: 2:46.534

Lap	D	Time	S1	S2	S3	Lap	D	Time	S1	S2	S3
1	1	3:31.402	1:21.605	1:10.120	59.677	4	1	<b>2:47.370</b>	<b>53.623</b>	<b>1:02.862</b>	50.885
2	1	4:47.609	1:13.346	1:35.344		5	1	4:20.422	1:03.553	1:18.385	
3	1	7:42.098		1:04.698	<b>50.049</b>						

### 45 Robbin Kruihof () (Scania)

Theoretische Bestzeit: 2:24.078

Lap	D	Time	S1	S2	S3	Lap	D	Time	S1	S2	S3
1	1	3:25.541	1:29.436	1:02.221	53.884	5	1	3:30.500	46.021	1:08.384	

Timekeeping and Dataservice: wige SOLUTIONS GmbH & Co. KG, Meckenheim (GER)



Chief timekeeping: Stefan Schlerkmann, Roetgen (GER), s.schlerkmann@stimeperformance.de

Page 1

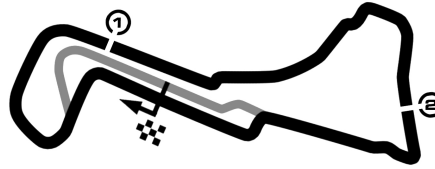
printed : 21.6.2024 - 15:25

# XWIFT BELGIAN TRUCK GRAND PRIX

Circuit Zolder, length 4000 m

21 - 23 June 2024

Dutch Truck Racing Cup



## Lap Analysis free practice 1, 21.06.2024

-Reg.No.: C-Z-BTGP-SUP-M43-V2-

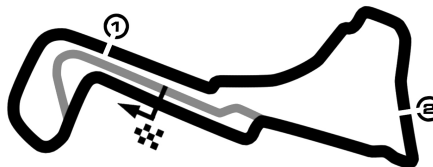
Lap	D	Time	S1	S2	S3	Lap	D	Time	S1	S2	S3
2	1	4:40.275	1:16.252	1:35.996		6	1	7:36.161		54.912	45.834
3	1	7:08.824		59.524	48.517	7	1	<b>2:24.078</b>	<b>45.490</b>	<b>53.541</b>	<b>45.047</b>
4	1	2:27.924	46.849	54.480	46.595						

# XWIFT BELGIAN TRUCK GRAND PRIX

Circuit Zolder, length 4000 m

21 - 23 June 2024

Dutch Truck Racing Cup



## Lap Analysis free practice 1, 21.06.2024

-Reg.No.: C-Z-BTGP-SUP-M43-V2-

### 46 Bradley Smith () (MAN)

Theoretische Bestzeit: 2:29.789

Lap	D	Time	S1	S2	S3	Lap	D	Time	S1	S2	S3
1	1	4:13.034		1:03.388		4	1	4:01.248	54.630	1:21.875	
2	1	11:31.143		1:00.707	48.294	5	1	7:23.247		58.533	46.657
3	1	2:35.572	49.291	58.988	47.293	6	1	<b>2:29.789</b>	<b>47.814</b>	<b>56.102</b>	<b>45.873</b>

### 50 Willem Breedijk () (Volvo)

Theoretische Bestzeit: 2:38.718

Lap	D	Time	S1	S2	S3	Lap	D	Time	S1	S2	S3
1	1	3:16.017	1:22.938	1:00.487	52.592	4	1	<b>2:38.718</b>	<b>50.163</b>	<b>1:00.091</b>	<b>48.456</b>
2	1	4:10.192	1:08.585	1:20.148		5	1	3:52.810	52.772	1:18.750	
3	1	8:07.421		1:00.497	49.054	6	1	8:12.131		1:09.360	

### 51 Bjorn Tjihuis () (DAF)

Theoretische Bestzeit:

Lap	D	Time	S1	S2	S3	Lap	D	Time	S1	S2	S3
1	1	2:56.717				5	1	3:07.627			
2	1	3:30.317				6	1	8:53.473			
3	1	8:35.238				7	1	2:26.032			
4	1	<b>2:25.259</b>									

### 68 Craig Reid () (Iveco)

Theoretische Bestzeit: 2:23.011

Lap	D	Time	S1	S2	S3	Lap	D	Time	S1	S2	S3
1	1	3:03.981	1:18.098	58.301	47.582	5	1	3:11.489	46.111	54.286	
2	1	3:51.480	56.017	1:19.699		6	1	8:11.165		<b>53.492</b>	45.153
3	1	7:49.443		55.365	45.735	7	1	2:25.528	<b>44.958</b>	54.002	46.568
4	1	<b>2:25.063</b>	46.740	53.762	<b>44.561</b>						

### 88 Jos Scholten () (Scania)

Theoretische Bestzeit: 2:45.770

Lap	D	Time	S1	S2	S3	Lap	D	Time	S1	S2	S3
1	1	<b>16:20.567</b>	14:23	1:06.399	<b>51.077</b>	2	1	3:12.525	<b>54.324</b>	<b>1:00.361</b>	

### 89 Simon Reid () (Iveco)

Theoretische Bestzeit: 2:20.655

Lap	D	Time	S1	S2	S3	Lap	D	Time	S1	S2	S3
1	1	3:16.938	1:25.131	59.481	52.326	5	1	3:10.544	45.596	57.427	
2	1	4:16.831	1:10.354	1:26.064		6	1	8:05.110		<b>52.352</b>	44.462
3	1	7:20.906		56.426	46.106	7	1	<b>2:21.555</b>	<b>44.358</b>	53.252	<b>43.945</b>
4	1	2:24.155	45.921	53.412	44.822						

### 92 Simon Faulkner () (Iveco)

Theoretische Bestzeit: 2:32.454

Lap	D	Time	S1	S2	S3	Lap	D	Time	S1	S2	S3
1	1	16:17.731	14:22	1:05.843	49.531	4	1	3:42.047		58.051	47.297
2	1	2:57.397	52.745	1:02.528	1:02.124	5	1	<b>2:32.454</b>	<b>48.935</b>	<b>56.381</b>	<b>47.138</b>
3	1	6:55.352	2:03.891	2:20.090							

### 95 Richard Collett () (MAN)

Theoretische Bestzeit:

Lap	D	Time	S1	S2	S3	Lap	D	Time	S1	S2	S3
1	1	3:53.768		1:02.012		2	1	11:30.072		<b>56.191</b>	

### 96 Sami Ojanen () (Mercedes)

Theoretische Bestzeit: 2:26.408

Lap	D	Time	S1	S2	S3	Lap	D	Time	S1	S2	S3
1	1	4:21.546		1:00.992		4	1	3:56.567	51.110	1:29.126	
2	1	11:06.315		1:01.923	48.701	5	1	7:29.556		55.706	45.397
3	1	2:30.271	48.313	54.860	47.098	6	1	<b>2:26.408</b>	<b>46.432</b>	<b>54.716</b>	<b>45.260</b>