

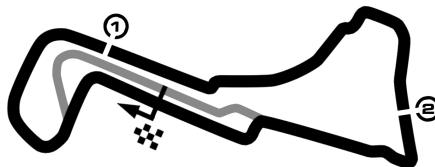
XWIFT BELGIAN TRUCK GRAND PRIX

Circuit Zolder, length 4000 m

21 - 23 June 2024

Belcar Endurance Championship

Lap by Lap race, 23.06.2024



-Reg.No.: C-Z-BTGP-SUP-M43-V2-

1 Bert Longin , Audi GT2 R8 GTA / BEL															
1	1:41.574	2	3:55.100	3	3:58.094	4	2:53.701	5	1:33.857	6	1:32.359	7	1:32.737	8	1:32.097
9	1:32.654	10	1:32.057	11	1:31.837	12	1:32.470	13	1:33.875	14	1:32.107	15	1:35.186	16	1:32.255
17	1:31.979	18	1:33.338	19	1:31.625	20	1:32.418	21	1:32.551	22	1:33.685	23	1:33.268	24	1:32.094
25	1:33.103	26	1:33.134	27	1:32.308	28	1:34.284	29	1:32.824	30	1:33.031	31	1:32.639	32	1:33.203
33	1:33.289	34	1:35.177	35	1:33.050	36	1:33.785	pit	1:43.029	38	2:37.258	39	1:36.547	40	1:36.052
41	1:35.087	42	1:35.581	43	1:35.690	44	1:37.639	45	1:33.855	46	1:35.674	47	1:35.851	48	1:34.416
49	1:33.935	50	1:34.201	51	1:34.821	52	1:34.508	pit	1:47.646	54	2:27.439	55	1:30.795	56	1:31.511
57	1:31.116	58	1:33.260	59	1:30.419	60	1:31.781	61	1:30.817	62	1:31.078	63	1:31.069	64	1:32.545
pit	1:41.340	66	1:55.480	67	1:32.753	68	1:32.323	69	1:31.029	70	1:31.615	71	1:33.682	72	1:31.937
73	1:32.678	74	1:32.443	75	1:32.463	76	1:33.761								

6 Fabio-Yannik Laschet , Aston Martin V8 Vantage N430 TA /															
1	2:28.324	2	4:00.425	3	4:00.248	4	2:29.804	5	1:48.479	6	1:47.725	7	1:47.087	8	1:46.378
9	1:46.767	10	1:46.660	11	1:46.633	12	1:45.679	13	2:30.690	14	1:47.723	15	1:47.380	16	1:46.910
17	1:46.288	18	1:48.346	19	1:48.202	20	1:49.182	21	1:47.989	22	1:50.687	23	1:46.890	pit	1:59.310
25	4:41.702	26	1:55.071	27	1:57.467	28	1:55.776	29	1:58.305	30	2:00.870	31	1:59.277	32	2:00.461
33	2:02.817	34	1:55.814	35	1:56.910	36	1:59.233	37	1:57.336	38	1:55.296	39	1:56.308	40	2:00.438
41	2:24.240	42	2:09.572	43	2:07.928	pit	2:16.205	45	4:26.820	46	1:48.991	47	1:47.002	48	1:47.111
49	1:48.291	50	1:47.468	51	1:49.591	52	1:47.330	53	1:48.388	54	1:48.971	55	1:48.904	56	1:47.789
57	1:48.684	58	1:47.360	59	1:48.353	60	1:48.151	61	1:48.875	62	1:47.685				

8 Evren Yonem , Porsche 992 GTA / NLD															
1	2:01.261	2	4:01.244	3	4:02.369	4	2:34.920	5	1:34.440	6	1:35.323	7	1:34.686	8	1:35.200
9	1:33.214	10	1:34.303	11	1:34.239	12	1:32.918	13	1:33.591	14	1:33.845	15	1:32.793	16	1:33.905
17	1:33.890	18	1:33.077	19	1:33.889	20	1:32.879	21	1:33.621	22	1:32.663	23	1:32.696	24	1:34.084
25	1:33.614	26	1:34.500	27	1:32.971	28	1:33.444	29	1:33.224	30	1:33.294	31	1:34.023	32	1:32.407
33	1:34.425	34	1:33.671	35	1:34.372	36	1:35.063	37	1:33.349	38	1:34.047	39	1:32.984	40	1:34.230
41	1:34.383	pit	1:44.057	43	2:52.134	44	1:36.454	45	1:38.030	46	1:37.063	47	1:35.687	48	1:36.362
49	1:38.724	50	1:39.188	51	1:37.844	52	1:36.804	53	1:36.441	54	1:36.382	55	1:36.864	56	1:36.488
pit	1:54.745	58	2:36.101	59	1:35.134	60	1:34.906	61	1:36.779	pit	1:47.605	63	1:59.153	64	1:37.440
65	1:36.368	66	1:36.778	67	1:35.800	68	1:37.340	69	1:37.975	70	1:38.888	71	1:36.723	72	1:37.225
73	1:37.151	74	1:37.368												

9 Bryan Finders , BMW E90 325i TC / NLD															
1	3:06.335	2	4:01.913	3	4:06.617	4	2:13.506	5	1:58.221	6	2:00.173	7	1:56.366	pit	2:07.466
9	2:19.387	10	1:55.853	11	1:56.251	12	1:59.365	13	1:58.137	14	1:56.998	15	1:56.902	16	1:58.290
17	1:56.055	18	1:55.984	19	1:55.768	20	1:58.182	21	1:56.420	22	2:00.541	23	1:59.258	24	1:58.310
25	1:59.049	26	1:57.834	27	1:59.559	pit	2:07.219	29	3:28.243	30	1:58.010	31	1:59.174	32	1:57.253
33	1:59.450	34	1:58.484	35	1:58.123	36	1:57.587	37	1:58.381	38	1:57.276	39	1:58.225	40	1:58.728
41	2:03.249	pit	2:06.221	43	2:54.068	44	1:56.742	45	2:01.647	46	1:58.810	47	1:57.661	48	1:56.214
49	1:57.702	50	2:00.304	51	1:58.547	52	1:58.846	53	1:58.174	54	1:59.336	55	1:58.509	56	1:59.222
57	1:58.223	58	1:59.416	59	1:57.160	60	1:58.713								

14 Alexander Borgmans , BMW M235i Racing TA / BEL															
1	2:27.085	2	4:00.053	3	4:00.217	4	2:27.531	5	1:43.585	6	1:43.082	7	1:42.381	8	1:42.955
9	1:43.497	10	1:43.225	11	1:43.883	12	1:43.170	13	1:44.019	14	1:44.131	15	1:44.251	16	1:43.550
17	1:43.015	18	1:43.590	19	1:44.118	20	1:43.668	21	1:46.432	22	1:46.379	23	1:44.506	24	1:44.618
25	1:44.764	26	1:44.145	27	1:43.688	28	1:44.206	29	1:44.436	pit	1:55.612	31	3:28.632	32	1:44.046
33	1:44.649	34	1:44.374	35	1:44.673	36	1:43.833	37	1:43.240	38	1:44.252	39	1:45.252	40	1:44.284
41	1:47.409	42	1:43.638	43	1:43.386	44	1:43.577	45	1:45.847	46	1:42.959	47	1:43.434	48	1:44.139

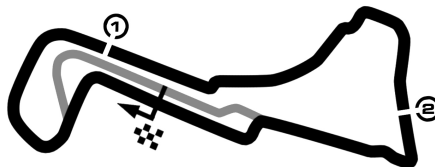
XWIFT BELGIAN TRUCK GRAND PRIX

Circuit Zolder, length 4000 m

21 - 23 June 2024

Belcar Endurance Championship

Lap by Lap race, 23.06.2024



-Reg.No.: C-Z-BTGP-SUP-M43-V2-

49	1:43.835	50	1:43.847	51	1:43.462	pit	1:52.769	53	2:54.205	54	1:43.429	55	1:44.665	56	1:45.906
57	1:44.830	58	1:44.955	59	1:45.215	60	1:44.583	61	1:45.745	62	1:46.301	63	1:47.611	64	1:44.612
65	1:43.587	66	1:43.712	67	1:43.986	68	1:43.494								

17 Rik Renmans , Porsche 992 GT3 Cup GTA / BEL

1	1:58.757	2	4:02.318	3	4:02.476	4	2:38.266	5	1:38.034	6	1:37.217	7	1:36.948	8	1:38.105
9	1:38.480	10	1:38.195	11	1:41.055	12	1:37.741	pit	1:50.798	14	3:30.693	15	1:35.426	16	1:34.568
17	1:35.326	18	1:34.738	19	1:34.801	20	1:34.371	21	1:35.717	22	1:35.034	23	1:34.859	24	1:36.611
25	1:34.179	26	1:34.655	27	1:36.013	28	1:35.770	29	1:35.677	30	1:35.497	31	1:35.431	32	1:34.865
33	1:35.693	34	1:35.338	35	1:35.405	36	1:35.719	37	1:36.087	38	1:35.264	39	1:35.234	40	1:34.794
41	1:35.736	42	1:35.005	43	1:36.179	44	1:35.772	45	1:35.007	46	1:34.444	47	1:37.947	48	1:35.365
49	1:35.932	50	1:37.549	51	1:34.407	52	1:35.373	53	1:35.256	pit	1:44.791	55	2:41.300	56	1:35.595
57	1:35.978	58	1:36.047	59	1:35.398	60	1:36.403	61	1:35.327	62	1:34.968	63	1:35.114	64	1:35.532
65	1:35.098	66	1:34.936	67	1:35.578	68	1:34.790	69	1:35.137	70	1:35.210	71	1:36.573	72	1:35.403
73	1:37.318														

23 Mick Meurrens , Porsche 992 GT3 Cup GTA / BEL

1	1:55.104	2	3:58.552	3	3:59.850	4	2:40.157	5	1:35.684	6	1:34.764	7	1:34.830	8	1:35.721
9	1:34.960	10	1:34.358	11	1:34.071	12	1:34.870	13	1:34.837	14	1:36.646	15	1:34.690	16	1:34.693
17	1:37.251	18	1:35.276	19	1:34.986	20	1:35.689	pit	1:43.627	22	2:58.779	pit	1:53.061	24	2:15.420
25	1:35.220	26	1:34.977	27	1:36.450	28	1:36.319	29	1:34.962	30	1:35.327	31	1:36.896	32	1:34.935
33	1:36.113	34	1:36.265	35	1:37.608	36	1:35.899	37	1:36.693	38	1:38.936	39	1:35.985	40	1:35.304
41	1:35.809	42	1:37.681	43	1:35.395	44	1:36.168	45	1:36.059	46	1:35.129	47	1:36.853	pit	1:46.510
49	3:09.711	50	1:39.898	51	1:36.898	52	1:36.278	53	1:36.710	54	1:36.912	55	1:36.361	56	1:34.805
57	1:35.755	58	1:36.228	59	1:36.741	60	1:38.818	61	1:35.776	pit	1:46.547	63	1:57.756	64	1:36.288
65	1:36.411	66	1:35.862	67	1:35.192	68	1:35.984	69	1:36.866	70	1:37.929	71	1:35.185	72	1:37.831
73	1:36.925														

34 Koen De Mulder , BMW 330i Clubssport TB / BEL

1	2:34.467	2	4:07.897	3	4:04.627	4	2:21.224	5	1:50.670	6	1:50.448	7	1:49.428	8	1:48.792
9	1:50.076	10	1:49.183	11	1:49.402	12	1:50.275	13	1:50.459	14	1:50.144	15	1:50.801	16	1:51.394
17	1:49.225	18	1:50.206	19	1:49.089	20	1:49.544	21	1:50.130	22	1:49.597	23	1:49.702	24	1:51.735
25	1:49.868	26	1:50.232	27	1:51.075	28	1:50.566	29	1:53.268	30	1:50.414	31	1:50.222	pit	2:01.585
33	3:25.164	34	1:51.494	35	1:50.772	36	1:49.651	37	1:49.898	38	1:50.634	39	1:49.153	40	1:49.552
41	2:02.390	42	1:54.013	43	1:51.447	44	1:50.593	45	1:51.807	pit	2:02.178	47	2:55.130	48	1:52.980
49	1:49.969	50	1:49.201	51	1:50.107	52	1:50.688	53	2:04.385	54	1:51.500	55	1:50.927	56	1:53.995
57	1:50.951	58	1:50.548	59	1:51.463	60	1:53.023	61	1:50.948	62	1:50.025	63	1:51.321	64	1:51.380

35 Tom Werckx , BMW 330i Clubssport TB / BEL

1	2:35.399	2	4:07.871	3	4:04.609	4	2:21.704	5	1:50.957	6	1:50.709	7	1:49.219	8	1:47.498
9	1:51.349	10	1:47.860	11	1:49.254	12	1:48.548	13	1:50.477	14	1:48.672	15	1:49.786	16	1:48.531
17	1:48.193	18	1:50.100	19	1:51.577	20	1:49.233	21	1:48.307	22	1:52.087	23	1:48.494	24	1:50.056
25	1:48.393	pit	2:02.862	27	4:01.333	28	1:48.576	29	1:49.114	30	1:49.560	31	1:48.137	32	1:48.626
33	1:48.864	34	1:47.768	35	1:48.923	36	1:48.812	37	1:49.391	38	1:49.602	39	1:49.421	40	1:48.138
41	1:50.164	42	1:50.290	43	1:49.776	44	1:50.869	45	1:50.870	46	1:48.432	pit	1:59.348	48	2:55.067
49	1:49.829	50	1:51.426	51	1:50.505	52	1:52.127	53	1:50.217	54	1:48.815	55	1:49.777	56	1:48.940
57	1:52.115	58	1:48.617	59	1:48.539	60	1:51.017	61	1:49.926	62	1:50.196	63	1:50.345	64	1:51.411

38 Dirk Van Rompuy , Porsche 992 GT3 Cup GTA / BEL

1	1:38.894	2	3:51.070	3	4:03.060	4	2:52.368	5	1:33.535	6	1:32.677	7	1:33.409	8	1:34.084
pit	1:42.168	10	1:55.204	11	1:32.228	12	1:32.340	13	1:32.380	14	1:32.747	15	1:32.990	16	1:32.961

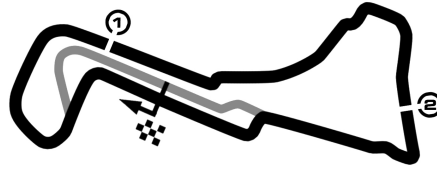
XWIFT BELGIAN TRUCK GRAND PRIX

Circuit Zolder, length 4000 m

21 - 23 June 2024

Belcar Endurance Championship

Lap by Lap race, 23.06.2024



-Reg.No.: C-Z-BTGP-SUP-M43-V2-

17	1:35.006	18	1:32.099	19	1:34.067	20	1:33.114	21	1:33.036	22	1:32.829	23	1:33.445	24	1:33.681
25	1:33.032	26	1:34.170	27	1:32.480	28	1:32.621	29	1:32.964	30	1:33.811	31	1:33.259	32	1:32.126
33	1:33.145	34	1:32.164	35	1:33.277	36	1:33.531	37	1:32.743	38	1:33.480	pit	1:41.579	40	3:13.068
41	1:49.342	42	1:47.425	43	1:49.943	44	1:47.099	45	1:44.429	46	1:43.026	47	1:45.718	48	1:43.193
49	1:43.690	50	1:42.908	51	1:40.896	52	1:42.482	53	1:42.324	pit	1:58.454	55	3:12.304	56	1:32.983
57	1:31.937	58	1:34.078	59	1:32.611	60	1:34.083	61	1:31.882	62	1:31.988	63	1:32.534	64	1:33.044
65	1:32.131	66	1:32.333	67	1:34.132	68	1:34.377	69	1:32.073	70	1:31.630	71	1:32.379	72	1:32.427
73	1:34.112														

43 Maxim Van Den Hove , Cupra TCR TA / BEL

1	2:11.126	2	4:02.935	3	4:00.432	4	2:32.505	5	1:40.464	6	1:39.074	7	1:39.152	8	1:39.215
9	1:40.932	10	1:40.695	11	1:40.413	12	1:40.585	13	1:40.446	14	1:43.695	15	1:43.022	16	1:39.926
17	1:40.786	18	1:40.588	19	1:41.764	pit	1:48.578	21	2:44.502	22	1:40.850	23	1:41.792	24	1:41.457
25	1:41.120	26	1:41.522	27	1:40.792	28	1:41.854	29	1:41.780	30	1:41.042	31	1:41.783	32	1:42.067
33	1:41.741	34	1:42.082	35	1:41.389	36	1:43.225	37	1:41.714	38	1:41.633	39	1:41.280	40	1:42.743
41	1:40.950	42	1:41.260	43	1:51.963	pit	1:49.501	45	3:40.845	46	1:46.617	47	1:45.094	48	1:46.272
49	1:46.041	50	1:45.020	51	1:45.473	52	1:46.230	53	1:46.381	54	1:44.709	55	1:45.986	56	1:45.967
57	1:45.035	58	1:44.149	59	1:44.904	60	1:45.289	61	1:44.830	62	1:45.951	63	1:45.093	64	1:45.719
65	1:44.298	66	1:44.728	67	1:44.592	68	1:45.819	69	1:46.240						

50 Vincent Convents , BMW 325i TC / BEL

1	2:47.179	2	4:08.670	3	3:57.214	4	2:17.377	5	1:51.474	6	1:51.399	7	1:51.923	8	1:52.445
9	1:51.547	10	1:51.800	11	1:52.165	12	1:52.573	13	1:52.152	14	1:54.245	15	1:51.967	16	1:51.063
17	1:52.007	18	1:52.729	19	1:53.169	20	1:51.528	21	1:51.182	22	1:51.590	23	1:51.462	24	1:51.403
25	1:52.948	26	1:51.158	pit	2:02.208	28	3:02.125	29	1:51.309	30	1:52.366	31	1:51.527	32	1:52.148
33	1:51.899	34	1:50.826	35	1:50.848	36	1:52.390	37	1:51.104	38	1:53.922	pit	2:01.929	40	3:46.089
41	1:51.319	42	1:51.146	43	1:51.520	44	1:51.503	45	1:52.895	46	1:50.645	47	1:50.523	48	1:51.789
49	1:51.622	50	1:51.523	51	1:51.346	52	1:52.417	53	1:51.493	54	1:51.497	55	1:51.993	56	1:52.203
57	1:52.233	58	1:52.907	59	1:52.717	60	1:51.680	61	1:51.598	62	1:52.889	63	1:51.029		

55 Filip Teunkens , Porsche 992 GTA / BEL

1	2:00.406	2	4:01.473	3	4:02.356	4	2:35.237	5	1:34.444	6	1:35.095	7	1:33.999	8	1:35.810
9	1:33.544	10	1:34.401	11	1:36.213	12	1:33.126	13	1:32.826	14	1:35.902	15	1:35.827	16	1:33.767
17	1:36.786	18	1:34.054	19	1:33.827	20	1:33.612	21	1:33.469	22	1:33.812	23	1:33.705	24	1:35.035
25	1:34.348	26	1:34.150	27	1:34.599	28	1:35.011	29	1:34.359	30	1:33.901	31	1:43.447	32	2:44.929
33	1:35.268	34	1:35.166	35	1:35.402	36	1:35.822	37	1:35.417	38	1:35.230	39	1:36.343	40	1:36.349
41	1:34.726	42	1:35.876	43	1:34.573	44	1:34.697	45	1:34.835	46	1:34.531	47	1:34.924	48	1:34.817
49	1:35.475	50	1:36.598	51	1:38.517	52	1:34.718	53	1:35.055	54	1:35.981	55	1:35.134	56	1:35.135
57	1:35.969	pit	1:47.558	59	2:46.393	60	1:34.231	61	1:34.637	62	1:35.926	63	1:33.721	64	1:33.187
65	1:34.518	66	1:33.812	67	1:33.440	68	1:34.726	69	1:32.804	70	1:34.125	71	1:33.654	72	1:35.243
73	1:35.719	74	1:34.300	75	1:32.839										

56 Jan Ooms , Porsche GT3 992 cup GTA / BEL

1	1:56.326	2	3:58.169	3	3:59.718	4	2:42.090	5	1:37.095	6	1:38.305	7	1:35.735	8	1:36.581
9	1:36.436	10	1:36.629	11	1:34.912	12	1:35.979	13	1:37.016	pit	1:47.352	15	2:53.462	16	1:33.350
17	1:33.540	18	1:33.409	19	1:33.485	20	1:32.930	21	1:33.774	22	1:32.751	23	1:35.045	24	1:34.557
25	1:34.570	26	1:33.715	27	1:33.405	28	1:32.668	29	1:32.713	30	1:34.266	31	1:41.359	32	1:33.552
33	1:33.502	34	1:33.842	35	1:34.409	36	1:34.291	37	1:33.532	38	1:33.683	39	1:34.167	40	1:34.748
41	1:33.096	42	1:33.456	43	1:34.125	44	1:34.811	45	1:35.464	46	1:33.730	47	1:33.476	48	1:32.859
49	1:33.781	50	1:33.806	51	1:35.839	52	1:33.936	53	1:47.718	54	2:44.967	55	1:33.075	56	1:33.771
57	1:34.720	58	1:33.406	59	1:33.685	60	1:35.041	61	1:33.984	62	1:33.086	63	1:33.134	64	1:34.671

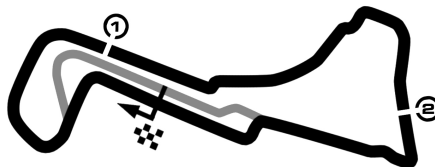
XWIFT BELGIAN TRUCK GRAND PRIX

Circuit Zolder, length 4000 m

21 - 23 June 2024

Belcar Endurance Championship

Lap by Lap race, 23.06.2024



-Reg.No.: C-Z-BTGP-SUP-M43-V2-

65	1:34.927	66	1:34.202	67	1:35.518	68	1:34.636	69	1:34.717	70	1:36.326	71	1:34.612	72	1:34.599
73	1:35.746	74	1:37.834	75	1:35.845										

57 Ive Van Der Aa , BMW G20 CS TB / BEL

1	2:59.233	2	4:03.812	3	4:08.626	4	2:09.781	5	1:55.543	6	1:55.332	7	1:55.042	8	1:53.706
9	1:52.832	10	1:54.980	11	1:53.761	12	1:53.321	13	1:52.978	14	1:55.405	15	1:55.739	16	1:52.825
17	1:52.597	18	1:54.092	pit	2:07.262	20	3:34.683	21	1:51.019	22	1:51.789	23	1:50.947	24	1:51.141
25	1:51.186	26	1:49.986	27	1:49.969	28	1:51.169	29	1:50.900	30	1:49.869	31	1:50.322	32	1:51.810
33	1:52.315	34	1:54.750	35	1:52.071	36	1:50.679	37	1:50.117	38	1:56.191	39	1:53.268	40	1:51.764
pit	2:00.136	42	3:38.155	43	3:19.829	44	2:03.402	45	1:56.089	46	1:54.177	47	1:52.572	48	1:52.700
49	1:52.377	50	1:53.724	51	1:52.688	52	1:52.536	53	1:53.719	54	1:52.381	55	1:52.312	56	1:52.610
57	1:52.976	58	1:51.338	59	1:51.964	60	1:52.226	61	1:59.410	62	2:03.178				

60 Steve Raymakers , BMW 325i TC / BEL

1	3:00.827	2	4:03.929	3	4:08.094	4	2:13.663	5	1:56.711	6	1:56.789	7	1:56.031	8	1:56.313
9	1:55.895	10	1:55.285	11	1:55.455	12	1:54.277	13	1:53.705	14	1:54.844	15	1:54.394	16	1:57.068
17	1:52.243	18	1:52.948	19	1:53.193	20	1:55.009	21	1:56.546	22	1:52.891	23	1:54.000	pit	2:04.449
25	3:50.810	26	1:54.657	27	1:53.216	28	1:53.488	29	1:53.964	30	1:54.704	31	1:53.398	32	1:53.106
33	1:56.327	34	1:54.881	35	1:54.088	36	1:52.953	37	1:54.896	38	1:54.462	39	1:53.154	pit	2:06.079
41	3:25.804	42	1:53.762	43	1:51.153	44	1:51.013	45	1:51.206	46	1:51.206	47	1:50.022	48	1:49.953
49	1:49.848	50	1:51.409	51	1:50.270	52	1:49.727	53	1:50.476	54	1:52.011	55	1:50.935	56	1:51.830
57	1:50.201	58	1:51.198	59	1:50.269	60	1:52.820	61	1:50.671	62	1:49.905				

62 Denis Vanmol , Porsche Cayman GT4 RS Clubspor GTB / BEL

1	2:21.078	2	3:59.797	3	4:01.517	4	2:28.758	5	1:43.582	6	1:41.780	7	1:40.065	8	1:42.328
9	1:40.760	10	1:41.110	11	1:41.779	12	1:43.124	13	1:39.916	14	1:40.486	15	1:42.262	16	1:44.256
pit	1:53.945	18	3:34.031	19	1:40.216	20	1:41.632	21	1:40.500	22	1:40.059	23	1:42.169	24	1:42.631
25	1:43.439	26	1:41.798	27	1:40.173	28	1:42.074	29	1:40.415	30	1:45.710	31	1:41.455	32	1:41.710
33	1:42.465	34	1:43.789	35	1:41.067	36	1:44.008	37	1:43.939	38	1:44.192	39	1:42.257	40	1:40.967
41	1:43.438	42	1:41.152	43	1:42.290	44	1:41.844	45	1:40.885	46	1:42.645	pit	1:55.074	48	3:37.199
49	1:40.374	50	1:42.846	51	1:42.797	52	1:40.838	53	1:40.940	54	1:41.697	55	1:43.573	56	1:42.214
57	1:45.391	58	1:40.598	59	1:41.233	60	1:40.953	61	1:41.515	62	1:40.794	63	1:41.848	64	1:42.503
65	1:42.630	66	1:43.698	67	1:56.477	68	2:09.764								

63 Arthur Peters , Porsche Cayman GT4 RS GTB / BEL

1	2:14.084	2	4:02.468	3	4:02.031	4	2:28.475	5	1:37.768	6	1:36.814	7	1:36.789	8	1:38.452
9	1:39.951	10	1:37.412	11	1:37.241	12	1:36.878	13	1:38.952	14	1:38.430	15	1:38.570	16	1:39.119
17	1:38.198	18	1:38.038	19	1:38.610	20	1:37.871	21	1:39.604	22	1:38.983	pit	1:48.588	24	2:39.449
25	1:37.881	26	1:37.218	27	1:40.058	28	1:37.703	29	1:39.195	30	1:37.294	31	1:38.307	32	1:37.513
33	1:38.099	34	1:38.438	35	1:38.581	36	1:37.196	37	1:38.885	38	1:39.128	39	1:37.972	40	1:39.084
41	1:38.845	42	1:37.955	pit	1:50.338	44	3:22.876	45	1:40.040	46	1:40.699	47	1:39.186	48	1:40.733
49	1:39.619	50	1:40.044	51	1:39.151	52	1:39.613	53	1:39.611	54	1:39.509	55	1:40.005	56	1:39.126
57	1:38.714	58	1:38.632	59	1:40.027	60	1:38.887	61	1:38.014	62	1:38.049	63	1:38.958	64	1:40.594
65	1:38.635	66	1:39.658	67	1:38.184	68	1:38.564	69	1:39.479	70	1:38.799	71	1:38.941	72	1:39.467

68 Julie Kenis , BMW M2 CS Racing TA / BEL

1	2:16.548	2	4:00.919	3	4:01.662	4	2:30.397	5	1:44.932	6	1:44.739	7	1:41.986	8	1:42.643
9	1:41.853	10	1:42.351	11	1:43.162	12	1:43.275	13	1:42.016	14	1:42.286	15	1:45.246	16	1:42.840
17	1:42.061	18	1:41.950	19	1:42.925	20	1:42.340	21	1:45.234	22	1:43.707	23	1:44.235	24	1:44.125
25	1:43.109	26	1:42.656	27	1:42.618	28	1:43.341	29	1:43.981	30	1:42.710	31	1:43.276	32	1:43.812
pit	1:52.878	34	3:04.741	35	1:47.876	36	1:45.113	37	1:44.031	38	1:45.154	39	1:44.525	40	1:47.697

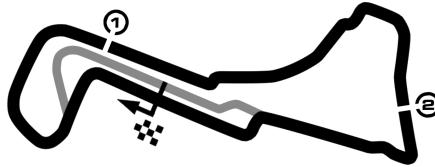
XWIFT BELGIAN TRUCK GRAND PRIX

Circuit Zolder, length 4000 m

21 - 23 June 2024

Belcar Endurance Championship

Lap by Lap race, 23.06.2024



-Reg.No.: C-Z-BTGP-SUP-M43-V2-

pit	3:01.766																
-----	----------	--	--	--	--	--	--	--	--	--	--	--	--	--	--	--	--

70 Britt Van Osta , BMW M240i Dayvtec TA / BEL

1	2:26.405	2	3:59.842	3	4:00.669	4	2:29.501	5	1:47.448	6	1:46.918	7	1:47.233	8	1:46.687
9	1:46.563	10	1:45.721	11	1:45.542	12	1:45.606	13	1:45.456	14	1:45.491	15	1:45.374	16	1:45.509
17	1:44.021	18	1:45.552	19	1:44.642	20	1:46.301	21	1:44.503	22	1:44.041	23	1:44.831	24	1:45.076
25	1:44.831	26	1:47.037	27	1:48.226	28	1:45.982	29	1:46.053	30	1:45.544	31	1:45.760	32	1:45.913
33	1:45.398	pit	1:55.965	35	3:17.996	36	1:44.660	37	1:43.451	38	1:44.133	39	1:43.323	40	1:44.019
41	1:43.776	42	1:43.582	43	1:44.515	44	1:46.589	45	1:43.873	46	1:47.273	47	1:43.708	48	1:44.176
49	1:44.446	50	1:44.155	pit	1:58.353	52	3:03.966	53	1:43.794	54	1:44.039	55	1:45.311	56	1:42.887
57	1:43.841	58	1:45.296	59	1:43.005	60	1:43.134	61	1:42.945	62	1:43.023	63	1:44.330	64	1:43.774
65	1:44.551	66	1:44.027	67	1:47.293										

81 Ignace Van Den Broeck , Renault Clio Cup 3 TC / BEL

1	2:48.764	2	4:08.338	3	4:06.278	4	2:16.813	5	1:54.161	6	1:55.667	7	1:54.843	8	1:52.747
9	1:51.927	10	1:52.537	11	1:52.507	12	1:53.659	13	1:51.627	pit	2:21.661	15	3:48.255	16	1:53.116
17	1:52.070	18	1:54.917	19	1:55.787	20	1:57.746	21	1:54.827	22	1:54.352	23	1:55.109	24	1:53.402
25	1:54.251	26	1:54.361	27	1:55.467	28	1:53.895	29	1:53.448	pit	2:05.067	31	4:42.089	32	1:53.857
33	1:52.099	34	1:54.659	35	1:52.632	36	1:50.788	37	1:50.478	38	1:51.215	39	1:51.810	40	1:49.548
41	1:49.915	42	1:50.922	43	1:51.479	44	1:51.119	45	1:50.813	46	1:53.820	47	1:50.830	48	1:52.066
49	1:51.636	50	1:55.246	51	1:53.872	52	1:54.842	53	1:53.549	54	1:53.998	55	1:55.248	56	1:57.714
57	1:58.801	58	1:57.506	59	1:58.397	60	1:58.097	61	1:57.623						

83 Ron Van de Water , BMW E46 TB / BEL

1	2:33.243	2	4:07.881	3	4:04.939	4	2:19.009	5	1:48.955	6	1:48.077	7	1:49.027	8	1:49.466
9	1:48.651	10	1:47.264	11	1:46.446	12	1:47.253	13	1:47.295	14	1:47.337	15	1:47.257	16	1:46.710
17	1:47.400	18	1:47.544	19	1:47.188	20	1:48.225	21	1:47.321	22	1:47.291	23	1:48.030	24	1:47.264
25	1:45.927	26	1:44.232	27	1:46.992	28	1:47.348	29	1:46.567	30	1:47.336	31	1:47.909	32	1:47.643
pit	2:02.064	34	2:46.559	35	1:48.050	36	1:48.396	37	1:48.869	38	1:46.988	39	1:46.215	40	1:48.956
41	1:50.091	42	1:49.412	43	1:48.436	44	1:49.907	45	1:49.615	46	1:49.364	47	1:49.282	48	1:50.567
pit	2:05.845	50	2:49.275	51	1:48.348	52	1:49.539	53	1:52.653	54	1:51.150	55	1:50.655	56	1:50.977
57	1:50.988	58	1:50.178	59	1:51.892	60	1:51.355	61	1:52.496	62	1:53.214	63	1:53.382	64	1:54.174
65	1:51.755	66	1:48.829												

99 Dylan Derdaele , Porsche 992 GT3 Cup GTA / BEL

1	1:42.840	2	3:58.960	3	3:59.747	4	2:46.154	5	1:31.959	6	1:32.237	7	1:33.467	8	1:32.784
9	1:32.675	10	1:32.601	11	1:32.047	12	1:32.465	13	1:32.896	14	1:32.210	15	1:35.526	16	1:32.072
17	1:32.381	18	1:32.738	19	1:32.443	20	1:32.427	21	1:32.416	22	1:33.535	23	1:33.681	24	1:31.941
25	1:32.443	26	1:32.158	27	1:32.099	28	1:34.244	29	1:33.446	30	1:32.242	31	1:32.770	32	1:32.660
33	1:32.869	34	1:33.517	35	1:32.713	36	1:32.489	37	1:31.782	38	1:33.411	39	1:33.208	40	1:33.405
pit	1:42.765	42	2:32.392	43	1:32.986	44	1:33.359	45	1:32.206	46	1:33.332	47	1:33.257	48	1:32.577
49	1:32.566	50	1:34.649	51	1:34.185	52	1:33.559	53	1:32.909	54	1:33.179	55	1:33.101	56	1:33.215
57	1:34.813	pit	1:43.485	59	2:24.963	60	1:32.179	61	1:32.796	62	1:34.136	63	1:32.952	64	1:32.684
65	1:34.388	66	1:32.738	67	1:32.992	68	1:33.134	69	1:33.769	70	1:32.802	71	1:33.327	72	1:32.913
73	1:32.261	74	1:33.429	75	1:33.082	76	1:35.574								

397 Andres Beers , BMW E90 325i TC / BEL

1	2:56.367	2	4:03.868	3	4:04.394	4	2:15.442	5	1:56.324	6	1:55.280	7	1:54.616	8	1:53.672
9	1:52.585	10	1:52.665	11	1:52.772	12	1:56.329	13	1:53.739	14	1:53.655	15	1:55.520	16	1:54.370
17	1:53.244	18	1:52.489	19	1:54.489	20	1:52.869	21	1:54.082	22	1:54.295	23	1:55.480	24	1:53.712
pit	2:02.821	26	3:38.457	27	1:51.868	28	1:51.243	29	1:50.616	30	1:50.925	31	1:52.387	32	1:53.202

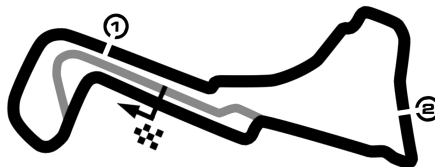
XWIFT BELGIAN TRUCK GRAND PRIX

Circuit Zolder, length 4000 m

21 - 23 June 2024

Belcar Endurance Championship

Lap by Lap race, 23.06.2024



-Reg.No.: C-Z-BTGP-SUP-M43-V2-

33	1:52.787	34	1:50.475	35	1:50.691	36	1:53.231	37	1:51.481	38	1:51.033	39	1:51.264	40	1:52.888
41	1:52.390	42	1:52.135	43	1:51.910	44	1:50.962	45	1:51.068	46	1:51.424	pit	2:00.941	48	2:47.392
49	1:50.545	50	1:51.912	51	1:52.225	52	1:52.319	53	1:51.988	54	1:50.759	55	1:51.618	56	1:51.140
57	1:50.661	58	1:50.859	59	1:52.090	60	1:51.272	61	1:53.688	62	1:51.285	63	1:52.445		

509 Peter Bens , Abarth Assetto Corse TC / BEL

1	3:02.126	2	4:03.449	3	4:08.242	4	2:13.496	5	1:58.396	6	2:00.851	7	1:58.855	8	1:58.351
9	1:59.315	10	1:57.977	11	2:00.916	12	2:00.052	13	1:59.024	14	1:59.106	15	1:58.473	16	1:58.406
17	1:58.934	18	2:02.358	19	1:59.447	20	2:00.672	21	1:58.164	22	1:57.439	23	1:58.151	pit	2:10.930
25	3:44.893	26	2:00.398	27	1:57.181	28	1:57.835	29	1:58.147	30	2:04.458	31	2:00.318	32	1:58.848
33	1:57.924	34	1:58.979	35	1:58.314	36	2:00.415	37	1:59.268	38	1:59.153	39	1:59.843	40	2:00.100
41	1:58.162	pit	2:12.447	43	3:30.532	44	1:59.419	45	1:59.082	46	1:59.359	47	1:58.625	48	2:00.083
49	2:02.954	50	2:01.871	51	2:03.353	52	2:03.585	53	2:03.701	54	2:03.831	55	2:03.093	56	2:04.266
57	2:12.975	58	2:11.200	59	2:10.973										

616 Manfred Verbeke , Audi RS3 LMS TA / BEL

1	2:12.704	2	4:03.147	3	4:01.311	4	2:30.623	5	1:40.384	6	1:40.963	7	1:40.731	8	1:41.100
9	1:41.580	10	1:40.778	11	1:41.287	12	1:40.812	13	1:42.294	14	1:41.535	15	1:42.365	16	1:42.253
17	1:41.445	18	1:42.248	19	1:41.752	20	1:41.334	21	1:41.888	22	1:41.918	23	1:41.393	24	1:41.765
25	1:41.971	26	1:41.968	27	1:41.522	28	1:43.810	29	1:42.070	pit	1:51.916	31	2:44.429	32	1:42.224
33	1:42.485	34	1:42.185	35	1:42.157	36	1:41.813	37	1:42.644	38	1:41.766	39	1:42.342	40	1:42.595
41	1:42.984	42	1:43.065	43	1:42.962	44	1:42.935	45	1:44.683	46	1:43.815	47	1:42.871	48	1:43.352
49	1:42.726	50	1:42.158	51	1:45.401	52	1:43.723	pit	1:53.766	54	3:07.882	55	1:42.416	56	1:41.045
57	1:40.662	58	1:41.081	59	1:42.351	60	1:42.004	61	1:42.561	62	1:41.426	63	1:43.064	64	1:42.401
65	1:43.034	66	1:42.479	67	1:44.383	68	2:10.326	69	2:05.457						

747 Olivier Bertels , Audi RS3 LMS TA / BEL

1	2:11.931	2	4:02.772	3	4:00.833	4	2:32.759	5	1:40.024	6	1:39.122	7	1:38.645	8	1:38.601
9	1:41.250	10	1:39.707	11	1:38.121	12	1:38.519	13	1:39.652	14	1:39.146	15	1:39.093	16	1:39.459
17	1:38.442	18	1:39.695	19	1:39.631	20	1:39.263	21	1:39.290	22	1:38.871	23	1:40.520	24	1:39.853
25	1:38.668	26	1:40.925	27	1:38.779	28	1:38.958	29	1:39.420	30	1:39.762	31	1:41.038	pit	1:54.761
33	3:16.903	34	1:38.981	35	1:38.634	36	1:40.667	37	1:37.449	38	1:39.861	39	1:39.366	40	1:39.215
41	1:42.140	42	1:38.934	43	1:39.597	44	1:39.638	45	1:39.193	46	1:39.562	47	1:41.386	48	1:39.471
49	1:38.540	50	1:38.345	51	1:38.650	52	1:38.932	53	1:40.210	pit	1:50.212	55	2:40.467	56	1:38.838
57	1:41.072	58	1:39.205	59	1:38.976	60	1:38.935	61	1:39.009	62	1:39.727	63	1:39.092	64	1:40.528
65	1:40.639	66	1:39.436	67	1:38.746	68	1:39.292	69	1:39.224	70	1:39.856	71	1:40.132		