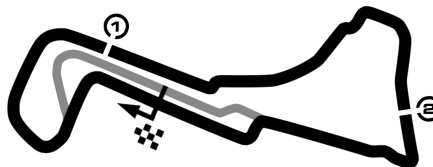


XWIFT BELGIAN TRUCK GRAND PRIX

Circuit Zolder, length 4000 m

21 - 23 June 2024

Belcar Endurance Championship



Lap Analysis free practice, 22.06.2024

-Reg.No.: C-Z-BTGP-SUP-M43-V2-

1 Bert Longin (BEL) Stienes Longin (Audi GT2 R8)						Theoretische Bestzeit: 1:30.519					
Lap	D	Time	S1	S2	S3	Lap	D	Time	S1	S2	S3
1	1	2:12.747	58.313	41.279	33.155	13	1	2:50.586		35.390	29.454
2	1	1:36.139	30.728	34.748	30.663	14	1	1:36.918	29.083	36.062	31.773
3	1	1:33.345	29.455	34.849	29.041	15	1	1:32.472	29.215	34.172	29.085
4	1	1:32.116	29.101	33.358	29.657	16	1	1:47.312	30.267	36.583	
5	1	1:32.155	29.126	34.247	28.782	17	1	2:38.988		34.857	29.779
6	1	1:30.519	28.802	32.997	28.720	18	1	1:34.659	30.598	34.572	29.489
7	1	1:47.639	29.991	34.785		19	1	1:32.857	29.791	33.922	29.144
8	1	3:49.253		49.823	1:09.974	20	1	1:33.408	29.337	34.383	29.688
9	1	1:56.820	51.059	36.034	29.727	21	1	1:35.494	29.279	36.243	29.972
10	1	1:35.652	29.517	35.587	30.548	22	1	1:34.968	29.704	35.596	29.668
11	1	1:32.333	29.280	33.789	29.264	23	1	2:28.840	33.562	55.463	
12	1	1:47.027	30.467	36.242							

2 Christoff Corten (BEL) Jeffrey Van Hooydonk (Lamborghini Super Trofeo)						Theoretische Bestzeit: 1:33.000					
Lap	D	Time	S1	S2	S3	Lap	D	Time	S1	S2	S3
1	1	2:37.249	1:30.085	36.795	30.369	12	1	1:37.153	31.055	35.563	30.535
2	1	1:37.779	30.800	37.017	29.962	13	1	1:36.458	30.354	35.714	30.390
3	1	1:45.912	30.001	35.938		14	1	1:36.113	30.503	35.595	30.015
4	1	2:42.244		34.543	29.427	15	1	1:36.658	30.995	35.695	29.968
5	1	1:33.660	29.361	35.183	29.116	16	1	1:53.070	31.215	36.329	
6	1	1:44.277	29.341	34.566		17	1	3:29.411		37.413	30.928
7	1	4:06.022		1:08.767	1:08.881	18	1	1:38.912	31.886	36.681	30.345
8	1	1:37.329	31.198	35.446	30.685	19	1	1:36.972	30.509	36.050	30.413
9	1	1:48.628	29.419	34.590		20	1	1:37.038	31.398	35.498	30.142
10	1	2:45.323		36.437	30.894	21	1	2:32.776	32.403	56.244	
11	1	1:38.243	31.167	36.368	30.708						

6 Fabio-Yannik Laschet () Walter Laschet (Aston Martin V8 Vantage N430)						Theoretische Bestzeit: 1:45.965					
Lap	D	Time	S1	S2	S3	Lap	D	Time	S1	S2	S3
1	1	2:28.564	1:00.676	47.781	40.107	10	1	4:12.149		45.433	37.021
2	1	2:00.584	39.419	43.655	37.510	11	1	1:50.024	34.406	40.748	34.870
3	1	2:01.831	40.290	44.531	37.010	12	1	1:49.970	34.423	41.307	34.240
4	1	1:55.806	36.157	43.483	36.166	13	1	2:19.781	33.803	39.576	1:06.402
5	1	2:17.523	38.416	45.613		14	1	1:46.957	33.990	39.393	33.574
6	1	4:24.211		46.293	1:10.924	15	1	1:46.554	33.834	39.311	33.409
7	1	2:36.475	1:11.060	47.327	38.088	16	1	1:46.395	33.245	39.523	33.627
8	1	2:06.382	39.353	46.706	40.323	17	1	1:46.749	33.498	39.807	33.444
9	1	2:18.449	39.087	45.850		18	1	2:04.077	33.348	40.409	

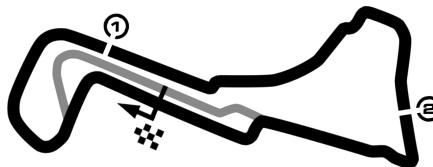
8 Evren Yondem (NLD) Jarne Geussens (Porsche 992)						Theoretische Bestzeit: 1:32.834					
Lap	D	Time	S1	S2	S3	Lap	D	Time	S1	S2	S3
1	1	2:38.497	1:27.884	38.608	32.005	12	1	1:37.947	31.053	35.565	31.329
2	1	1:40.736	31.269	39.140	30.327	13	1	1:48.319	30.530	39.413	38.376
3	1	1:39.146	30.872	37.017	31.257	14	1	1:38.352	30.659	36.915	30.778
4	1	1:35.539	30.188	35.391	29.960	15	1	1:36.863	30.758	35.785	30.320
5	1	1:34.816	30.577	34.459	29.780	16	1	1:37.269	30.590	36.658	30.021
6	1	1:33.505	29.857	34.092	29.556	17	1	1:40.701	30.637	39.485	30.579
7	1	1:33.212	29.818	33.930	29.464	18	1	1:38.951	31.811	36.141	30.999
8	1	1:32.981	29.521	34.077	29.383	19	1	2:02.445	33.859	46.138	
9	1	3:06.655	1:01.335	1:20.627		20	1	4:15.450		36.597	30.783
10	1	4:20.854		36.639	30.984	21	1	2:33.088	37.799	52.939	
11	1	1:39.840	33.713	35.803	30.324						

XWIFT BELGIAN TRUCK GRAND PRIX

Circuit Zolder, length 4000 m

21 - 23 June 2024

Belcar Endurance Championship



Lap Analysis free practice, 22.06.2024

-Reg.No.: C-Z-BTGP-SUP-M43-V2-

9 Bryan Finders (NLD) (BMW E90 325i)

Theoretische Bestzeit: 1:56.597

Lap	D	Time	S1	S2	S3	Lap	D	Time	S1	S2	S3
1	1	3:08.271	1:33.057	53.196	42.018	9	1	2:12.307	37.486	44.513	
2	1	2:10.250	42.077	48.630	39.543	10	1	6:32.083		49.019	39.405
3	1	2:10.447	38.791	44.827	46.829	11	1	2:00.496	38.125	44.605	37.766
4	1	2:03.192	39.110	45.834	38.248	12	1	1:59.958	37.381	43.896	38.681
5	1	2:11.954	37.702	44.436		13	1	1:57.575	36.431	43.348	37.796
6	1	4:52.497		1:34.651	46.749	14	1	2:10.767	36.180	43.563	
7	1	1:58.320	37.234	44.017	37.069	15	1	3:28.975		43.888	37.432
8	1	1:58.438	37.161	44.061	37.216	16	1	2:48.134	42.952	57.765	

14 Alexander Borgmans (BEL) Maxim De Witte (BMW M235i Racing)

Theoretische Bestzeit: 1:42.659

Lap	D	Time	S1	S2	S3	Lap	D	Time	S1	S2	S3
1	1	2:26.157	53.582	50.677	41.898	11	1	1:44.790	33.022	38.563	33.205
2	1	1:58.391	38.831	43.555	36.005	12	1	1:58.560	33.507	39.108	
3	1	1:54.276	36.272	43.480	34.524	13	1	3:49.948		39.117	34.060
4	1	1:48.443	34.778	40.171	33.494	14	1	1:44.402	32.899	38.879	32.624
5	1	1:46.875	33.530	38.650	34.695	15	1	1:56.068	32.932	38.855	
6	1	1:47.536	34.005	39.553	33.978	16	1	3:23.650		38.937	34.603
7	1	1:46.349	34.441	38.686	33.222	17	1	1:44.767	32.992	39.179	32.596
8	1	3:00.607	35.355	1:30.402	54.850	18	1	1:43.729	32.691	38.279	32.759
9	1	1:45.793	33.664	38.426	33.703	19	1	1:43.015	32.888	37.609	32.518
10	1	1:45.122	33.057	38.824	33.241	20	1	2:06.086	32.532	40.506	

17 Rik Renmans (BEL) Wim Meulders (Porsche 992 GT3 Cup)

Theoretische Bestzeit: 1:35.116

Lap	D	Time	S1	S2	S3	Lap	D	Time	S1	S2	S3
1	1	2:35.793	1:16.218	45.958	33.617	12	1	4:04.248		36.896	30.902
2	1	1:49.555	36.638	40.776	32.141	13	1	1:42.945	31.127	38.583	33.235
3	1	1:38.318	31.551	35.560	31.207	14	1	1:40.275	31.711	38.043	30.521
4	1	1:37.852	31.728	36.049	30.075	15	1	1:43.766	31.146	41.171	31.449
5	1	1:38.470	30.579	37.028	30.863	16	1	1:40.293	31.139	36.222	32.932
6	1	1:38.201	30.831	36.660	30.710	17	1	1:39.058	31.635	36.581	30.842
7	1	1:36.332	30.456	35.208	30.668	18	1	1:39.237	31.085	37.902	30.250
8	1	1:50.063	31.532	36.994	41.537	19	1	1:36.939	30.986	36.083	29.870
9	1	2:42.421	1:21.304	51.225	29.892	20	1	1:36.226	31.194	35.125	29.907
10	1	1:36.078	30.455	34.791	30.832	21	1	1:35.750	30.641	35.117	29.992
11	1	1:49.283	30.635	36.182		22	1	1:53.766	30.805	35.734	

23 Mick Meurrens (BEL) Tom Meurrens (Porsche 992 GT3 Cup)

Theoretische Bestzeit: 1:33.591

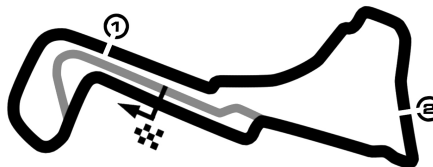
Lap	D	Time	S1	S2	S3	Lap	D	Time	S1	S2	S3
1	1	2:53.537	1:36.393	44.898	32.246	12	1	1:36.670	30.415	36.251	30.004
2	1	1:39.520	32.895	36.075	30.550	13	1	1:33.870	30.091	34.211	29.568
3	1	1:39.160	31.815	36.969	30.376	14	1	1:40.300	32.908	37.235	30.157
4	1	1:36.181	30.815	34.962	30.404	15	1	1:39.153	31.046	36.099	32.008
5	1	1:36.096	30.823	35.368	29.905	16	1	1:47.871	30.233	36.615	
6	1	1:37.515	30.143	37.136	30.236	17	1	3:27.785		37.239	30.802
7	1	1:33.962	29.902	34.410	29.650	18	1	1:35.933	31.211	34.994	29.728
8	1	1:48.612	30.310	35.182		19	1	1:35.131	30.334	34.571	30.226
9	1	3:52.509		37.391	30.612	20	1	1:34.928	30.331	34.619	29.978
10	1	1:38.168	31.324	36.654	30.190	21	1	1:34.251	30.427	34.346	29.478
11	1	1:36.914	30.883	34.980	31.051	22	1	1:55.060	30.927	35.365	

XWIFT BELGIAN TRUCK GRAND PRIX

Circuit Zolder, length 4000 m

21 - 23 June 2024

Belcar Endurance Championship



Lap Analysis free practice, 22.06.2024

-Reg.No.: C-Z-BTGP-SUP-M43-V2-

34 Koen De Mulder (BEL) Peter Vanhoecke (BMW 330i Clubssport)						Theoretische Bestzeit: 1:52.690					
Lap	D	Time	S1	S2	S3	Lap	D	Time	S1	S2	S3
1	1	2:51.143				11	1	1:53.722	36.009	41.451	36.262
2	1	1:57.135				12	1	1:53.888	36.056	41.227	36.605
3	1	1:53.167				13	1	1:56.797	36.283	43.788	36.726
4	1	1:52.245				14	1	1:54.563	35.619	41.701	37.243
5	1	1:52.109				15	1	1:53.460	35.870	41.384	36.206
6	1	1:50.114				16	1	1:53.012	35.941	41.131	35.940
7	1	1:50.518				17	1	1:53.929			36.025
8	1	3:11.306				18	1	1:54.208	35.853	42.061	36.294
9	1	4:49.731		44.411	36.937	19	1	1:54.920	36.038	41.904	36.978
10	1	1:56.744	36.247	43.621	36.876	20	1	3:13.052	53.077	1:02.954	

35 Tom Werckx (BEL) Guido Werckx (BMW 330i Clubssport)						Theoretische Bestzeit: 1:48.742					
Lap	D	Time	S1	S2	S3	Lap	D	Time	S1	S2	S3
1	1	3:05.816	1:36.584	50.209	39.023	11	1	1:49.602	34.613	40.296	34.693
2	1	1:59.542	37.897	44.776	36.869	12	1	1:49.216	34.668	39.973	34.575
3	1	1:52.604	36.238	41.282	35.084	13	1	1:49.467	34.498	39.936	35.033
4	1	1:50.647	34.948	40.344	35.355	14	1	2:04.466	34.560	41.815	
5	1	1:50.940	35.097	41.047	34.796	15	1	3:07.717		41.363	34.775
6	1	1:49.936	34.916	40.469	34.551	16	1	1:49.040	34.550	39.852	34.638
7	1	2:00.860	34.452	41.078	45.330	17	1	1:52.949	34.987	41.862	36.100
8	1	3:02.206	1:19.939	54.426		18	1	1:49.040	34.668	39.885	34.487
9	1	4:22.314		41.801	35.476	19	1	2:24.830	34.786	46.517	
10	1	1:51.823	36.231	41.154	34.438						

38 Dirk Van Rompuy (BEL) Nico Verdonck (Porsche 992 GT3 Cup)						Theoretische Bestzeit: 1:33.831					
Lap	D	Time	S1	S2	S3	Lap	D	Time	S1	S2	S3
1	1	2:08.650	51.544	41.859	35.247	11	1	1:43.432	34.200	38.029	31.203
2	1	1:52.455	34.350	43.440	34.665	12	1	1:42.749	33.135	37.728	31.886
3	1	1:39.313	30.802	36.218	32.293	13	1	1:45.077	33.871	39.413	31.793
4	1	1:58.401	36.931	47.625	33.845	14	1	1:45.569	33.376	38.859	33.334
5	1	1:33.831	30.042	34.512	29.277	15	1	1:42.988	33.168	37.750	32.070
6	1	2:00.404	32.547	39.101		16	1	1:43.362	33.287	37.856	32.219
7	1	4:31.008		52.943	1:12.855	17	1	1:43.397	33.169	37.903	32.325
8	1	2:04.926	51.234	39.568	34.124	18	1	1:43.121	33.056	37.748	32.317
9	1	1:44.393	33.890	38.182	32.321	19	1	2:00.968	34.354	40.324	
10	1	1:41.989	33.235	37.378	31.376	20	1	4:05.061		41.254	33.751

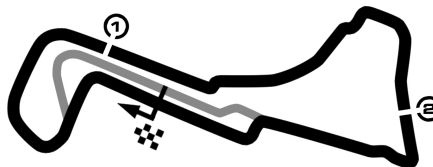
43 Maxim Van Den Hove (BEL) Gunther Van Den Hove (Cupra TCR)						Theoretische Bestzeit: 1:38.918					
Lap	D	Time	S1	S2	S3	Lap	D	Time	S1	S2	S3
1	1	2:16.087				11	1	1:39.571	31.067	36.884	31.620
2	1	1:53.926	37.955	42.085	33.886	12	1	1:39.011	31.110	36.231	31.670
3	1	1:51.391	35.169	41.641	34.581	13	1	2:03.539	34.770	43.323	
4	1	1:46.510	34.486	38.945	33.079	14	1	5:11.236		43.121	35.035
5	1	1:44.712	32.952	38.708	33.052	15	1	1:47.410	34.265	39.754	33.391
6	1	1:45.056	34.295	38.280	32.481	16	1	1:46.440	33.832	39.491	33.117
7	1	1:43.062	32.456	38.418	32.188	17	1	1:45.075	33.267	39.010	32.798
8	1	2:42.998	34.363	51.681		18	1	1:44.815	33.219	38.652	32.944
9	1	3:42.837		42.823	32.680	19	1	1:45.791	33.193	39.365	33.233
10	1	1:40.216	31.517	36.773	31.926	20	1	2:13.952	33.049	47.963	

XWIFT BELGIAN TRUCK GRAND PRIX

Circuit Zolder, length 4000 m

21 - 23 June 2024

Belcar Endurance Championship



Lap Analysis free practice, 22.06.2024

-Reg.No.: C-Z-BTGP-SUP-M43-V2-

50 Vincent Convents (BEL) Davy Convents (BMW 325i) Theoretische Bestzeit: 1:50.866

Lap	D	Time	S1	S2	S3	Lap	D	Time	S1	S2	S3
1	1	2:57.350	1:33.233	46.219	37.898	7	1	2:00.442	41.550	42.854	36.038
2	1	1:53.554	36.026	41.606	35.922	8	1	1:52.882	35.656	41.447	35.779
3	1	1:50.866	34.915	40.637	35.314	9	1	1:52.174	35.344	41.186	35.644
4	1	1:53.630	35.746	41.498	36.386	10	1	1:52.181	35.353	41.246	35.582
5	1	2:11.730	35.966	41.903		11	1	2:20.784	35.492	43.383	
6	1	6:18.775		1:19.042	39.273						

55 Filip Teunkens (BEL) Nicolas Van Dierendonck (Porsche 992) Theoretische Bestzeit: 1:32.599

Lap	D	Time	S1	S2	S3	Lap	D	Time	S1	S2	S3
1	1	2:26.971		40.674		12	1	1:34.366	30.632	34.339	29.395
2	1	2:25.135		36.544		13	1	1:49.577	29.964	36.371	
3	1	2:01.021		35.638	30.180	14	1	4:44.740		35.310	30.187
4	1	1:37.307	30.277	35.892	31.138	15	1	1:33.525	29.756	34.336	29.433
5	1	1:34.559	30.187	34.774	29.598	16	1	1:32.745	29.566	33.944	29.235
6	1	1:34.145	29.785	34.646	29.714	17	1	1:32.707	29.664	33.954	29.089
7	1	1:34.053	29.790	34.664	29.599	18	1	1:39.811	32.597	36.459	30.755
8	1	2:43.776	30.015	58.919		19	1	1:47.555	30.756	35.808	
9	1	2:13.568		35.288	29.867	20	1	2:51.668		35.439	29.340
10	1	1:34.373	29.782	34.062	30.529	21	1	2:04.339	30.270	39.144	
11	1	1:33.381	29.765	34.260	29.356						

56 Jan Ooms (BEL) Glenn Paenen (Porsche GT3 992 cup) Theoretische Bestzeit: 1:33.041

Lap	D	Time	S1	S2	S3	Lap	D	Time	S1	S2	S3
1	1	2:28.329	1:05.312	43.456	39.561	12	1	1:37.177	30.392	36.349	30.436
2	1	1:49.010	37.343	39.445	32.222	13	1	1:36.457	30.983	35.399	30.075
3	1	1:46.922	32.644	41.122	33.156	14	1	1:34.903	30.283	35.100	29.520
4	1	1:39.741	31.814	36.526	31.401	15	1	1:56.075	30.771	38.150	
5	1	1:37.011	30.759	35.963	30.289	16	1	4:21.425		37.824	30.434
6	1	1:41.694	33.327	37.298	31.069	17	1	1:36.706	30.834	35.493	30.379
7	1	1:35.920	30.619	35.217	30.084	18	1	1:36.558	30.760	36.019	29.779
8	1	1:47.173	30.697	35.351	41.125	19	1	1:34.723	30.081	35.078	29.564
9	1	2:42.789	1:21.469	50.440	30.880	20	1	1:33.041	29.891	33.911	29.239
10	1	1:35.733	30.841	35.188	29.704	21	1	1:33.628	30.188	34.096	29.344
11	1	1:37.059	30.345	35.850	30.864	22	1	5:30.558	30.086	4:09.635	

57 Ive Van Der Aa (BEL) Jonas Van Cauwenbergh (BMW G20 CS) Theoretische Bestzeit: 1:51.769

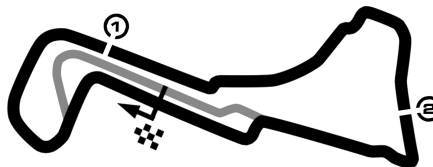
Lap	D	Time	S1	S2	S3	Lap	D	Time	S1	S2	S3
1	1	3:14.037	1:41.221	52.416	40.400	10	1	1:54.143	35.497	41.689	36.957
2	1	2:09.030	41.731	50.266	37.033	11	1	1:54.171	35.292	42.923	35.956
3	1	1:55.174	37.200	42.184	35.790	12	1	1:55.705	35.601	43.457	36.647
4	1	1:53.688	36.040	41.393	36.255	13	1	2:04.282	35.092	42.071	
5	1	1:55.791	36.661	42.024	37.106	14	1	4:40.996		45.998	37.434
6	1	1:52.730	36.053	41.156	35.521	15	1	1:58.265	37.357	43.654	37.254
7	1	2:50.746	36.767	55.867		16	1	1:57.012	36.790	43.832	36.390
8	1	4:36.202		42.710	36.384	17	1	1:56.448	36.752	43.227	36.469
9	1	1:54.256	36.209	42.138	35.909	18	1	2:40.626	37.302	1:00.233	

XWIFT BELGIAN TRUCK GRAND PRIX

Circuit Zolder, length 4000 m

21 - 23 June 2024

Belcar Endurance Championship



Lap Analysis free practice, 22.06.2024

-Reg.No.: C-Z-BTGP-SUP-M43-V2-

60 Steve Raymakers (BEL) Dirk Groen (BMW 325i)						Theoretische Bestzeit: 1:52.873					
Lap	D	Time	S1	S2	S3	Lap	D	Time	S1	S2	S3
1	1	3:03.492	1:33.765	51.236	38.491	11	1	1:56.072	37.410	41.484	37.178
2	1	1:55.872	37.101	42.076	36.695	12	1	1:55.781	37.264	41.819	36.698
3	1	1:54.746	36.034	42.360	36.352	13	1	1:55.210	37.373	41.315	36.522
4	1	2:05.146	35.259	41.262		14	1	1:59.112	37.531	43.576	38.005
5	1	3:52.482		45.349	38.455	15	1	1:56.614	36.889	42.398	37.327
6	1	2:43.471	38.572	54.528	1:10.371	16	1	1:57.065	36.733	43.690	36.642
7	1	2:14.493	55.275	42.044	37.174	17	1	1:55.436	36.904	41.355	37.177
8	1	1:57.970	37.732	43.135	37.103	18	1	1:56.324	37.079	42.751	36.494
9	1	1:56.155	37.470	41.720	36.965	19	1	1:56.107	36.911	41.907	37.289
10	1	1:57.522	37.560	43.303	36.659	20	1	2:44.749	42.418	56.727	

62 Denis Vanmol (BEL) Julien Hody (Porsche Cayman GT4 RS Clubspor)						Theoretische Bestzeit: 1:41.838					
Lap	D	Time	S1	S2	S3	Lap	D	Time	S1	S2	S3
1	1	3:07.159		54.289		11	1	1:47.475	34.342	40.546	32.587
2	1	2:37.765		49.151	39.835	12	1	1:50.189	33.528	41.894	34.767
3	1	1:48.784	35.753	39.850	33.181	13	1	1:44.085	33.872	38.345	31.868
4	1	1:46.053	35.040	38.369	32.644	14	1	1:43.470	33.094	37.561	32.815
5	1	1:45.854	34.166	39.610	32.078	15	1	1:47.474	33.050	40.667	33.757
6	1	1:41.983	32.768	37.518	31.697	16	1	1:43.817	32.995	38.821	32.001
7	1	2:13.682	33.645	37.697	1:02.340	17	1	1:43.002	32.767	38.313	31.922
8	1	2:22.654	1:12.027	38.738	31.889	18	1	1:42.677	32.836	38.022	31.819
9	1	2:00.861	32.663	41.021		19	1	1:43.549	32.892	39.000	31.657
10	1	3:49.426		40.426	32.895	20	1	2:02.814	35.019	39.324	

63 Arthur Peters (BEL) Kenny Herremans (Porsche Cayman GT4 RS)						Theoretische Bestzeit: 1:37.349					
Lap	D	Time	S1	S2	S3	Lap	D	Time	S1	S2	S3
1	1	2:17.921				10	1	1:37.404	30.718	35.891	30.795
2	1	1:52.983	36.680	42.117	34.186	11	1	1:55.529	30.684	38.385	
3	1	1:42.113	32.407	38.254	31.452	12	1	4:57.181		40.730	35.156
4	1	2:09.751	32.454	46.712		13	1	1:41.351	32.801	37.312	31.238
5	1	8:54.919		1:15.335	32.814	14	1	1:44.440	31.631	39.979	32.830
6	1	1:39.714	31.665	36.930	31.119	15	1	1:39.872	32.219	36.216	31.437
7	1	1:38.992	31.416	36.133	31.443	16	1	1:40.558	31.354	38.098	31.106
8	1	1:37.673	30.770	35.870	31.033	17	1	1:39.691	31.726	36.560	31.405
9	1	1:41.562	30.909	39.377	31.276	18	1	2:13.634	33.078	46.543	

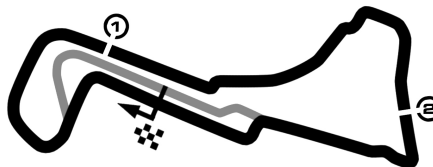
68 Julie Kenis (BEL) Juna-Jane De Keersmaecker (BMW M2 CS Racing)						Theoretische Bestzeit: 1:43.321					
Lap	D	Time	S1	S2	S3	Lap	D	Time	S1	S2	S3
1	1	2:12.622	50.942	46.520	35.160	12	1	3:21.137		41.718	34.738
2	1	1:48.448	35.055	39.585	33.808	13	1	1:51.580	35.406	42.317	33.857
3	1	1:46.817	34.940	38.988	32.889	14	1	1:47.934	34.956	39.759	33.219
4	1	1:48.085	35.179	39.469	33.437	15	1	1:46.360	34.457	39.189	32.714
5	1	2:09.918	33.814	40.745	55.359	16	1	1:47.812	34.080	39.482	34.250
6	1	1:48.462	36.480	38.735	33.247	17	1	1:47.077	34.843	39.180	33.054
7	1	1:46.914	33.932	39.737	33.245	18	1	1:46.208	34.159	39.153	32.896
8	1	2:50.402	33.406	1:13.004	1:03.992	19	1	1:43.901	33.605	38.021	32.275
9	1	1:47.617	35.663	38.790	33.164	20	1	1:43.637	33.687	37.930	32.020
10	1	1:46.276	33.580	38.382	34.314	21	1	1:47.101	33.371	40.574	33.156
11	1	1:56.791	33.882	39.437		22	1	2:45.082	45.302	56.703	

XWIFT BELGIAN TRUCK GRAND PRIX

Circuit Zolder, length 4000 m

21 - 23 June 2024

Belcar Endurance Championship



Lap Analysis free practice, 22.06.2024

-Reg.No.: C-Z-BTGP-SUP-M43-V2-

70 Britt Van Osta (BEL) Robin Van Osta (BMW M240i)						Theoretische Bestzeit: 1:44.360					
Lap	D	Time	S1	S2	S3	Lap	D	Time	S1	S2	S3
1	1	2:27.206	1:00.148	46.556	40.502	12	1	1:48.572	34.354	40.418	33.800
2	1	1:57.812	39.204	43.816	34.792	13	1	1:47.481	34.269	39.652	33.560
3	1	1:51.443	36.161	41.794	33.488	14	1	1:49.045	34.038	41.519	33.488
4	1	1:47.720	33.857	40.012	33.851	15	1	1:46.768	34.178	38.848	33.742
5	1	1:48.639	34.645	39.255	34.739	16	1	1:47.689	34.486	39.940	33.263
6	1	1:46.415	33.980	39.289	33.146	17	1	1:48.773	33.724	39.980	35.069
7	1	1:46.234	34.385	38.897	32.952	18	1	1:46.810	34.077	39.344	33.389
8	1	2:59.657	35.996	1:30.454	53.207	19	1	1:46.497	33.533	39.636	33.328
9	1	1:44.799	33.565	38.565	32.669	20	1	1:45.117	33.595	38.529	32.993
10	1	1:58.021	33.411	38.280		21	1	2:08.070	33.723	43.599	
11	1	4:10.739		42.218	34.043						

81 Ignace Van Den Broeck (BEL) Florent Vandevelde (Renault Clio Cup 3)						Theoretische Bestzeit: 1:52.120					
Lap	D	Time	S1	S2	S3	Lap	D	Time	S1	S2	S3
1	1	3:57.427	2:23.609	52.291	41.527	10	1	2:13.278	37.193	46.572	
2	1	2:10.208	42.750	48.323	39.135	11	1	4:35.617		43.560	37.783
3	1	2:19.919	39.283	46.527		12	1	1:58.103	38.281	43.214	36.608
4	1	5:14.381		45.785	38.393	13	1	1:56.321	36.615	43.496	36.210
5	1	3:01.803	45.824	1:32.438	43.541	14	1	1:52.247	35.736	40.958	35.553
6	1	2:00.983	38.687	44.295	38.001	15	1	1:52.815	35.637	40.930	36.248
7	1	1:57.778	37.585	43.406	36.787	16	1	1:53.515	36.067	41.474	35.974
8	1	1:57.732	38.252	42.960	36.520	17	1	2:47.066	48.747	56.977	
9	1	1:57.384	36.764	43.291	37.329						

83 Ron Van de Water (BEL) (BMW E46)						Theoretische Bestzeit: 1:48.443					
Lap	D	Time	S1	S2	S3	Lap	D	Time	S1	S2	S3
1	1	5:44.876	4:15.410	48.475	40.991	6	1	2:12.334	37.123	41.265	
2	1	1:59.877	39.136	44.684	36.057	7	1	2:15.961		41.835	34.429
3	1	2:10.428	35.794	41.484		8	1	1:48.550	34.446	39.568	34.536
4	1	3:56.223		40.501	34.797	9	1	2:18.473	39.705	44.919	
5	1	3:14.930	1:02.214	1:32.553	40.163						

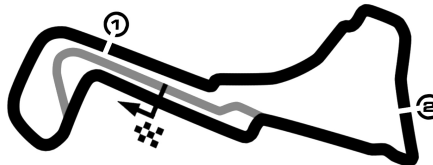
88 Gary Terclavers (BEL) Kenny Terclavers (BMW M4 GT4)						Theoretische Bestzeit: 1:39.027					
Lap	D	Time	S1	S2	S3	Lap	D	Time	S1	S2	S3
1	1	2:25.108	56.859	46.644	41.605	12	1	1:53.840	32.332	37.095	
2	1	1:50.090	36.452	40.445	33.193	13	1	3:51.926		40.963	33.410
3	1	1:44.145	33.066	38.677	32.402	14	1	1:42.862	32.683	38.037	32.142
4	1	1:40.653	31.557	37.472	31.624	15	1	1:44.822	33.547	38.684	32.591
5	1	1:40.644	31.478	36.993	32.173	16	1	1:41.810	32.659	37.141	32.010
6	1	1:46.350	33.495	39.676	33.179	17	1	1:42.403	32.433	36.933	33.037
7	1	1:41.396	31.623	37.568	32.205	18	1	1:43.713	32.477	37.799	33.437
8	1	2:20.991	33.080	37.630	1:10.281	19	1	1:41.865	32.547	37.236	32.082
9	1	2:15.580	1:07.198	36.507	31.875	20	1	1:41.154	32.062	37.306	31.786
10	1	1:41.589	31.839	37.413	32.337	21	1	1:40.863	32.341	36.686	31.836
11	1	1:39.105	31.556	36.205	31.344	22	1	2:16.661	32.012	44.619	

XWIFT BELGIAN TRUCK GRAND PRIX

Circuit Zolder, length 4000 m

21 - 23 June 2024

Belcar Endurance Championship



Lap Analysis free practice, 22.06.2024

-Reg.No.: C-Z-BTGP-SUP-M43-V2-

99 Dylan Derdaele (BEL) Jan Laurysen (Porsche 992 GT3 Cup)						Theoretische Bestzeit: 1:31.585					
Lap	D	Time	S1	S2	S3	Lap	D	Time	S1	S2	S3
1	1	1:39.826	34.709	35.204	29.913	12	1	1:42.903	29.166	33.629	
2	1	1:35.289	31.561	34.362	29.366	13	1	2:32.113		35.159	30.037
3	1	1:35.438	30.037	36.028	29.373	14	1	1:41.571	29.525	40.487	31.559
4	1	1:34.089	29.647	34.146	30.296	15	1	1:32.648	29.335	33.855	29.458
5	1	1:35.750	29.960	36.277	29.513	16	1	1:35.536	29.524	35.854	30.158
6	1	1:32.482	29.292	33.674	29.516	17	1	1:33.388	30.052	34.084	29.252
7	1	1:45.947	29.212	33.946		18	1	1:45.753	30.629	34.355	
8	1	4:53.012		1:11.551	1:05.344	19	1	2:29.502		35.250	30.959
9	1	1:34.154	30.167	33.989	29.998	20	1	1:34.047	30.507	34.526	29.014
10	1	1:34.900	29.475	33.811	31.614	21	1	1:35.871	30.271	35.769	29.831
11	1	1:31.911	29.333	33.405	29.173	22	1	1:45.323	29.611	34.654	

397 Andres Beers (BEL) René De Coninck (BMW E90 325i)						Theoretische Bestzeit: 1:51.284					
Lap	D	Time	S1	S2	S3	Lap	D	Time	S1	S2	S3
1	1	2:28.074	56.507	51.343	40.224	11	1	2:07.239	37.046	42.491	
2	1	2:03.614	39.290	45.937	38.387	12	1	3:49.454		43.785	38.065
3	1	1:58.145	37.125	43.455	37.565	13	1	1:55.754	36.569	42.671	36.514
4	1	2:08.829	36.393	42.811		14	1	1:53.660	35.684	41.617	36.359
5	1	2:50.677		43.098	37.213	15	1	1:54.899	35.852	42.991	36.056
6	1	1:55.472	36.156	42.446	36.870	16	1	1:54.986	35.344	41.587	38.055
7	1	3:04.177	36.758	1:31.419	56.000	17	1	1:52.358	34.910	41.753	35.695
8	1	1:57.527	37.647	43.011	36.869	18	1	1:51.548	34.933	41.145	35.470
9	1	1:54.656	35.778	42.012	36.866	19	1	2:14.841	34.669	43.112	
10	1	1:55.299	36.353	42.254	36.692						

509 Peter Bens (BEL) (Abarth Assetto Corse)						Theoretische Bestzeit: 1:56.196					
Lap	D	Time	S1	S2	S3	Lap	D	Time	S1	S2	S3
1	1	3:02.660	1:32.898	48.959	40.803	7	1	3:10.024	38.198	1:16.565	
2	1	2:04.755	39.743	45.655	39.357	8	1	4:01.438		44.121	37.820
3	1	2:02.192	38.778	44.771	38.643	9	1	1:58.424	37.564	43.033	37.827
4	1	2:00.590	38.266	44.343	37.981	10	1	1:57.174	36.603	42.715	37.856
5	1	2:01.639	37.935	45.180	38.524	11	1	3:06.996	36.283	1:26.885	
6	1	1:57.522	36.881	43.443	37.198						

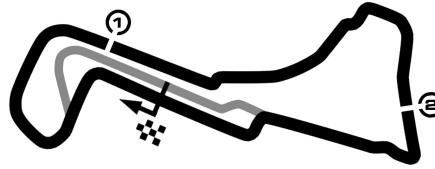
616 Manfred Verbeke (BEL) (Audi RS3 LMS)						Theoretische Bestzeit: 1:40.561					
Lap	D	Time	S1	S2	S3	Lap	D	Time	S1	S2	S3
1	1	2:24.470	56.530	46.139	41.801	11	1	1:43.014	31.723	38.240	33.051
2	1	1:50.215	36.409	40.370	33.436	12	1	1:42.762	32.526	37.582	32.654
3	1	1:46.857	33.319	39.635	33.903	13	1	2:01.448	35.299	44.742	41.407
4	1	1:43.988	32.699	38.101	33.188	14	1	1:57.863	40.110	44.146	33.607
5	1	2:01.869	33.045	37.872		15	1	1:41.914	32.143	36.878	32.893
6	1	4:34.412		41.693	46.617	16	1	1:41.191	31.906	37.098	32.187
7	1	2:47.776	1:20.057	54.991	32.728	17	1	1:41.585	32.070	37.201	32.314
8	1	1:43.167	33.164	37.654	32.349	18	1	1:56.870	33.771	38.524	
9	1	1:41.030	31.972	36.955	32.103	19	1	5:43.320		44.977	
10	1	1:41.894	31.829	36.735	33.330						

XWIFT BELGIAN TRUCK GRAND PRIX

Circuit Zolder, length 4000 m

21 - 23 June 2024

Belcar Endurance Championship



Lap Analysis free practice, 22.06.2024

-Reg.No.: C-Z-BTGP-SUP-M43-V2-

747 Olivier Bertels (BEL) Nick Van Pelt (Audi RS3 LMS)

Theoretische Bestzeit: 1:47.247

Lap	D	Time	S1	S2	S3	Lap	D	Time	S1	S2	S3
1	1	2:31.405	1:06.765	45.671	38.969	11	1	1:53.741	36.526	42.414	34.801
2	1	1:57.462	38.609	42.975	35.878	12	1	1:54.183	35.564	41.818	36.801
3	1	1:53.731	35.622	42.696	35.413	13	1	1:51.276	36.370	40.385	34.521
4	1	1:52.950	36.074	41.383	35.493	14	1	1:50.026	33.354	42.080	34.592
5	1	1:53.203	35.197	41.739	36.267	15	1	1:51.486	35.251	40.637	35.598
6	1	1:49.645	34.929	40.492	34.224	16	1	1:51.085	34.417	40.784	35.884
7	1	1:48.025	33.837	39.669	34.519	17	1	1:56.335	36.444	43.169	36.722
8	1	3:07.343	57.407	1:24.350		18	1	2:08.626	36.361	41.847	
9	1	2:26.633		40.462		19	1	2:33.617		44.406	
10	1	4:34.387		43.928	36.903						