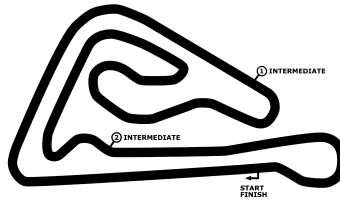


# OMV MAXMOTION FIA ETRC TRUCK RACE OF SLOVAKIA

Slovakia Ring, length 5922 m

08 & 09 June 2024

TCR Eastern Europe



## Lap Analysis free practice, 07.06.2024

### 3 Giacomo Ghermandi (ITA) (Honda Civic TCR FL5)

Theoretische Bestzeit: 2:13.227

Lap	D	Time	S1	S2	S3	Lap	D	Time	S1	S2	S3
1	1	2:41.618		1:09.100		8	1	2:13.846	41.317	1:05.250	27.279
2	1	3:52.829		1:07.066	27.631	9	1	<b>2:13.227</b>	<b>40.908</b>	<b>1:05.071</b>	<b>27.241</b>
3	1	2:14.910	41.368	1:05.975	27.567	10	1	2:23.972	41.131	1:11.825	31.016
4	1	2:14.311	41.166	1:05.551	27.594	11	1	2:18.960	41.256	1:05.521	32.183
5	1	2:14.748	41.428	1:05.692	27.628	12	1	2:43.208	1:02.289	1:13.462	27.457
6	1	2:18.212	41.354	1:05.910		13	1	3:40.700	1:24.435	1:37.471	
7	1	4:11.916		1:05.321	31.836						

### 8 Rene Kircher (GER) (Honda Civic TCR FK7)

Theoretische Bestzeit: 2:12.963

Lap	D	Time	S1	S2	S3	Lap	D	Time	S1	S2	S3
1	1	3:06.579	1:12.210	1:21.881	32.026	6	1	2:17.935	41.256	1:06.790	
2	1	2:22.152	45.990	1:07.102	29.060	7	1	4:21.399		1:09.534	28.343
3	1	2:16.272	41.816	1:06.312	28.144	8	1	<b>2:12.963</b>	<b>40.788</b>	<b>1:04.961</b>	<b>27.210</b>
4	1	2:15.399	41.194	1:06.372	27.833	9	1	2:29.780	41.074	1:10.743	
5	1	2:15.558	41.164	1:06.567	27.827						

### 9 Davit Kajaia (GEO) (Honda Civic TCR FK7)

Theoretische Bestzeit: 2:14.032

Lap	D	Time	S1	S2	S3	Lap	D	Time	S1	S2	S3
1	1	3:05.309	1:11.210	1:20.819	33.280	8	1	<b>2:14.032</b>	<b>41.312</b>	<b>1:05.061</b>	<b>27.655</b>
2	1	2:19.917	43.657	1:08.195	28.065	9	1	2:14.584	41.444	1:05.392	27.748
3	1	2:16.660	42.255	1:06.378	28.027	10	1	2:14.899	41.375		1:33.524
4	1	2:16.490	41.887	1:06.495	28.108	11	1	2:14.900			
5	1	2:15.983	41.661	1:06.331	27.991	12	1	2:15.789			
6	1	2:16.909	41.704	1:06.863		13	1	2:22.624			
7	1	4:00.365		1:06.640	28.120						

### 10 Jordan Dolischka (AUT) (Honda Civic TCR FK7)

Theoretische Bestzeit: 2:16.498

Lap	D	Time	S1	S2	S3	Lap	D	Time	S1	S2	S3
1	1	3:07.099	1:14.511	1:20.474	32.114	8	1	3:52.267		1:08.583	27.931
2	1	2:19.372	42.666	1:08.608	28.098	9	1	<b>2:17.034</b>	42.266	<b>1:07.161</b>	<b>27.603</b>
3	1	2:18.906	42.382	1:07.689	28.835	10	1	2:17.167	42.159	1:07.184	27.824
4	1	2:18.452	<b>41.730</b>	1:08.528	28.194	11	1	2:19.507	44.000	1:07.762	27.745
5	1	2:18.547	41.998	1:08.180	28.369	12	1	2:17.316	41.876	1:07.554	27.886
6	1	2:18.413	42.217	1:08.111	28.085	13	1	2:27.935	44.031	1:11.222	
7	1	2:22.834	42.570	1:08.934							

### 11 Jiri Zbozinek (CZE) (Hyundai Elantra N TCR)

Theoretische Bestzeit: 2:12.944

Lap	D	Time	S1	S2	S3	Lap	D	Time	S1	S2	S3
1	1	3:05.947	1:22.736	1:13.289	29.922	8	1	4:01.151		1:06.782	27.215
2	1	2:16.925	42.418	1:06.515	27.992	9	1	2:13.532	41.299	1:05.172	27.061
3	1	2:14.924	41.214	1:05.915	27.795	10	1	<b>2:12.944</b>	<b>40.867</b>	<b>1:05.101</b>	<b>26.977</b>
4	1	2:15.158	41.006	1:06.339	27.813	11	1	2:13.810	40.925	1:05.660	27.225
5	1	2:15.413	41.143	1:06.393	27.877	12	1	2:13.634	41.072	1:05.502	27.060
6	1	2:15.310	41.134	1:06.671	27.505	13	1	2:17.175	41.638	1:05.654	
7	1	2:17.885	41.066	1:06.789							

### 14 Petr Cizek (CZE) (Cupra Leon Competición TCR)

Theoretische Bestzeit: 2:13.336

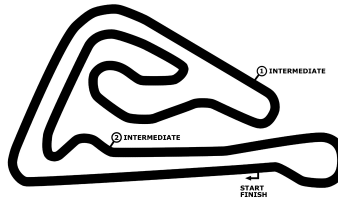
Lap	D	Time	S1	S2	S3	Lap	D	Time	S1	S2	S3
1	1	2:48.880	1:05.869	1:14.383	28.628	5	1	2:26.279	41.861	1:10.608	
2	1	2:18.171	42.292	1:08.191	27.688	6	1	4:22.281		1:12.998	28.395
3	1	2:15.949	41.556	1:06.699	27.694	7	1	<b>2:13.336</b>	<b>40.864</b>	<b>1:05.331</b>	<b>27.140</b>
4	1	2:16.014	41.371	1:06.959	27.684	8	1	2:40.384	47.481	1:17.998	

# OMV MAXXOTION FIA ETRC TRUCK RACE OF SLOVAKIA

Slovakia Ring, length 5922 m

08 & 09 June 2024

TCR Eastern Europe



## Lap Analysis free practice, 07.06.2024

33 Attila Bucsi (HUN) (Hyundai i30N TCR)						Theoretische Bestzeit: 2:12.866					
Lap	D	Time	S1	S2	S3	Lap	D	Time	S1	S2	S3
1	1	2:26.858		1:06.355		8	1	2:13.556	40.815	1:05.190	27.551
2	1	4:27.259		1:05.205	27.478	9	1	2:14.052	40.966	1:05.450	27.636
3	1	2:13.644	41.018	1:04.970	27.656	10	1	2:23.399	48.763	1:06.523	28.113
4	1	2:13.487	40.833	1:04.979	27.675	11	1	2:14.008	40.819	1:05.696	27.493
5	1	2:18.175	42.556	1:06.578		12	1	2:17.963	40.948	1:07.602	29.413
6	1	4:27.693		1:05.271	27.960	13	1	3:35.528	1:33.102	1:21.777	
7	1	<b>2:12.866</b>	<b>40.635</b>	<b>1:04.803</b>	<b>27.428</b>						

38 Radim Adamek (CZE) (Audi RS3 LMS TCR 2021)						Theoretische Bestzeit: 2:15.839					
Lap	D	Time	S1	S2	S3	Lap	D	Time	S1	S2	S3
1	1	3:15.986	1:29.424	1:15.945	30.617	8	1	2:24.766	<b>41.346</b>	1:15.201	28.219
2	1	2:21.222	43.606	1:08.952	28.664	9	1	2:17.672	41.700	1:07.973	27.999
3	1	2:17.882	42.401	1:07.304		10	1	2:17.547	41.932	1:07.400	28.215
4	1	3:37.550		1:07.370	28.284	11	1	2:17.359	41.985	1:07.319	28.055
5	1	2:16.608	42.115	<b>1:06.531</b>	<b>27.955</b>	12	1	2:18.468	42.157	1:08.155	28.156
6	1	2:16.751	41.982	1:06.569	28.200	13	1	2:39.927	41.876	1:17.947	
7	1	<b>2:16.590</b>	41.497	1:06.908	28.185						

68 Adam Kout (CZE) (Hyundai Elantra N TCR)						Theoretische Bestzeit: 2:12.167					
Lap	D	Time	S1	S2	S3	Lap	D	Time	S1	S2	S3
1	1	4:01.620	2:17.023	1:16.780	27.817	7	1	<b>2:12.167</b>	<b>40.635</b>	<b>1:04.501</b>	<b>27.031</b>
2	1	2:14.042	41.117	1:05.453	27.472	8	1	2:12.586	40.708	1:04.643	27.235
3	1	2:13.888	40.761	1:05.610	27.517	9	1	2:15.453	40.763	1:05.065	
4	1	2:24.997	44.335	1:12.875	27.787	10	1	8:13.566		1:18.843	30.774
5	1	2:16.977	41.063	1:06.201		11	1	3:29.589	1:27.122	1:20.737	
6	1	4:04.423		1:08.976	27.600						

70 Mat'o Homola (SVK) (Hyundai Elantra N TCR)						Theoretische Bestzeit: 2:12.039					
Lap	D	Time	S1	S2	S3	Lap	D	Time	S1	S2	S3
1	1	3:45.047	2:03.418	1:10.983	30.646	8	1	4:09.427		1:08.421	40.304
2	1	<b>2:12.609</b>	40.688	1:04.755	<b>27.166</b>	9	1	2:12.656	40.552	<b>1:04.480</b>	27.624
3	1	2:12.982	40.405	1:05.133	27.444	10	1	2:20.409	44.370	1:08.439	27.600
4	1	2:25.193	44.165	1:11.461	29.567	11	1	2:23.575	<b>40.393</b>	1:06.722	
5	1	2:13.611	40.631	1:05.395	27.585	12	1	3:33.982		1:12.175	29.744
6	1	2:14.351	40.789	1:05.818	27.744	13	1	3:20.539	1:27.637	1:13.863	
7	1	2:16.961	40.637	1:06.615							

74 Zarko Knego (CRO) (Hyundai Elantra N TCR)						Theoretische Bestzeit: 2:13.632					
Lap	D	Time	S1	S2	S3	Lap	D	Time	S1	S2	S3
1	1	3:03.194	52.405	1:33.583	37.206	8	1	2:14.287	41.124	1:05.839	<b>27.324</b>
2	1	2:26.869	43.404	1:07.388	36.077	9	1	<b>2:13.708</b>	<b>40.916</b>	<b>1:05.392</b>	27.400
3	1	2:16.665	42.542	1:06.466	27.657	10	1	2:14.751	40.951	1:06.185	27.615
4	1	2:16.066	41.155	1:07.323	27.588	11	1	2:27.952	41.061	1:13.023	33.868
5	1	2:14.945	40.965	1:06.409	27.571	12	1	2:15.766	41.523	1:06.528	27.715
6	1	2:19.219	41.124	1:06.851		13	1	3:14.522	1:07.754	1:23.363	
7	1	4:11.482		1:07.918	27.623						

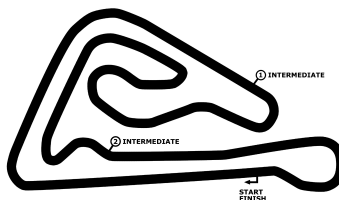
82 Vit Smejkal (CZE) (Cupra Leon Competición TCR)						Theoretische Bestzeit: 2:16.111					
Lap	D	Time	S1	S2	S3	Lap	D	Time	S1	S2	S3
1	1	3:10.372	1:08.330	1:26.073	35.969	7	1	<b>2:16.413</b>	<b>41.930</b>	1:06.870	<b>27.613</b>
2	1	2:25.602	46.266	1:10.961	28.375	8	1	2:18.521	42.309	1:07.462	28.750
3	1	2:17.726	42.914	1:07.066	27.746	9	1	2:20.882	42.195	1:07.352	
4	1	2:16.994	42.507	<b>1:06.561</b>	27.919	10	1	4:17.514		1:10.219	27.858
5	1	2:26.420	42.231	1:09.340		11	1	2:17.542	41.950	1:07.725	27.867
6	1	5:00.865		1:08.473	27.731	12	1	3:02.574	53.044	1:27.304	

# OMV MAXXOTION FIA ETRC TRUCK RACE OF SLOVAKIA

Slovakia Ring, length 5922 m

08 & 09 June 2024

TCR Eastern Europe



## Lap Analysis free practice, 07.06.2024

### 121 Ivars Vallers (LVA) (Audi RS3 LMS TCR 2021)

Theoretische Bestzeit: 2:14.430

Lap	D	Time	S1	S2	S3	Lap	D	Time	S1	S2	S3
1	1	3:31.773				7	1	4:28.686		1:16.849	29.599
2	1	4:38.847		1:13.576		8	1	2:15.562	41.254	1:06.915	<b>27.393</b>
3	1	3:35.886		1:07.128	27.659	9	1	2:24.842	44.231	1:12.498	28.113
4	1	2:15.293	41.475	1:06.189	27.629	10	1	2:16.160	41.385	1:07.005	27.770
5	1	<b>2:14.838</b>	<b>41.094</b>	<b>1:05.943</b>	27.801	11	1	3:15.141	1:18.950	1:11.035	
6	1	2:36.146	47.441	1:14.814							

### 301 Martin Kadlecik (CZE) (Audi RS3 LMS TCR 2021)

Theoretische Bestzeit: 2:12.047

Lap	D	Time	S1	S2	S3	Lap	D	Time	S1	S2	S3
1	1	3:01.532	1:15.378	1:13.908	32.246	8	1	2:13.989	41.563	1:05.199	27.227
2	1	2:12.869	40.915	1:04.847	<b>27.107</b>	9	1	2:13.662	40.756	1:05.581	27.325
3	1	<b>2:12.181</b>	40.451	<b>1:04.613</b>	27.115	10	1	2:13.587	40.797	1:05.522	27.268
4	1	2:21.020	<b>40.325</b>	1:06.159		11	1	2:13.770	40.724	1:05.753	27.293
5	1	3:15.095		1:05.033	27.237	12	1	2:13.771	40.741	1:05.710	27.320
6	1	2:13.014	40.679	1:05.051	27.284	13	1	2:14.283	40.911	1:06.019	27.353
7	1	2:13.238	40.757	1:05.251	27.230	14	1	2:57.588	1:04.877	1:16.445	