

Lap Analysis race 1, 08.06.2024

5 Tomas Kazarka (SVK) (Renault Clio Cup IV)

Theoretische Bestzeit: 2:28.253

Lap	D	Time	S1	S2	S3	Lap	D	Time	S1	S2	S3
1	1	2:42.451	57.846	1:13.659	30.946	7	1	2:28.818	46.371	1:11.679	30.768
2	1	2:30.254	46.875	1:12.726	30.653	8	1	2:29.672	46.804	1:11.985	30.883
3	1	2:28.312	46.142	1:11.535	30.635	9	1	2:29.006	46.608	1:11.476	30.922
4	1	2:28.954	46.301	1:11.763	30.890	10	1	2:29.230	46.560	1:11.478	31.192
5	1	2:28.673	46.467	1:11.530	30.676	11	1	2:30.284	46.657	1:12.444	31.183
6	1	2:29.216	46.350	1:11.785	31.081						

6 Marko Kazarka (SVK) (Renault Clio Cup IV)

Theoretische Bestzeit: 2:32.793

Lap	D	Time	S1	S2	S3	Lap	D	Time	S1	S2	S3
1	1	2:53.444	1:03.139	1:16.785	33.520	7	1	2:33.644	49.205	1:13.186	31.253
2	1	2:39.316	51.588	1:15.855	31.873	8	1	2:33.379	48.921	1:12.787	31.671
3	1	2:35.928	49.573	1:14.584	31.771	9	1	2:33.865	48.753	1:13.623	31.489
4	1	2:34.450	49.174	1:13.553	31.723	10	1	2:36.437	48.799	1:15.664	31.974
5	1	2:34.522	49.705	1:13.234	31.583	11	1	2:35.335	49.314	1:14.187	31.834
6	1	2:33.692	48.847	1:13.361	31.484						

7 Nik Stefancic (SLO) (Renault Clio Cup V)

Theoretische Bestzeit: 2:26.979

Lap	D	Time	S1	S2	S3	Lap	D	Time	S1	S2	S3
1	1	2:34.634	53.275	1:10.784	30.575	7	1	2:27.427	46.172	1:10.597	30.658
2	1	2:27.827	46.481	1:10.721	30.625	8	1	2:27.917	46.758	1:10.528	30.631
3	1	2:27.304	46.315	1:10.369	30.620	9	1	2:28.920	46.728	1:11.057	31.135
4	1	2:27.595	46.281	1:10.658	30.656	10	1	2:29.008	47.203	1:11.155	30.650
5	1	2:27.542	46.463	1:10.276	30.809	11	1	2:29.171	46.961	1:11.154	31.056
6	1	2:27.325	46.134	1:10.504	30.687						

8 Jakub Chmiel (POL) (Renault Clio Cup V)

Theoretische Bestzeit: 2:29.392

Lap	D	Time	S1	S2	S3	Lap	D	Time	S1	S2	S3
1	1	2:37.326	54.320	1:11.641	31.363	7	1	2:30.254	46.732	1:12.124	31.398
2	1	2:30.694	47.446	1:11.840	31.408	8	1	2:30.519	46.836	1:12.497	31.186
3	1	2:31.219	47.041	1:12.495	31.683	9	1	2:30.220	46.563	1:12.314	31.343
4	1	2:29.973	46.693	1:12.034	31.246	10	1	2:30.394	46.844	1:12.128	31.422
5	1	2:31.237	46.879	1:12.628	31.730	11	1	2:30.248	46.739	1:12.020	31.489
6	1	2:30.706	46.846	1:12.278	31.582						

10 Luka Glazer (SLO) (Renault Clio Cup V)

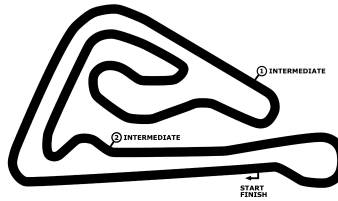
Theoretische Bestzeit: 2:29.418

Lap	D	Time	S1	S2	S3	Lap	D	Time	S1	S2	S3
1	1	2:40.588	56.423	1:13.274	30.891	7	1	2:30.163	47.321	1:11.898	30.944
2	1	2:29.818	47.062	1:11.874	30.882	8	1	2:30.295	47.358	1:11.933	31.004
3	1	2:29.567	46.896	1:11.731	30.932	9	1	2:30.182	47.080	1:12.167	30.935
4	1	2:30.880	47.743	1:12.266	30.871	10	1	2:30.803	47.161	1:12.490	31.152
5	1	2:30.234	46.808	1:12.182	31.244	11	1	2:30.675	47.452	1:12.101	31.122
6	1	2:32.716	49.423	1:12.042	31.251						

11 Petar Miloradovic (SRB) (Renault Clio Cup V)

Theoretische Bestzeit: 2:28.404

Lap	D	Time	S1	S2	S3	Lap	D	Time	S1	S2	S3
1	1	2:37.328	54.575	1:11.916	30.837	7	1	2:29.043	47.076	1:11.011	30.956
2	1	2:30.805	47.632	1:12.161	31.012	8	1	2:36.082	53.586	1:11.675	30.821
3	1	2:28.859	46.702	1:11.237	30.920	9	1	2:29.194	46.821	1:11.479	30.894
4	1	2:28.613	46.598	1:11.118	30.897	10	1	2:29.621	46.883	1:11.784	30.954
5	1	2:29.513	46.943	1:11.775	30.795	11	1	2:30.462	47.225	1:11.969	31.268
6	1	2:30.923	47.748	1:12.361	30.814						



Lap Analysis race 1, 08.06.2024

12 Filip Bartos (CZE) (Renault Clio Cup V)

Theoretische Bestzeit: 2:28.292

Lap	D	Time	S1	S2	S3	Lap	D	Time	S1	S2	S3
1	1	2:39.044	56.069	1:12.418	30.557	6	1	2:30.329	46.533	1:12.739	31.057
2	1	2:30.581	47.371	1:12.202	31.008	7	1	2:29.472	46.802	1:11.878	30.792
3	1	2:29.806	47.208	1:11.612	30.986	8	1	2:29.665	47.480	1:11.575	30.610
4	1	2:29.723	46.827	1:11.921	30.975	9	1	2:30.076	46.790	1:12.246	31.040
5	1	2:28.633	46.748	1:11.202	30.683						

21 Miha Primozic (SLO) (Renault Clio Cup V)

Theoretische Bestzeit: 2:28.027

Lap	D	Time	S1	S2	S3	Lap	D	Time	S1	S2	S3
1	1	2:37.394	54.547	1:12.104	30.743	7	1	2:28.526	46.739	1:11.022	30.759
2	1	2:31.198	47.885	1:12.129	31.184	8	1	2:29.227	47.089	1:11.308	30.830
3	1	2:28.898	47.042	1:11.101	30.755	9	1	2:29.656	47.407	1:11.377	30.872
4	1	2:28.104	46.428	1:11.105	30.571	10	1	2:30.381	46.966	1:12.227	31.188
5	1	2:29.740	47.146	1:11.876	30.718	11	1	2:29.634	46.817	1:11.771	31.046
6	1	2:30.767	47.464	1:12.253	31.050						

23 Ivan Gustin (CRO) (Renault Clio Cup V)

Theoretische Bestzeit: 2:37.534

Lap	D	Time	S1	S2	S3	Lap	D	Time	S1	S2	S3
1	1	2:47.991	59.824	1:15.766	32.401	7	1	2:39.140	50.107	1:16.179	32.854
2	1	2:37.984	50.023	1:15.413	32.548	8	1	2:39.795	49.938	1:17.174	32.683
3	1	2:38.751	49.962	1:15.972	32.817	9	1	2:39.390	50.171	1:16.574	32.645
4	1	2:38.079	49.881	1:15.455	32.743	10	1	2:41.578	49.922	1:18.765	32.891
5	1	2:39.091	51.279	1:15.342	32.464	11	1	2:44.645	51.625	1:19.872	33.148
6	1	2:38.549	49.785	1:16.106	32.658						

28 Peter Palotas (HUN) (Renault Clio Cup V)

Theoretische Bestzeit: 2:40.009

Lap	D	Time	S1	S2	S3	Lap	D	Time	S1	S2	S3
1	1	2:53.072	1:00.753	1:18.720	33.599	7	1	2:40.512	50.255	1:17.422	32.828
2	1	2:44.775	51.424	1:20.061	33.290	8	1	2:40.118	50.001	1:17.434	32.683
3	1	2:43.320	50.878	1:18.908	33.534	9	1	2:41.084	50.489	1:17.873	32.722
4	1	2:42.224	50.899	1:18.174	33.151	10	1	2:40.475	50.022	1:17.874	32.579
5	1	2:40.925	50.258	1:17.628	33.039	11	1	2:46.804	51.296	1:20.469	35.039
6	1	2:40.965	50.155	1:17.760	33.050						

29 David Dziwok (POL) (Renault Clio Cup V)

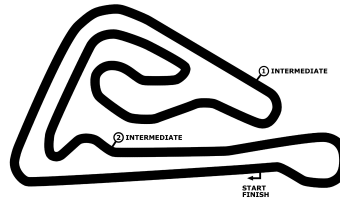
Theoretische Bestzeit: 2:27.163

Lap	D	Time	S1	S2	S3	Lap	D	Time	S1	S2	S3
1	1	2:34.922	53.298	1:10.971	30.653	7	1	2:28.884	46.102	1:11.836	30.946
2	1	2:28.729	46.340	1:11.651	30.738	8	1	2:29.574	47.109	1:11.595	30.870
3	1	2:28.737	46.491	1:11.319	30.927	9	1	2:31.362	47.369	1:12.759	31.234
4	1	2:28.386	46.042	1:10.773	31.571	10	1	2:33.938	46.546	1:16.358	31.034
5	1	2:30.102	46.794	1:12.751	30.557	11	1	2:29.479	46.963	1:11.695	30.821
6	1	2:27.904	46.549	1:10.564	30.791						

44 Ivan Pulic (CRO) (Renault Clio Cup V)

Theoretische Bestzeit: 2:28.680

Lap	D	Time	S1	S2	S3	Lap	D	Time	S1	S2	S3
1	1	2:37.731	54.717	1:11.927	31.087	7	1	2:30.221	47.366	1:12.068	30.787
2	1	2:31.150	47.970	1:11.770	31.410	8	1	2:29.621	47.541	1:11.291	30.789
3	1	2:29.910	47.396	1:11.608	30.906	9	1	2:30.146	47.239	1:11.743	31.164
4	1	2:28.900	46.690	1:11.303	30.907	10	1	2:31.001	46.682	1:13.253	31.066
5	1	2:29.486	47.466	1:11.313	30.707	11	1	2:30.515	47.324	1:12.112	31.079
6	1	2:29.765	46.795	1:11.931	31.039						



Lap Analysis race 1, 08.06.2024

50 Filip Kuncer (MNE) (Renault Clio Cup V)

Theoretische Bestzeit: 2:27.507

Lap	D	Time	S1	S2	S3	Lap	D	Time	S1	S2	S3
1	1	2:35.399	53.764	1:11.175	30.460	7	1	2:29.236	46.639	1:11.967	30.630
2	1	2:28.304	46.933	1:10.753	30.618	8	1	2:29.866	47.530	1:11.482	30.854
3	1	2:28.857	46.538	1:11.528	30.791	9	1	2:31.099	47.404	1:12.576	31.119
4	1	2:27.768	46.625	1:10.509	30.634	10	1	2:28.438	46.724	1:10.949	30.765
5	1	2:29.630	47.364	1:11.307	30.959	11	1	2:29.570	47.042	1:11.696	30.832
6	1	2:28.375	47.085	1:10.660	30.630						

55 Valter Nezic (CRO) (Renault Clio Cup IV)

Theoretische Bestzeit: 2:28.349

Lap	D	Time	S1	S2	S3	Lap	D	Time	S1	S2	S3
1	1	2:42.175	57.385	1:13.726	31.064	7	1	2:29.626	46.503	1:11.974	31.149
2	1	2:29.320	46.610	1:11.809	30.901	8	1	2:29.351	46.820	1:11.729	30.802
3	1	2:29.229	46.969	1:11.594	30.666	9	1	2:29.651	46.644	1:11.864	31.143
4	1	2:29.498	46.410	1:12.130	30.958	10	1	2:29.632	46.292	1:12.362	30.978
5	1	2:30.476	47.227	1:12.096	31.153	11	1	2:30.041	46.146	1:12.706	31.189
6	1	2:28.702	46.089	1:11.697	30.916						

63 Ivan Sentic (CRO) (Renault Clio Cup V)

Theoretische Bestzeit: 2:29.231

Lap	D	Time	S1	S2	S3	Lap	D	Time	S1	S2	S3
1	1	2:41.452	57.224	1:13.360	30.868	7	1	2:30.000	47.098	1:11.801	31.101
2	1	2:32.284	47.466	1:13.846	30.972	8	1	2:30.668	47.301	1:12.453	30.914
3	1	2:29.580	46.965	1:11.812	30.803	9	1	2:30.291	47.082	1:12.398	30.811
4	1	2:29.288	46.959	1:11.699	30.631	10	1	2:29.883	47.113	1:11.724	31.046
5	1	2:29.840	46.902	1:11.944	30.994	11	1	2:30.806	47.495	1:12.177	31.134
6	1	2:30.150	47.188	1:11.858	31.104						

67 Miha Fabian (SLO) (Renault Clio Cup V)

Theoretische Bestzeit: 2:28.071

Lap	D	Time	S1	S2	S3	Lap	D	Time	S1	S2	S3
1	1	2:38.112	55.172	1:12.238	30.702	7	1	2:28.926	47.046	1:11.014	30.866
2	1	2:31.133	47.885	1:12.135	31.113	8	1	2:28.723	46.829	1:11.271	30.623
3	1	2:29.965	47.206	1:11.612	31.147	9	1	2:29.703	46.878	1:11.870	30.955
4	1	2:28.695	46.434	1:11.380	30.881	10	1	2:30.305	46.774	1:12.392	31.139
5	1	2:28.717	46.970	1:11.108	30.639	11	1	2:29.555	46.890	1:11.726	30.939
6	1	2:29.799	46.906	1:11.862	31.031						

68 Julian Smiechowski (POL) (Renault Clio Cup V)

Theoretische Bestzeit: 2:27.384

Lap	D	Time	S1	S2	S3	Lap	D	Time	S1	S2	S3
1	1	2:32.655	51.611	1:10.339	30.708	7	1	2:28.101	46.535	1:10.789	30.777
2	1	2:27.573	46.502	1:10.388	30.683	8	1	2:27.917	46.485	1:10.723	30.709
3	1	2:27.692	46.447	1:10.484	30.761	9	1	2:29.339	46.956	1:11.194	31.189
4	1	2:28.042	46.485	1:10.810	30.747	10	1	2:28.565	46.783	1:11.013	30.769
5	1	2:27.873	46.542	1:10.470	30.861	11	1	2:29.596	47.455	1:11.013	31.128
6	1	2:27.513	46.365	1:10.424	30.724						

69 Katarzyna Terlikowska (POL) (Renault Clio Cup V)

Theoretische Bestzeit: 2:29.371

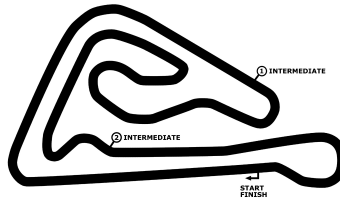
Lap	D	Time	S1	S2	S3	Lap	D	Time	S1	S2	S3
1	1	2:40.365	56.232	1:13.225	30.908	7	1	2:29.804	46.935	1:11.698	31.171
2	1	2:30.687	47.379	1:12.300	31.008	8	1	2:30.673	47.431	1:12.159	31.083
3	1	2:31.286	47.907	1:12.395	30.984	9	1	2:30.239	47.160	1:11.987	31.092
4	1	2:29.787	46.826	1:11.984	30.977	10	1	2:30.320	46.963	1:12.155	31.202
5	1	2:29.799	47.067	1:11.637	31.095	11	1	2:30.038	46.869	1:11.759	31.410
6	1	2:30.117	47.109	1:11.975	31.033						

OMV MAXXOTION FIA ETRC TRUCK RACE OF SLOVAKIA

Slovakia Ring, length 5922 m

08 & 09 June 2024

TCC Clio Cup



CLIO CUP

Lap Analysis race 1, 08.06.2024

88 Dejan Robida (SLO) (Renault Clio Cup V)

Theoretische Bestzeit: 2:28.683

Lap	D	Time	S1	S2	S3	Lap	D	Time	S1	S2	S3
1	1	2:38.920	55.624	1:12.485	30.811	7	1	2:30.233	47.190	1:11.734	31.309
2	1	2:29.582	46.955	1:11.924	30.703	8	1	2:29.682	47.188	1:11.685	30.809
3	1	2:29.982	47.501	1:11.710	30.771	9	1	2:30.186	47.053	1:11.875	31.258
4	1	2:29.084	46.562	1:11.411	31.104	10	1	2:30.127	46.910	1:12.096	31.121
5	1	2:28.920	46.591	1:11.540	30.789	11	1	2:31.306	46.959	1:13.259	31.088
6	1	2:30.212	47.292	1:11.876	31.044						

96 Bartolomiej Mirecki (POL) (Renault Clio Cup V)

Theoretische Bestzeit: 2:27.949

Lap	D	Time	S1	S2	S3	Lap	D	Time	S1	S2	S3
1	1	2:34.499	53.079	1:10.601	30.819	7	1	2:29.460	47.337	1:11.143	30.980
2	1	2:28.577	46.832	1:10.877	30.868	8	1	2:29.534	47.124	1:11.241	31.169
3	1	2:28.171	46.529	1:10.804	30.838	9	1	2:30.052	47.140	1:11.742	31.170
4	1	2:28.977	46.558	1:11.320	31.099	10	1	2:29.968	47.444	1:11.230	31.294
5	1	2:29.745	47.172	1:11.358	31.215	11	1	2:30.496	47.648	1:11.543	31.305
6	1	2:29.853	47.690	1:11.195	30.968						

777 Nikodem Sobczyk (POL) (Renault Clio Cup V)

Theoretische Bestzeit: 2:27.968

Lap	D	Time	S1	S2	S3	Lap	D	Time	S1	S2	S3
1	1	2:35.181	53.480	1:11.046	30.655	7	1	2:29.360	47.406	1:11.085	30.869
2	1	2:28.916	46.755	1:11.537	30.624	8	1	2:29.552	47.272	1:11.216	31.064
3	1	2:28.788	46.567	1:11.405	30.816	9	1	2:30.106	47.085	1:12.050	30.971
4	1	2:28.296	46.396	1:10.941	30.952	10	1	2:29.884	47.507	1:11.259	31.118
5	1	2:28.994	46.745	1:11.362	30.887	11	1	2:30.595	47.707	1:11.748	31.140
6	1	2:29.913	47.719	1:11.169	31.025						