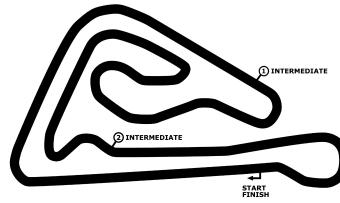


OMV MAXMOTION FIA ETRC TRUCK RACE OF SLOVAKIA

Slovakia Ring, length 5922 m

08 & 09 June 2024

TCC Clio Cup



Lap Analysis free practice, 07.06.2024

5 Tomas Kazarka (SVK) (Renault Clio Cup IV)

Theoretische Bestzeit:

Lap	D	Time	S1	S2	S3	Lap	D	Time	S1	S2	S3
1	1	3:59.338				6	1	2:31.653			
2	1	2:45.414				7	1	2:29.259			
3	1	2:38.548				8	1	2:29.138			
4	1	2:43.036				9	1	2:36.417			
5	1	2:37.984									

6 Marko Kazarka (SVK) (Renault Clio Cup IV)

Theoretische Bestzeit:

Lap	D	Time	S1	S2	S3	Lap	D	Time	S1	S2	S3
1	1	4:00.822				6	1	2:40.651			
2	1	2:48.275				7	1	2:40.313			
3	1	2:38.811				8	1	2:39.193			
4	1	2:38.105				9	1	2:36.691			
5	1	2:37.969				10	1	2:57.138			

7 Nik Stefancic (SLO) (Renault Clio Cup V)

Theoretische Bestzeit: 2:27.191

Lap	D	Time	S1	S2	S3	Lap	D	Time	S1	S2	S3
1	1	3:00.950	1:01.363	1:24.887	34.700	7	1	2:27.649	46.544	1:10.562	30.543
2	1	2:27.969	46.950	1:10.454	30.565	8	1	2:27.808	46.941	1:10.282	30.585
3	1	2:27.461	46.392	1:10.423	30.646	9	1	2:29.552	47.975	1:10.758	30.819
4	1	2:46.812	58.877	1:17.384	30.551	10	1	2:28.264	46.950	1:10.518	30.796
5	1	2:27.675	46.605	1:10.256	30.814	11	1	3:13.756	58.186	1:28.434	
6	1	2:41.877	46.799	1:21.996	33.082						

8 Jakub Chmiel (POL) (Renault Clio Cup V)

Theoretische Bestzeit: 2:27.759

Lap	D	Time	S1	S2	S3	Lap	D	Time	S1	S2	S3
1	1	3:29.975	1:24.077	1:24.645	41.253	6	1	2:28.383	46.430	1:10.902	31.051
2	1	2:29.171	47.441	1:10.899	30.831	7	1	2:30.002	47.287	1:11.346	31.369
3	1	2:27.926	46.597	1:10.724	30.605	8	1	2:31.855	48.532	1:12.202	31.121
4	1	2:28.139	46.466	1:10.981	30.692	9	1	2:31.240	47.241	1:12.535	31.464
5	1	2:27.987	46.435	1:10.773	30.779	10	1	2:37.151	47.952	1:11.661	

10 Luka Glazer (SLO) (Renault Clio Cup V)

Theoretische Bestzeit: 2:29.240

Lap	D	Time	S1	S2	S3	Lap	D	Time	S1	S2	S3
1	1	3:45.653	1:38.373	1:27.395	39.885	6	1	2:30.973	46.937	1:13.107	30.929
2	1	2:32.689	48.488	1:13.368	30.833	7	1	2:30.011	47.450	1:11.638	30.923
3	1	2:29.914	47.611	1:11.471	30.832	8	1	2:30.387	47.584	1:11.867	30.936
4	1	2:30.403	47.317	1:11.992	31.094	9	1	2:37.944	47.251	1:13.767	
5	1	2:34.577	51.222	1:12.391	30.964						

11 Petar Miloradovic (SRB) (Renault Clio Cup V)

Theoretische Bestzeit: 2:28.298

Lap	D	Time	S1	S2	S3	Lap	D	Time	S1	S2	S3
1	1	3:43.523	1:35.766	1:27.860	39.897	7	1	3:01.381	1:09.273	1:21.448	30.660
2	1	2:31.108	47.817	1:12.514	30.777	8	1	2:29.964	47.462	1:11.798	30.704
3	1	2:29.146	47.623	1:10.842	30.681	9	1	2:28.383	47.119	1:10.741	30.517
4	1	2:28.953	47.277	1:11.223	30.453	10	1	2:28.607	47.290	1:10.885	30.432
5	1	2:29.449	47.465	1:11.388	30.596	11	1	2:53.390	51.431	1:20.771	
6	1	2:41.277	47.689	1:17.716	35.872						

12 Filip Bartos (CZE) (Renault Clio Cup V)

Theoretische Bestzeit: 2:29.748

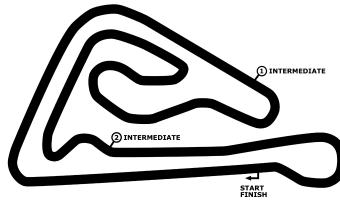
Lap	D	Time	S1	S2	S3	Lap	D	Time	S1	S2	S3
1	1	3:39.089				7	1	2:29.897	47.268	1:11.632	30.997
2	1	2:31.745	48.542	1:12.253	30.950	8	1	2:30.815	47.887	1:11.770	31.158
3	1	2:30.661	47.441	1:11.734	31.486	9	1	2:32.412	48.338	1:12.945	31.129
4	1	2:30.522	47.786	1:11.556	31.181	10	1	2:30.983	47.730	1:12.110	31.143
5	1	2:32.424	47.985	1:13.514	30.925	11	1	3:09.733	1:17.115	1:13.195	
6	1	2:31.244	47.342	1:12.968	30.934						

OMV MAXMOTION FIA ETRC TRUCK RACE OF SLOVAKIA

Slovakia Ring, length 5922 m

08 & 09 June 2024

TCC Clio Cup



Lap Analysis free practice, 07.06.2024

21 Miha Primozic (SLO) (Renault Clio Cup V)						Theoretische Bestzeit: 2:27.387					
Lap	D	Time	S1	S2	S3	Lap	D	Time	S1	S2	S3
1	1	3:02.350	1:03.153	1:23.654	35.543	6	1	5:13.028		1:18.297	31.973
2	1	2:28.313	47.098	1:10.691	30.524	7	1	2:28.916	47.592	1:10.733	30.591
3	1	2:27.799	46.637	1:10.518	30.644	8	1	2:29.080	47.456	1:11.052	30.572
4	1	2:27.627	46.768	1:10.226	30.633	9	1	2:36.685	47.014	1:14.418	
5	1	2:41.046	46.745	1:18.344							

23 Ivan Gustin (CRO) (Renault Clio Cup V)						Theoretische Bestzeit: 2:36.510					
Lap	D	Time	S1	S2	S3	Lap	D	Time	S1	S2	S3
1	1	4:03.429	1:53.018	1:30.916	39.495	6	1	2:39.970	50.388	1:16.581	33.001
2	1	3:04.690	1:06.402	1:24.446	33.842	7	1	2:38.113	50.063	1:15.708	32.342
3	1	2:46.137	52.540	1:19.375	34.222	8	1	2:39.255	52.183	1:15.156	31.922
4	1	2:46.154	52.770	1:19.106	34.278	9	1	2:37.845	49.869	1:16.485	31.491
5	1	2:46.327	51.678	1:21.918	32.731	10	1	2:56.351	51.910	1:17.258	

28 Peter Palotas (HUN) (Renault Clio Cup V)						Theoretische Bestzeit: 2:44.633					
Lap	D	Time	S1	S2	S3	Lap	D	Time	S1	S2	S3
1	1	4:02.263	1:30.488	1:44.019	47.756	6	1	2:50.091	51.738	1:22.945	35.408
2	1	3:05.141	1:07.010	1:23.727	34.404	7	1	2:53.471	55.184	1:23.438	34.849
3	1	2:46.174	52.236	1:19.656	34.282	8	1	2:50.383	52.323	1:23.742	34.318
4	1	2:46.096	52.283	1:19.476	34.338	9	1	2:46.836	51.635	1:21.624	33.577
5	1	2:50.064	51.581	1:24.507	33.976	10	1	3:21.598	1:01.931	1:34.175	

29 David Dziwok (POL) (Renault Clio Cup V)						Theoretische Bestzeit:					
Lap	D	Time	S1	S2	S3	Lap	D	Time	S1	S2	S3
1	1	3:35.630				7	1	2:29.133			
2	1	2:27.777				8	1	2:26.575			
3	1	2:27.024				9	1	2:43.594			
4	1	2:27.524				10	1	2:27.539			
5	1	2:26.854				11	1	3:03.423			
6	1	2:27.401									

44 Ivan Pulic (CRO) (Renault Clio Cup V)						Theoretische Bestzeit: 2:27.906					
Lap	D	Time	S1	S2	S3	Lap	D	Time	S1	S2	S3
1	1	3:07.710	1:08.565	1:23.278	35.867	7	1	2:29.105	47.380	1:10.591	31.134
2	1	2:29.240	47.879	1:10.602	30.759	8	1	2:33.673	49.766	1:12.463	31.444
3	1	2:27.994	47.031	1:10.296	30.664	9	1	2:28.361	46.943	1:10.700	30.718
4	1	2:43.399	49.820	1:16.964		10	1	2:28.480	47.035	1:10.703	30.742
5	1	3:36.485		1:15.624	30.840	11	1	3:43.679	1:08.549	1:45.640	
6	1	2:28.680	47.215	1:10.452	31.013						

50 Filip Kuncer (MNE) (Renault Clio Cup V)						Theoretische Bestzeit: 2:27.313					
Lap	D	Time	S1	S2	S3	Lap	D	Time	S1	S2	S3
1	1	3:29.541	1:19.247	1:27.945	42.349	6	1	2:41.390	46.566	1:18.057	
2	1	2:28.817	47.598	1:10.816	30.403	7	1	4:19.957		1:11.718	30.658
3	1	2:28.116	46.951	1:10.709	30.456	8	1	2:27.864	46.633	1:10.730	30.501
4	1	2:27.894	46.942	1:10.455	30.497	9	1	2:28.145	46.674	1:10.686	30.785
5	1	2:27.477	46.730	1:10.386	30.359	10	1	3:10.785	55.765	1:27.847	

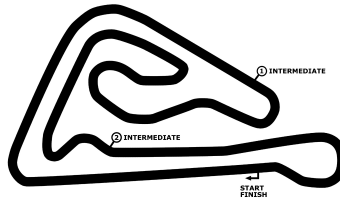
55 Valter Nezic (CRO) (Renault Clio Cup IV)						Theoretische Bestzeit: 2:30.733					
Lap	D	Time	S1	S2	S3	Lap	D	Time	S1	S2	S3
1	1	5:13.299	3:06.492	1:32.880	33.927	6	1	3:03.741	49.308	1:34.010	
2	1	2:32.582	48.452	1:12.808	31.322	7	1	3:52.339		1:23.578	32.250
3	1	2:31.620	47.414	1:12.826	31.380	8	1	2:30.916	47.597	1:12.141	31.178
4	1	2:31.114	47.516	1:12.382	31.216	9	1	3:05.709	48.224	1:28.312	
5	1	2:32.171	47.485	1:13.397	31.289						

OMV MAXMOTION FIA ETRC TRUCK RACE OF SLOVAKIA

Slovakia Ring, length 5922 m

08 & 09 June 2024

TCC Clio Cup



Lap Analysis free practice, 07.06.2024

63 Ivan Sentic (CRO) (Renault Clio Cup V)						Theoretische Bestzeit: 2:30.881					
Lap	D	Time	S1	S2	S3	Lap	D	Time	S1	S2	S3
1	1	3:44.996			39.665	6	1	4:18.558			32.563
2	1	2:34.879	48.869	1:15.345	30.665	7	1	2:31.582	48.128	1:12.465	30.985
3	1	2:29.690			30.612	8	1	2:31.582	47.800	1:12.851	30.931
4	1	2:29.917			30.634	9	1	2:31.962	48.121	1:12.923	30.918
5	1	2:43.305	48.828	1:18.039		10	1	3:27.794	1:15.434	1:26.856	

67 Miha Fabian (SLO) (Renault Clio Cup V)						Theoretische Bestzeit: 2:27.559					
Lap	D	Time	S1	S2	S3	Lap	D	Time	S1	S2	S3
1	1	2:57.528	1:03.843	1:21.161	32.524	7	1	2:28.392	46.338	1:11.046	31.008
2	1	2:30.121	48.095	1:11.323	30.703	8	1	2:36.205	47.673	1:16.583	31.949
3	1	2:29.168	47.068	1:11.611	30.489	9	1	2:34.294	47.089	1:15.428	31.777
4	1	2:28.070	46.713	1:10.751	30.599	10	1	2:27.704	46.312	1:10.831	30.561
5	1	3:00.717	50.011	1:35.565	35.141	11	1	3:22.301	1:07.357	1:27.566	
6	1	2:27.744	46.422	1:10.793	30.529						

68 Julian Smiechowski (POL) (Renault Clio Cup V)						Theoretische Bestzeit: 2:26.749					
Lap	D	Time	S1	S2	S3	Lap	D	Time	S1	S2	S3
1	1	3:39.190	1:42.352	1:18.443	38.395	6	1	5:53.783		1:10.602	30.604
2	1	2:28.149	47.374	1:10.234	30.541	7	1	2:26.796	46.261	1:10.041	30.494
3	1	2:29.254	46.931	1:10.159	32.164	8	1	2:27.032	46.214	1:10.237	30.581
4	1	2:27.177	46.447	1:10.168	30.562	9	1	2:27.036	46.274	1:10.221	30.541
5	1	2:27.597	46.294	1:10.095		10	1	3:00.653	1:07.453	1:11.969	

69 Katarzyna Terlikowska (POL) (Renault Clio Cup V)						Theoretische Bestzeit: 2:29.441					
Lap	D	Time	S1	S2	S3	Lap	D	Time	S1	S2	S3
1	1	3:40.754	1:29.110	1:30.116	41.528	7	1	2:30.275	47.670	1:11.486	31.119
2	1	2:41.053	49.327	1:20.759	30.967	8	1	2:29.624	47.440	1:11.319	30.865
3	1	2:29.550	47.284	1:11.371	30.895	9	1	2:30.357	47.427	1:11.986	30.944
4	1	2:29.956	47.591	1:11.417	30.948	10	1	2:29.581	47.323	1:11.291	30.966
5	1	2:31.131	48.229	1:11.878	31.024	11	1	3:04.371	50.360	1:26.753	
6	1	2:30.968	47.934	1:12.067	30.967						

88 Dejan Robida (SLO) (Renault Clio Cup V)						Theoretische Bestzeit: 2:28.294					
Lap	D	Time	S1	S2	S3	Lap	D	Time	S1	S2	S3
1	1	3:40.226	1:25.092	1:29.617	45.517	6	1	2:30.479	47.015	1:12.523	30.941
2	1	2:35.817	49.011	1:15.900	30.906	7	1	2:32.016	47.290	1:11.284	
3	1	2:29.229	47.418	1:10.969	30.842	8	1	3:45.942		1:11.806	31.163
4	1	2:28.423	46.747	1:10.961	30.714	9	1	2:30.069	47.546	1:11.529	30.994
5	1	2:29.552	47.127	1:11.840	30.585	10	1	3:11.557	1:08.604	1:22.255	

96 Bartolomiej Mirecki (POL) (Renault Clio Cup V)						Theoretische Bestzeit: 2:27.926					
Lap	D	Time	S1	S2	S3	Lap	D	Time	S1	S2	S3
1	1	3:25.703		1:25.340		5	1	2:28.295	46.607	1:10.850	30.838
2	1	3:48.692		1:16.797		6	1	2:28.717	46.808	1:10.884	31.025
3	1	3:47.373		1:15.027	30.932	7	1	2:31.215	47.928	1:11.443	
4	1	2:28.191	46.835	1:10.481	30.875						

777 Nikodem Sobczyk (POL) (Renault Clio Cup V)						Theoretische Bestzeit: 2:26.388					
Lap	D	Time	S1	S2	S3	Lap	D	Time	S1	S2	S3
1	1	3:41.294	1:31.387	1:29.336	40.571	5	1	5:37.990		1:15.491	32.927
2	1	2:28.273	47.449	1:10.411	30.413	6	1	2:28.431	47.256	1:10.515	30.660
3	1	2:26.388	46.547	1:09.491	30.350	7	1	2:27.600	46.864	1:10.182	30.554
4	1	2:35.494	50.542	1:12.086		8	1	2:42.083	48.930	1:16.335	