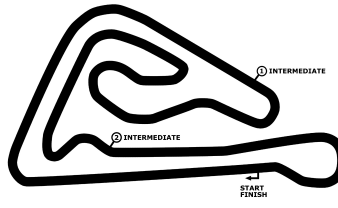


OMV MAXMOTION FIA ETRC TRUCK RACE OF SLOVAKIA

Slovakia Ring, length 5922 m

08 & 09 June 2024

FIA CEZ 1H Endurance



ESET CUP SERIES



Lap Analysis race, 08.06.2024

7 Hubert Darmetko (POL) Mateusz Lisowski (Porsche 992 Cup) Theoretische Bestzeit: 2:05.778

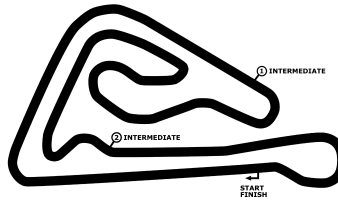
Lap	D	Time	S1	S2	S3	Lap	D	Time	S1	S2	S3
1	1	2:10.621	42.446	1:02.324	25.851	16	1	2:05.885	38.669	1:01.621	25.589
2	1	2:06.753	38.697	1:01.922	26.134	17	1	2:06.316	38.562	1:02.046	25.708
3	1	2:06.647	38.610	1:02.181	25.856	18	1	2:06.784	38.907	1:02.121	25.756
4	1	2:07.323	39.176	1:02.167	25.980	19	1	2:06.869	38.732	1:02.297	25.840
5	1	2:07.657	39.128	1:02.662	25.867	20	1	2:06.890	38.779	1:02.147	25.964
6	1	2:07.168	38.969	1:02.224	25.975	21	1	2:06.782	38.846	1:01.934	26.002
7	1	2:07.146	39.081	1:02.173	25.892	22	1	2:06.995	38.836	1:02.266	25.893
8	1	2:06.811	38.881	1:01.884	26.046	23	1	2:07.332	38.830	1:02.491	26.011
9	1	2:07.142	38.972	1:02.118	26.052	24	1	2:08.037	39.211	1:02.738	26.088
10	1	2:06.944	38.863	1:02.109	25.972	25	1	2:07.933	39.184	1:02.683	26.066
11	1	2:07.451	39.138	1:02.320	25.993	26	1	2:08.340	39.154	1:02.957	26.229
12	1	2:07.064	38.998	1:02.125	25.941	27	1	2:08.945	39.244	1:03.469	26.232
13	1	2:06.865	38.708	1:02.189	25.968	28	1	2:09.743	39.633	1:03.782	26.328
14	1	2:07.724	39.048	1:02.375		29	1	2:09.882	39.515	1:03.827	26.540
15	1	4:12.470		1:01.879	25.833						

20 Szabolcs Lantos (HUN) Mihajlo Mladenovic (Mercedes AMG GT4) Theoretische Bestzeit: 2:13.233

Lap	D	Time	S1	S2	S3	Lap	D	Time	S1	S2	S3
1	1	2:19.603	46.621	1:05.700	27.282	6	1	2:14.097	41.375	1:05.416	27.306
2	1	2:13.847	41.392	1:05.200	27.255	7	1	2:14.193	41.302	1:05.569	27.322
3	1	2:13.401	41.287	1:04.934	27.180	8	1	2:15.074	41.424	1:06.036	27.614
4	1	2:13.557	41.127	1:05.203	27.227	9	1	2:14.742	41.784	1:05.667	27.291
5	1	2:13.996	41.209	1:05.615	27.172						

24 Gregor G. Zsigo (SVK) (BMW M6 GT3) Theoretische Bestzeit: 2:01.020

Lap	D	Time	S1	S2	S3	Lap	D	Time	S1	S2	S3
1	1	2:05.736	40.138	1:00.898	24.700	16	1	2:02.806	37.465	1:00.542	24.799
2	1	2:01.943	37.329	1:00.080	24.534	17	1	2:03.220	37.237	1:01.124	24.859
3	1	2:01.046	36.649	59.837	24.560	18	1	2:04.080	37.491	1:00.988	
4	1	2:01.360	36.737	59.995	24.628	19	1	4:49.051		1:05.101	55.328
5	1	2:01.725	36.960	1:00.147	24.618	20	1	2:12.359	41.682	1:04.351	26.326
6	1	2:02.277	36.946	1:00.702	24.629	21	1	2:07.964	38.652	1:03.785	25.527
7	1	2:02.271	37.155	1:00.470	24.646	22	1	2:07.279	38.624	1:03.205	25.450
8	1	2:02.285	36.973	1:00.675	24.637	23	1	2:07.726	38.449	1:03.617	25.660
9	1	2:02.140	37.025	1:00.343	24.772	24	1	2:08.253	38.468	1:03.703	26.082
10	1	2:01.979	37.048	1:00.220	24.711	25	1	2:07.335	38.199	1:03.334	25.802
11	1	2:02.935	37.296	1:00.878	24.761	26	1	2:07.394	38.178	1:03.631	25.585
12	1	2:03.175	36.934	1:01.271	24.970	27	1	2:06.642	37.965	1:03.125	25.552
13	1	2:02.979	37.335	1:00.712	24.932	28	1	2:07.495	38.028	1:03.635	25.832
14	1	2:02.488	37.097	1:00.391	25.000	29	1	2:09.322	38.349	1:04.421	26.552
15	1	2:02.474	37.119	1:00.567	24.788	30	1	2:08.568	38.527	1:04.272	25.769



Lap Analysis race, 08.06.2024

26 Viktor Mraz (SVK) Mat'o Homola (KTM GTX)						Theoretische Bestzeit: 2:02.129					
Lap	D	Time	S1	S2	S3	Lap	D	Time	S1	S2	S3
1	1	2:09.158	42.173	1:01.844	25.141	16	1	2:05.944	39.149	1:00.994	
2	1	2:02.902	37.726	1:00.189	24.987	17	1	4:11.580		1:03.779	25.485
3	1	2:03.034	37.617	1:00.301	25.116	18	1	2:06.942	39.079	1:02.431	25.432
4	1	2:03.645	37.792	1:00.524	25.329	19	1	2:06.222	38.740	1:01.892	25.590
5	1	2:02.668	37.551	1:00.017	25.100	20	1	2:05.817	38.684	1:01.740	25.393
6	1	2:03.035	37.656	1:00.557	24.822	21	1	2:05.440	38.533	1:01.578	25.329
7	1	2:02.839	37.721	1:00.226	24.892	22	1	2:05.650	38.356	1:02.077	25.217
8	1	2:02.217	37.612	59.756	24.849	23	1	2:05.453	38.426	1:01.653	25.374
9	1	2:02.943	37.775	1:00.093	25.075	24	1	2:06.217	38.473	1:02.221	25.523
10	1	2:02.998	37.758	1:00.196	25.044	25	1	2:06.930	38.788	1:02.652	25.490
11	1	2:03.531	37.974	1:00.542	25.015	26	1	2:08.215	38.946	1:03.519	25.750
12	1	2:03.518	37.880	1:00.671	24.967	27	1	2:10.075	38.802	1:05.004	26.269
13	1	2:03.805	37.950	1:00.816	25.039	28	1	2:15.757	40.446	1:07.069	28.242
14	1	2:03.396	38.000	1:00.311	25.085	29	1	2:25.958	44.034	1:11.736	30.188
15	1	2:03.612	37.874	1:00.619	25.119	30	1	2:37.203	50.306	1:15.523	31.374

44 Miro M. Konopka (SVK) Zdeno Mikulasko (Lamborghini Huracan GT3)						Theoretische Bestzeit: 2:00.517					
Lap	D	Time	S1	S2	S3	Lap	D	Time	S1	S2	S3
1	1	2:08.962	41.846	1:01.973	25.143	16	1	2:00.602	36.463	59.670	24.469
2	1	2:05.303	37.732	1:02.135	25.436	17	1	2:01.843	36.504	1:00.589	24.750
3	1	2:04.844	37.897	1:01.656	25.291	18	1	2:01.528	36.640	59.984	24.904
4	1	2:04.364	37.892	1:01.521	24.951	19	1	2:01.813	36.504	1:00.479	24.830
5	1	2:03.725	37.505	1:01.241	24.979	20	1	2:02.971	36.823	1:01.523	24.625
6	1	2:03.781	37.634	1:01.024	25.123	21	1	2:01.476	36.627	1:00.080	24.769
7	1	2:04.029	37.748	1:01.209	25.072	22	1	2:02.047	36.981	1:00.177	24.889
8	1	2:04.354	37.880	1:01.308	25.166	23	1	2:01.690	36.540	1:00.406	24.744
9	1	2:04.390	37.846	1:01.364	25.180	24	1	2:02.337	36.819	1:00.486	25.032
10	1	2:04.628	38.072	1:01.318	25.238	25	1	2:02.345	36.868	1:00.719	24.758
11	1	2:04.581	37.795	1:01.394	25.392	26	1	2:12.156	36.768	1:00.590	34.798
12	1	2:04.777	38.025	1:01.556	25.196	27	1	2:03.151	37.567	1:00.686	24.898
13	1	2:04.100	37.841	1:01.486		28	1	2:02.055	36.695	1:00.640	24.720
14	1	4:04.432		1:00.004	24.613	29	1	2:01.896	36.641	1:00.526	24.729
15	1	2:00.805	36.534	59.887	24.384	30	1	2:02.825	36.792	1:01.159	24.874

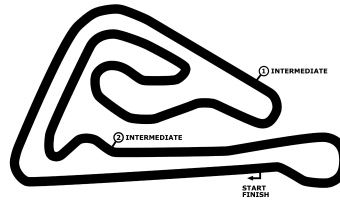
73 Petr Koukola (CZE) Vaclav Janik (KTM GTX)						Theoretische Bestzeit: 2:07.988					
Lap	D	Time	S1	S2	S3	Lap	D	Time	S1	S2	S3
1	1	2:12.999	43.855	1:03.019	26.125	15	1	2:38.921		1:03.181	26.191
2	1	2:09.221	39.686	1:03.181	26.354	16	1	2:09.275	39.857	1:03.217	26.201
3	1	2:11.948	41.120	1:04.522	26.306	17	1	2:10.461	39.707	1:04.462	26.292
4	1	2:10.371	40.682	1:03.241	26.448	18	1	2:08.996	39.556	1:03.154	26.286
5	1	2:09.102	39.774	1:03.180	26.148	19	1	2:08.504	39.453	1:02.902	26.149
6	1	2:09.576	39.808	1:03.297	26.471	20	1	2:09.171	39.688	1:03.218	26.265
7	1	2:09.460	39.778	1:03.617	26.065	21	1	2:08.921	39.526	1:03.309	26.086
8	1	2:09.331	39.615	1:03.148	26.568	22	1	2:09.701	39.759	1:03.592	26.350
9	1	2:08.399	39.486	1:02.596	26.317	23	1	2:10.564	39.997	1:04.112	26.455
10	1	2:08.598	39.419	1:03.206	25.973	24	1	2:10.803	39.969	1:04.533	26.301
11	1	2:08.855	39.552	1:03.134	26.169	25	1	2:09.293	39.846	1:03.245	26.202
12	1	2:08.878	39.834	1:02.775	26.269	26	1	2:09.454	39.720	1:03.543	26.191
13	1	2:11.719	40.011	1:03.134		27	1	2:09.922	39.601	1:03.601	26.720
14	1	5:09.936		1:12.659		28	1	2:10.478	40.065	1:03.927	26.486

OMV MAXMOTION FIA ETRC TRUCK RACE OF SLOVAKIA

Slovakia Ring, length 5922 m

08 & 09 June 2024

FIA CEZ 1H Endurance



ESET CUP SERIES

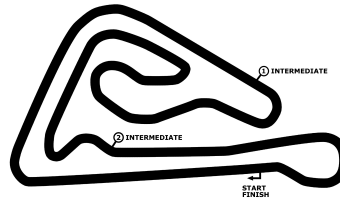


Lap Analysis race, 08.06.2024

77 Adam A. Konopka (SVK) (Lamborghini Huracan GT3)						Theoretische Bestzeit: 2:01.177					
Lap	D	Time	S1	S2	S3	Lap	D	Time	S1	S2	S3
1	1	2:06.611	40.743	1:01.407	24.461	16	1	2:03.131	37.245	1:01.198	
2	1	2:01.802	37.104	1:00.086	24.612	17	1	4:14.807		1:02.023	24.556
3	1	2:02.284	37.030	1:00.589	24.665	18	1	2:03.844	37.126	1:01.538	25.180
4	1	2:02.679	36.711	1:01.160	24.808	19	1	2:03.466	37.438	1:01.164	24.864
5	1	2:02.654	36.892	1:01.120	24.642	20	1	2:04.868	37.049	1:02.837	24.982
6	1	2:02.058	36.871	1:00.623	24.564	21	1	2:04.567	37.020	1:02.551	24.996
7	1	2:01.938	36.781	1:00.746	24.411	22	1	2:04.858	37.195	1:02.707	24.956
8	1	2:02.286	36.680	1:00.828	24.778	23	1	2:04.588	37.303	1:02.238	25.047
9	1	2:03.139	36.977	1:01.116	25.046	24	1	2:05.681	37.194	1:03.543	24.944
10	1	2:02.795	36.954	1:01.218	24.623	25	1	2:04.532	37.288	1:02.208	25.036
11	1	2:04.185	37.035	1:02.141	25.009	26	1	2:06.247	37.587	1:03.269	25.391
12	1	2:04.462	37.338	1:02.062	25.062	27	1	2:05.403	37.402	1:03.049	24.952
13	1	2:03.097	37.103	1:01.103	24.891	28	1	2:07.212	37.437	1:03.844	25.931
14	1	2:03.748	37.126	1:01.773	24.849	29	1	2:08.356	37.954	1:04.336	26.066
15	1	2:03.505	37.329	1:01.292	24.884	30	1	2:07.776	38.034	1:04.207	25.535

85 Petr Brecka (CZE) Karel Neffe (Porsche 992 Cup)						Theoretische Bestzeit: 2:06.724					
Lap	D	Time	S1	S2	S3	Lap	D	Time	S1	S2	S3
1	1	2:11.889	43.255	1:02.557	26.077	16	1	2:08.284	39.303	1:03.112	25.869
2	1	2:07.138	38.939	1:02.297	25.902	17	1	2:08.810	39.285	1:03.483	26.042
3	1	2:07.959	38.846	1:03.064	26.049	18	1	2:09.038	39.283	1:03.668	26.087
4	1	2:07.614	38.999	1:02.717	25.898	19	1	2:08.763	39.158	1:03.279	26.326
5	1	2:06.851	38.755	1:02.349	25.747	20	1	2:08.202	39.351	1:02.682	26.169
6	1	2:07.556	38.936	1:02.627	25.993	21	1	2:09.272	39.193	1:03.825	26.254
7	1	2:07.254	38.954	1:02.628	25.672	22	1	2:09.535	39.454	1:03.892	26.189
8	1	2:07.765	39.161	1:02.609	25.995	23	1	2:09.128	39.268	1:03.643	26.217
9	1	2:07.594	39.000	1:02.503	26.091	24	1	2:09.845	39.417	1:04.126	26.302
10	1	2:07.872	39.044	1:02.792	26.036	25	1	2:09.961	39.796	1:03.708	26.457
11	1	2:07.977	39.037	1:02.713	26.227	26	1	2:11.102	39.474	1:05.071	26.557
12	1	2:09.314	39.224	1:03.172		27	1	2:10.312	39.400	1:04.301	26.611
13	1	4:09.724		1:02.641	26.066	28	1	2:11.154	39.532	1:05.089	26.533
14	1	2:08.637	39.123	1:03.360	26.154	29	1	2:12.921	39.872	1:04.999	28.050
15	1	2:08.215	39.199	1:02.989	26.027						

440 Radek Kolarik (CZE) (Porsche 992 Cup)						Theoretische Bestzeit: 2:08.299					
Lap	D	Time	S1	S2	S3	Lap	D	Time	S1	S2	S3
1	1	2:15.791	45.082	1:04.587	26.122	16	1	2:09.427	39.577	1:03.641	26.209
2	1	2:09.661	39.364	1:03.872	26.425	17	1	2:10.996	39.940	1:04.536	26.520
3	1	2:09.221	39.526	1:03.534	26.161	18	1	2:10.601	39.719	1:04.291	26.591
4	1	2:09.407	39.410	1:03.501	26.496	19	1	2:10.502	39.355	1:04.794	26.353
5	1	2:08.978	39.173	1:03.281	26.524	20	1	2:10.096	39.597	1:04.065	26.434
6	1	2:09.707	39.347	1:03.863	26.497	21	1	2:10.918	39.454	1:05.295	26.169
7	1	2:09.506	39.384	1:03.775	26.347	22	1	2:11.108	39.674	1:04.611	26.823
8	1	2:08.768	39.129	1:03.395	26.244	23	1	2:11.423	39.974	1:04.899	26.550
9	1	2:09.035	39.225	1:03.513	26.297	24	1	2:11.377	40.066	1:04.832	26.479
10	1	2:08.580	39.063	1:03.333	26.184	25	1	2:11.102	39.856	1:04.783	26.463
11	1	2:08.827	39.155	1:03.286	26.386	26	1	2:12.021	39.361	1:05.866	26.794
12	1	2:08.854	39.356	1:03.114	26.384	27	1	2:12.493	39.614	1:05.635	27.244
13	1	2:09.893	39.202	1:03.390		28	1	2:13.277	39.894	1:06.560	26.823
14	1	4:11.135		1:04.077	26.352	29	1	2:13.133	40.297	1:05.971	26.865
15	1	2:09.822	39.341	1:03.824	26.657						



Lap Analysis race, 08.06.2024

444 Rudolf Beno (SVK) (BMW M4 GT4)

Theoretische Bestzeit: 2:12.347

Lap	D	Time	S1	S2	S3	Lap	D	Time	S1	S2	S3
1	1	2:18.911	45.775	1:06.015	27.121	15	1	4:18.199		1:06.395	27.196
2	1	2:13.670	40.856	1:05.897	26.917	16	1	2:14.456	41.019	1:06.405	27.032
3	1	2:13.246	41.113	1:05.352	26.781	17	1	2:13.671	40.866	1:05.647	27.158
4	1	2:13.021	41.092	1:05.078	26.851	18	1	2:15.655	41.256	1:06.904	27.495
5	1	2:12.685	40.928	1:04.921	26.836	19	1	2:15.526	41.471	1:06.723	27.332
6	1	2:13.779	41.191	1:05.477	27.111	20	1	2:13.885	40.777	1:06.053	27.055
7	1	2:12.938	40.906	1:05.193	26.839	21	1	2:16.846	41.734	1:07.712	27.400
8	1	2:13.245	40.787	1:05.382	27.076	22	1	2:19.377	43.062	1:09.026	27.289
9	1	2:12.655	40.645	1:05.063	26.947	23	1	2:14.603	40.773	1:06.753	27.077
10	1	2:13.298	40.895	1:05.376	27.027	24	1	2:14.348	40.840	1:06.089	27.419
11	1	2:15.257	40.758	1:07.168	27.331	25	1	2:16.884	41.070	1:08.479	27.335
12	1	2:18.394	41.238	1:09.316	27.840	26	1	2:18.393	41.579	1:09.024	27.790
13	1	2:15.366	40.971	1:06.320	28.075	27	1	2:17.018	42.674	1:07.017	27.327
14	1	2:16.021	41.241	1:06.188		28	1	2:13.758	40.733	1:05.988	27.037

500 Antal A. Zsigo (SVK) Max Hesse (BMW M4 GT3)

Theoretische Bestzeit: 2:00.496

Lap	D	Time	S1	S2	S3	Lap	D	Time	S1	S2	S3
1	1	2:07.914	41.211	1:01.721	24.982	16	1	2:00.734	36.848	59.282	24.604
2	1	2:03.595	37.592	1:01.105	24.898	17	1	2:01.651	36.724	1:00.149	24.778
3	1	2:03.266	37.211	1:00.955	25.100	18	1	2:02.662	36.789	1:00.970	24.903
4	1	2:03.525	37.569	1:00.871	25.085	19	1	2:01.094	36.714	59.555	24.825
5	1	2:02.781	37.173	1:00.572	25.036	20	1	2:01.151	36.614	59.832	24.705
6	1	2:04.336	37.416	1:01.744	25.176	21	1	2:01.527	36.879	59.903	24.745
7	1	2:04.698	37.071	1:02.572	25.055	22	1	2:01.300	36.792	59.689	24.819
8	1	2:03.609	37.260	1:01.335	25.014	23	1	2:01.291	36.697	59.876	24.718
9	1	2:06.309	37.249	1:03.891	25.169	24	1	2:02.435	37.670	1:00.013	24.752
10	1	2:04.096	37.614	1:01.234	25.248	25	1	2:01.911	36.944	1:00.169	24.798
11	1	2:04.399	37.336	1:01.866	25.197	26	1	2:02.206	36.805	1:00.633	24.768
12	1	2:05.931	37.623	1:02.252	26.056	27	1	2:01.878	36.821	1:00.258	24.799
13	1	2:05.235	37.865	1:01.682		28	1	2:01.613	36.787	1:00.140	24.686
14	1	4:02.509		59.504	24.674	29	1	2:02.036	37.094	1:00.205	24.737
15	1	2:01.252	37.092	59.560	24.600	30	1	2:02.118	36.829	1:00.280	25.009

789 Reinhard Kofler (AUT) Tomas Miniberger (KTM GTX)

Theoretische Bestzeit: 2:01.123

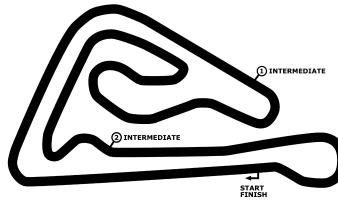
Lap	D	Time	S1	S2	S3	Lap	D	Time	S1	S2	S3
1	1	2:05.566	39.940	1:00.851	24.775	16	1	2:02.943	37.042	1:01.118	24.783
2	1	2:01.551	37.131	59.846	24.574	17	1	2:03.418	37.131	1:01.310	
3	1	2:01.232	36.819	59.877	24.536	18	1	5:11.739		1:04.398	25.749
4	1	2:01.419	36.741	1:00.140	24.538	19	1	2:07.271	38.523	1:03.325	25.423
5	1	2:01.557	36.973	1:00.012	24.572	20	1	2:07.569	38.536	1:03.477	25.556
6	1	2:01.856	36.938	1:00.170	24.748	21	1	2:07.377	38.571	1:03.433	25.373
7	1	2:02.120	36.888	1:00.581	24.651	22	1	2:06.679	38.000	1:03.389	25.290
8	1	2:01.820	36.917	1:00.161	24.742	23	1	2:06.657	37.887	1:03.259	25.511
9	1	2:01.877	36.841	1:00.227	24.809	24	1	2:07.065	37.924	1:03.535	25.606
10	1	2:01.908	36.916	1:00.321	24.671	25	1	2:07.114	38.256	1:03.348	25.510
11	1	2:02.573	37.030	1:00.866	24.677	26	1	2:07.208	38.150	1:03.665	25.393
12	1	2:03.165	36.981	1:01.476	24.708	27	1	2:07.604	38.355	1:03.588	25.661
13	1	2:02.259	37.026	1:00.516	24.717	28	1	2:08.081	38.383	1:02.950	26.748
14	1	2:02.717	37.044	1:00.870	24.803	29	1	2:08.357	38.786	1:03.901	25.670
15	1	2:02.485	37.026	1:00.748	24.711	30	1	2:09.072	38.571	1:04.892	25.609

OMV MAXXOTION FIA ETRC TRUCK RACE OF SLOVAKIA

Slovakia Ring, length 5922 m

08 & 09 June 2024

FIA CEZ 1H Endurance



ESET CUP SERIES



Lap Analysis race, 08.06.2024

825 Franz Lahmer (AUT) (Porsche 992 Cup)

Theoretische Bestzeit: 2:07.031

Lap	D	Time	S1	S2	S3	Lap	D	Time	S1	S2	S3
1	1	2:14.372	44.755	1:03.813	25.804	16	1	2:07.722	38.974	1:02.926	25.822
2	1	2:08.664	39.170	1:03.411	26.083	17	1	2:09.283	39.237	1:03.871	26.175
3	1	2:09.484	40.343	1:03.289	25.852	18	1	2:08.806	39.070	1:03.603	26.133
4	1	2:07.086	38.841	1:02.424	25.821	19	1	2:09.358	39.177	1:04.041	26.140
5	1	2:08.298	39.344	1:02.970	25.984	20	1	2:08.203	38.997	1:03.090	26.116
6	1	2:08.632	39.305	1:03.250	26.077	21	1	2:08.478	38.986	1:03.155	26.337
7	1	2:08.913	39.318	1:03.431	26.164	22	1	2:08.705	39.147	1:03.586	25.972
8	1	2:08.370	39.129	1:03.120	26.121	23	1	2:09.712	39.303	1:04.192	26.217
9	1	2:08.061	38.933	1:02.849	26.279	24	1	2:09.352	39.545	1:03.587	26.220
10	1	2:08.510	39.532	1:03.132	25.846	25	1	2:08.804	39.073	1:03.527	26.204
11	1	2:08.284	39.027	1:03.013	26.244	26	1	2:08.441	39.132	1:03.394	25.915
12	1	2:08.935	39.211	1:03.271	26.453	27	1	2:31.678	38.961	1:24.672	28.045
13	1	2:09.065	39.288	1:03.292		28	1	2:09.739	39.297	1:04.188	26.254
14	1	4:08.362		1:03.493	25.888	29	1	2:10.557	39.409	1:04.458	26.690
15	1	2:08.055	38.803	1:03.320	25.932						

846 Bob Bau (AUT) (Porsche 991 Cup)

Theoretische Bestzeit: 2:07.702

Lap	D	Time	S1	S2	S3	Lap	D	Time	S1	S2	S3
1	1	2:13.885	44.325	1:03.659	25.901	16	1	4:09.471		1:03.271	26.453
2	1	2:08.738	39.415	1:03.223	26.100	17	1	2:09.268	39.412	1:03.941	25.915
3	1	2:08.538	39.297	1:03.332	25.909	18	1	2:08.713	39.119	1:03.523	26.071
4	1	2:08.093	39.209	1:03.054	25.825	19	1	2:09.053	38.818	1:03.630	26.605
5	1	2:08.254	39.025	1:03.241	25.988	20	1	2:09.874	39.371	1:04.194	26.309
6	1	2:10.117	39.415	1:04.618	26.084	21	1	2:11.791	39.348	1:05.539	26.904
7	1	2:08.886	39.018	1:03.770	26.098	22	1	2:09.652	39.004	1:04.253	26.395
8	1	2:09.101	39.164	1:03.871	26.066	23	1	2:10.644	39.977	1:04.395	26.272
9	1	2:09.235	39.308	1:03.658	26.269	24	1	2:09.909	39.184	1:04.362	26.363
10	1	2:09.217	39.280	1:03.814	26.123	25	1	2:10.225	39.203	1:04.612	26.410
11	1	2:08.991	39.334	1:03.540	26.117	26	1	2:11.735	39.431	1:05.887	26.417
12	1	2:09.986	39.497	1:04.196	26.293	27	1	2:10.873	39.315	1:05.178	26.380
13	1	2:09.478	39.235	1:03.888	26.355	28	1	2:10.332	39.274	1:04.813	26.245
14	1	2:09.553	39.306	1:03.965	26.282	29	1	2:11.281	39.182	1:05.755	26.344
15	1	2:10.332	39.718	1:04.134							